fervi.com

FERVI

# 48

# THE CATALOGUE

THE CATALOGUE FOR MRO PROFESSIONALS (MAINTENANCE, REPAIR AND OPERATIONS)

## MACHINERY AND ACCESSORIES

## CUTTING TOOLS

## ABRASIVES

## WORKSHOP EQUIPMENT

## HARDWARE

## GENERAL TOOLS

## MEASURE

p.006 LATHES
p.034 MILLING MACHINES
p.045 DRILL PRESSES
p.066 METAL WORKING MACHINERY
p.082 SHEET METAL, IRON AND TUBE PROCESSING
p.087 WOOD WORKING MACHINERY
p.107 MACHINE VICES
p.113 TABLES AND DIVIDERS
p.121 CHUCKS
p.139 LIVE CENTERS AND TOOL POSTS
p.143 MACHINERY ACCESSORIES

p.150 TOOLS FOR TURNING AND MILLING
p.174 INSERTS, LATHE TOOLS AND TOOL BITS
p.190 TWIST DRILLS AND CUTTERS FOR METAL
p.227 BUILDING AND WOOD DRILLS AND CUTTERS
p.234 TAPS AND DIES
p.246 THREAD REPAIR
p.260 BANDSAW BLADES AND SAW BLADES

p.266 FLAP DISCS
p.288 ABRASIVE WHEELS
p.293 ABRASIVE DISCS AND BELTS
p.303 CLEANING
p.307 FINISHING AND POLISHING
p.313 WIRE BRUSHES
p.319 CUTTING WHEELS

p.329 WORKSHOP FURNITURE
p.354 BENCH VICES, CLAMPS AND ANVILS
p.362 MACHINERY FOR FINISHING
p.379 PRESSES AND HYDRAULIC PUMPS
p.385 CAR AND MOTORCYCLE WORKSHOP
p.394 LIFTING AND HANDLING

p.410 WRENCHES
p.427 SOCKET WRENCHES AND SCREW EXTRACTORS
p.451 SCREWDRIVERS AND HAND RIVETERS
p.464 PLIERS, HAMMERS, FILES AND CHISELS
p.479 UTILITY KNIVES, DEBURRING AND CUTTING TOOLS
p.487 SETS AND FASTENINGS
p.492 CONSTRUCTION AND PACKAGING
p.495 TOOL KITS

p.515 POWER TOOLS
p.528 PNEUMATICS
p.542 SOLDERING IRONS, PAINT STRIPPERS AND HEAT GLUE GUNS
p.545 EQUIPMENT FOR LIQUIDS AND FLUIDS
p.553 HEATERS, LIGHTING AND LENSES

p.564 CALIPERS, HEIGHT GAUGE AND RULERS
p.570 DIAL INDICATORS
p.574 MICROMETERS
p.576 MEASURING TOOLS
p.584 PRECISION TAPES, LEVELS AND GONIOMETERS
p.588 ANALOGIC AND DIGITAL METERS
p.596 SCALES AND DYNAMOMETERS

# FERVI Answers

# +39 059.767172

## KEY 1
### CUSTOMERS SERVICE
- Product prices and availability
- Orders management
- marketing information
- Dealers and representatives
- Quotes / offers
- General information

## KEY 2
### TECHNICAL DEPARTMENT
- Technical information
- After sales support
- Spare parts
- Warranty
- Repair estimate

---

## KEY 5 ENGLISH LANGUAGE

**www.fervi.com**
**info@fervi.com**

FOLLOW US

### PRICES
VAT **NOT** INCLUDED

## LATHES


p. 006 Heavyduty lathes
p. 014 Parallel lathes
p. 029 Bench lathes
p. 030 Bench lathe stands


## MILLING MACHINES


p. 034 Vertical milling machines
p. 037 Geared milling drilling machines
p. 041 Belt milling drilling machines


## DRILL PRESSES


p. 045 Radial drilling machines
p. 052 Gear drill presses
p. 055 Belt drills presses
p. 061 Bench drills
p. 064 Magnetic drills


## METAL WORKING MACHINERY


p. 066 Tapping Machine
p. 069 Saw benches
p. 072 Supports
p. 075 Bench grinders
p. 078 Sharpeners
p. 081 Belt sanders


## SHEET METAL, IRON AND TUBE PROCESSING


p. 082 Sheet metal processing
p. 085 Processing of irons and pipes


## WOOD WORKING MACHINERY


p. 087 Wood working lathes
p. 090 Planes
p. 092 Circular and sliding saws
p. 094 Mitre saw
p. 098 Band saws
p. 102 Belt sanders
p. 105 Dust collectors


## MACHINE VICES


p. 107 Precision vices
p. 109 Vices
p. 112 Parallels for vices


## TABLES AND DIVIDERS


p. 113 Dividers
p. 116 Working tables
p. 118 Magnetic chucks
p. 118 Clamping


## CHUCKS


p. 121 Spindles for metal lathe
p. 126 Spindles for wood lathe
p. 127 Spindles for drill bits and accessories
p. 130 Collet holders
p. 132 Combined milling spindles
p. 133 Weldon milling spindles
p. 134 Conical milling spindles
p. 135 Tapping chucks
p. 136 Boring head
p. 137 Chuck holders and tool racks


## LIVE CENTERS AND TOOL POSTS


p. 139 Live centers
p. 140 Tool posts


## MACHINERY ACCESSORIES


p. 143 Pumps and accessories
p. 144 Machine tool safety guards
p. 145 Lamps

## TOOLS FOR TURNING AND MILLING


p. 150 External tool holders
p. 156 Internal tool holders
p. 161 Tools for threading and cutting off
p. 166 Milling cutters
p. 170 Tool accessories


## INSERTS, LATHE TOOLS AND TOOL BITS


p. 174 Insert for lathe
p. 181 Milling inserts
p. 184 Tapping inserts
p. 184 Inserts for cutting off
p. 185 Lathe tools
p. 187 Tool bits


## TWIST DRILLS AND CUTTERS FOR METAL


p. 190 Straight shank twist drills
p. 199 Conical and center drills
p. 201 Weldon shank
p. 205 Hole saw
p. 212 Machine reamers
p. 213 Counterborers
p. 214 Stepped cutters & countersinks
p. 216 End mills
p. 218 Tungsten carbide rotary burrs
p. 226 Disc shaper cutters


## BUILDING AND WOOD DRILLS AND CUTTERS


p. 227 Straight shank twist drills
p. 227 Sds Plus shank
p. 228 Hole saw
p. 229 Diamond tools
p. 232 Wood drill bits and hole saws
p. 233 End mills for wood


## TAPS AND DIES


p. 234 Tap and die sets
p. 237 HSS taps
p. 243 Dies


## THREAD REPAIR


p. 246 Thread repair set
p. 251 Thread repair insert
p. 255 Taps for thread repair
p. 257 Thread repair tools


## BANDSAW BLADES AND SAW BLADES


p. 260 Bandsaw blades
p. 261 Saw blades

## FLAP DISCS

p. 266 Professional
p. 270 Performance
p. 274 Grindflex
p. 278 Smartflex
p. 281 Specialty
p. 287 Fast Lock

## ABRASIVE WHEELS

p. 288 Wheels with shaft
p. 289 Wheels with hole
p. 290 Wheels for satin finishers

## ABRASIVE DISCS AND BELTS

p. 293 Fiber discs
p. 294 Adhesive and velcro discs
p. 298 Rolls and sheets
p. 302 Belts

## CLEANING

p. 303 Surface Conditioning
p. 305 Abrasive Nylon
p. 306 Non woven

## FINISHING AND POLISHING

p. 307 Felt and abrasive pastes
p. 309 Sisal, cotton and wool
p. 312 Sponges and abrasive rubbers

## WIRE BRUSHES

p. 313 Brushes with bore
p. 315 Brushes with shaft

## CUTTING WHEELS

p. 319 Cutting discs
p. 320 Grinding discs
p. 321 Grinding wheels with hole
p. 322 Mounted grinding wheels
p. 323 Diamond blades

## *WORKSHOP FURNITURE*


p. 329 Modular furnishings
p. 337 Workbenches
p. 338 Cabinets
p. 343 Tool rolling cabinets
p. 346 Tool boxes


## *BENCH VICES, CLAMPS AND ANVILS*


p. 354 Bench vices
p. 357 Vices
p. 358 Anvils


## *MACHINERY FOR FINISHING*


p. 362 Sandblast cabinets
p. 369 Cleaning tanks
p. 372 Vacuum cleaners wet and dry
p. 375 Marking


## *PRESSES AND HYDRAULIC PUMPS*


p. 379 Hydraulic presses
p. 382 Manual presses
p. 383 Hydraulic pump units


## *CAR AND MOTORCYCLE WORKSHOP*


p. 385 Trolley jacks and stands
p. 387 Hydraulic cranes and engine stands
p. 389 Oil collecting units
p. 390 Winches
p. 391 Motorcycle and quad lifts
p. 393 Trolleys


## *LIFTING AND HANDLING*


p. 394 Hydraulic jacks
p. 395 Trolleys
p. 398 Cable hoists
p. 399 Lifting accessories
p. 402 Winches and tensioners
p. 403 Pallet handling

## WRENCHES


p. 410 Ratchets wrenches
p. 411 Double open end wrenches
p. 412 Combination spanners
p. 414 Ring spanners
p. 417 Tubular sockets
p. 419 Hex keys
p. 421 Tork keys
p. 422 T-handle swivel
p. 423 Filter wrenches
p. 424 Torque wrenches


## SOCKET WRENCHES AND SCREW EXTRACTORS


p. 427 Quick-release ratchets
p. 428 Sockets
p. 442 Impact sockets
p. 450 Screw extractors


## SCREWDRIVERS AND HAND RIVETERS


p. 451 Sockets screwdrivers
p. 453 Screwdrivers
p. 457 Precision screwdrivers
p. 458 Hex bits
p. 463 Hand riveters


## PLIERS, HAMMERS, FILES AND CHISELS


p. 464 Pliers
p. 468 Grip pliers
p. 469 Pipe wrenches
p. 470 Hammers
p. 473 Chisels
p. 476 Files
p. 478 Levers


## UTILITY KNIVES, DEBURRING AND CUTTING TOOLS


p. 479 Utility knives
p. 481 Snaggers
p. 483 Jigsaws arches
p. 484 Scissors
p. 485 Tube and bolt cutters


## SETS AND FASTENINGS


p. 487 Staplers and brad nailers
p. 487 Sets


## CONSTRUCTION AND PACKAGING


p. 492 Guns for chemicals
p. 493 Trowels and putty knives
p. 494 Packaging material


## TOOL KITS


p. 495 Tool rolling cabinets with tools
p. 501 Series of tools in trays
p. 508 Tool boxes with tools

## POWER TOOLS


p. 515 Cordless powertools

p. 523 Wire powertools


## PNEUMATICS


p. 528 Staplers and brad nailers

p. 530 Air impact wrenches

p. 533 Air die grinders

p. 535 Air belt sander

p. 536 Air guns

p. 538 Spray guns

p. 541 Air hose reel


## SOLDERING IRONS, PAINT STRIPPERS AND HEAT GLUE GUNS


p. 542 Solderings

p. 543 Hot air guns

p. 544 Glue guns


## EQUIPMENT FOR LIQUIDS AND FLUIDS


p. 545 Oilers

p. 546 Greaser guns

p. 547 Spray

p. 550 Tanks

p. 550 Pressure sprayers

p. 551 Pumps


## HEATERS, LIGHTING AND LENSES


p. 553 Heaters

p. 554 LED Lights

p. 555 Lamps

p. 556 Magnifier lens

p. 556 Battery operated torches and lamps

p. 559 Powers sockets

## CALIPERS, HEIGHT GAUGE AND RULERS


p. 564 Digital calipers

p. 565 Calipers with dial gauge

p. 565 Vernier calipers

p. 569 Height gauge

p. 569 Digital lines


## DIAL INDICATORS


p. 570 Dial indicators

p. 572 Dial thickness gauges

p. 573 Edge finders


## MICROMETERS


p. 574 Outside micrometers

p. 575 Inside micrometers


## MEASURING TOOLS


p. 576 Magnetic base

p. 579 Inspection plates

p. 579 Squares

p. 581 Screw pitch gauge


## PRECISION TAPES, LEVELS AND GONIOMETERS


p. 584 Precision tapes

p. 585 Levels

p. 587 Protractors


## ANALOGIC AND DIGITAL METERS


p. 588 Endoscopes

p. 588 Testers

p. 590 Digital meters

p. 593 Refractometers

p. 594 Hardness testers


## SCALES AND DYNAMOMETERS


p. 596 Scales

p. 597 Dinamometers

# FERVI
# THE SMART COMPANY

Always at the forefront of innovation in anticipating the needs and wishes of our customers. This is Fervi: **leader in the MRO** (maintenance, repair and operations) sector and the perfect partner for all **professional and hobby requirements**, for the construction, maintenance and repair of absolutely any object.

Smart as a business philosophy, in customer and supplier relations, but above all in the supply of **high-performance products** through increasingly high-tech, dynamic and secure platforms.

We are a **solid, dependable and competitive company**, a reference point on the European scene for the research, design, production and distribution of **machine tools and tooling components** that conform to the highest requirements of quality and reliability, leading players in a market that is booming along with us.

# VISION

To offer the most suitable, functional and safe products to workers in industry and the craft sector in order to concretely improve productivity and quality in their daily work.

# MISSION

**To design and manufacture**, research and select, as well as distribute machine tools and tooling components that offer the **best value for money**, assuring quality standards of safety and service that are well above the average of our direct competitors. Our passion for the **continuous upgrading** of products and services, our high regard for the work of our customers and our in-depth knowledge of the needs of our industry make us the **ideal partner** for all major projects or small-scale daily maintenance or repair work.

# VALUES

***TRANSPARENCY IN BEHAVIOUR***

***TEAM SPIRIT***

***THE CUSTOMER AT THE HEART OF EVERYTHING***

***CONTINUOUS IMPROVEMENT***

# OUR DNA: LOOKING AHEAD

The strategic direction taken, strongly supported by management, is geared towards **developing technical know-how** and the **digital transformation** of services, in order to guarantee customers constantly cutting-edge support that is fully adequate to support the needs of everyday business.

This path has been made possible by the solid integration of the professional skills and expertise that characterise the various companies now united in the **FERVI GROUP**.

The result is a **synergy between key players** in the **MRO sector**, already geared towards further developments, which lays the foundations for a future even more attentive to market developments, the enhancement of resources and the protection of people.

## *An increasingly comprehensive and reliable choice for you.*

The development strategy adopted by the company has thus made it possible to achieve a connotation such as to be able to boast the title of the first Italian group in the MRO sector, allowing it to be alongside customers in every situation.

| | |
|---|---|
| FERVI | Founded in 1978, its range includes machine tools, hand tools and abrasives. More than 8,600 products are available for maintenance and repair professionals in the industrial, craft, automotive and advanced DIY sectors. |
| RIFLEX | Since 1982, an Italian producer of high-quality abrasive flap discs using automatic machines designed and manufactured in-house. The automatic systems for the production of flap discs are sold worldwide. |
| VOGEL GERMANY | Founded in 1949, it manufactures and sells high-end measuring instruments, marketed through local agents and a worldwide network of distributors. |
| SITGES | It was in 1952 that Fervi's historic Spanish distributorship, based in Barcelona, was founded. Distribution is direct and via its own sales network. |
| Rivit | Since 1973, Rivit has been the perfect partner for the production and distribution of fastening systems, bolting tools and machines for sheet metal working and assembly. |

**2025**
Opening **NEW SHOWROOM** with over 800 square meters of exhibition space.

**2024 FERVI**
**FERVI China** inaugurated, the branch dedicated to Group Operations.

**2023**
Fervi obtains **AA ESG rating certification.**

**2022**
The **FERVI GROUP** was born: the identity of each company is a brick that goes towards building the bridge to the future of the MRO sector.

**2021**
**Rivit**, an Italian company specialising in the supply of fastening systems, joined the Fervi family.

**2019 VOGEL GERMANY**
100% of **Vogel Germany & Co KG** became part of the Fervi Group.

**SITGES 2018**
Fervi celebrated its first 40 years in business by entering the stock market and acquiring 40% of **Sitges Maquinas y Acesorios**.

**2015 RIFLEX**
An expansion of Made in Italy, as **Ri-flex** Abrasives joined the Fervi family.

**2013**
Having achieved impact zero, **Fervi's** new offices became energy self-sufficient.

**2012**
35,000 copies of the first **Fervi** catalogue were distributed.

**FERVI 2011**
The company ownership changed, and the company consolidated in its journey of expansion.

**1991**
**Veprug** evolved into the Fervi-branded business project.

**1978**
**Veprug Srl** was founded and established itself as a wholesaler in the Modena area.

**2026**
8700 products

**2024**
8600+ products

**2022**
8600 products

**2020**
8500+ products

**2018**
6800 products

**2016**
5700 products

**2014**
4700 products

**2012**
3800 products

# A WIDESPREAD PRESENCE. INTERNATIONAL TRUST.

## *Our distribution and assistance.*

With over **4,500 points of sale** in Italy, a presence in over **50 countries worldwide** and more than **8,000 customers, Fervi Group** has consolidated a clear position: to be ever closer to its customers, guaranteeing constant support in the development of their business.

The path taken by the **Group** is geared towards **continuous commercial growth**, supported by excellence in technical assistance, in order to offer products and services in a comprehensive and widespread manner, wherever necessary.

The **Group's highly specialised technicians** provide an efficient internal **support service**, including repairs, advice on the installation and maintenance of equipment, **ensuring constant support** and professionalism at every stage.

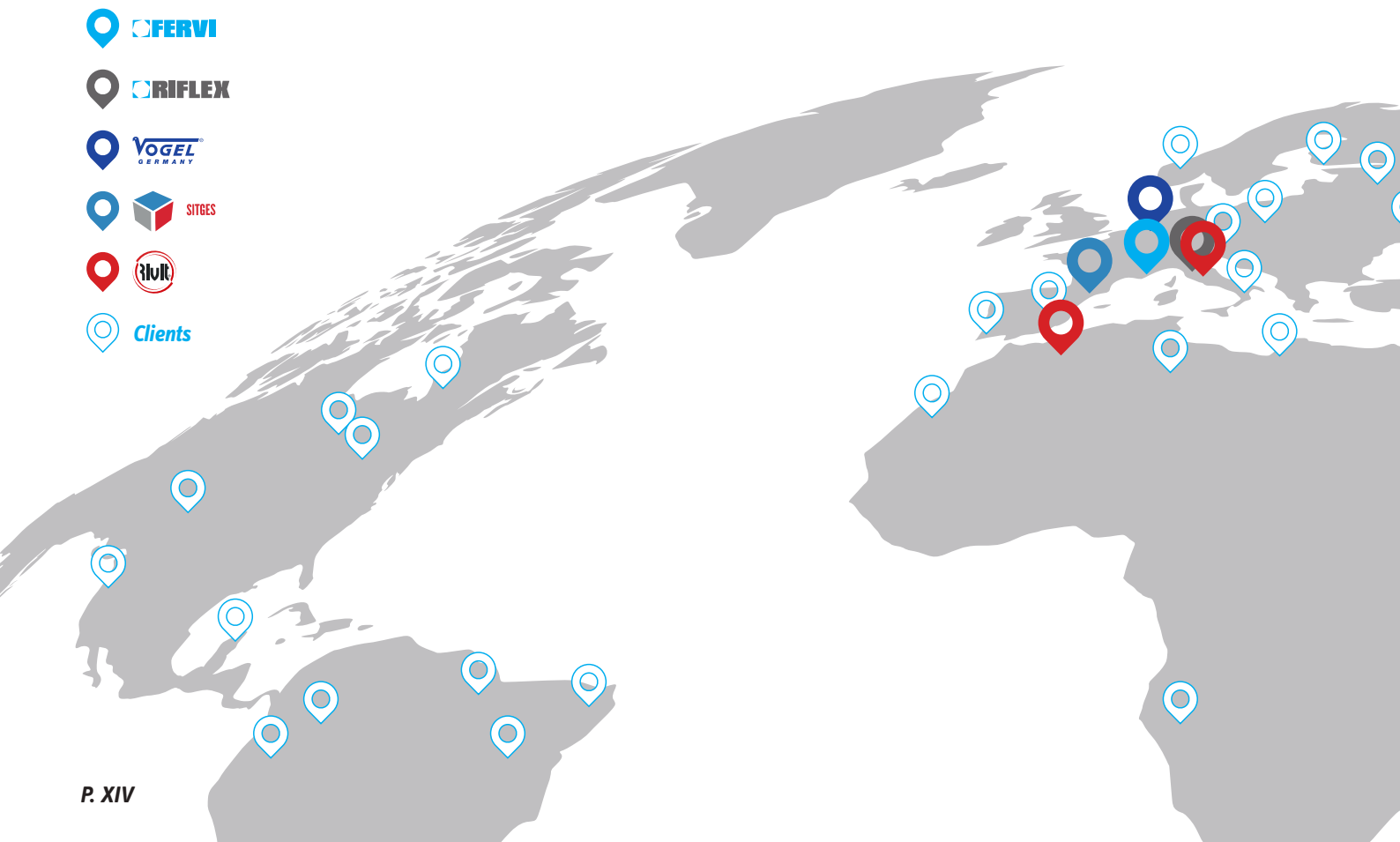

# A single address, personalized solutions.

**The Group presents itself as a one-stop shop capable of supporting its customers' daily business.**

# Quality the Fervi way.

- MANAGEMENT
- ORGANISATION
- METHOD

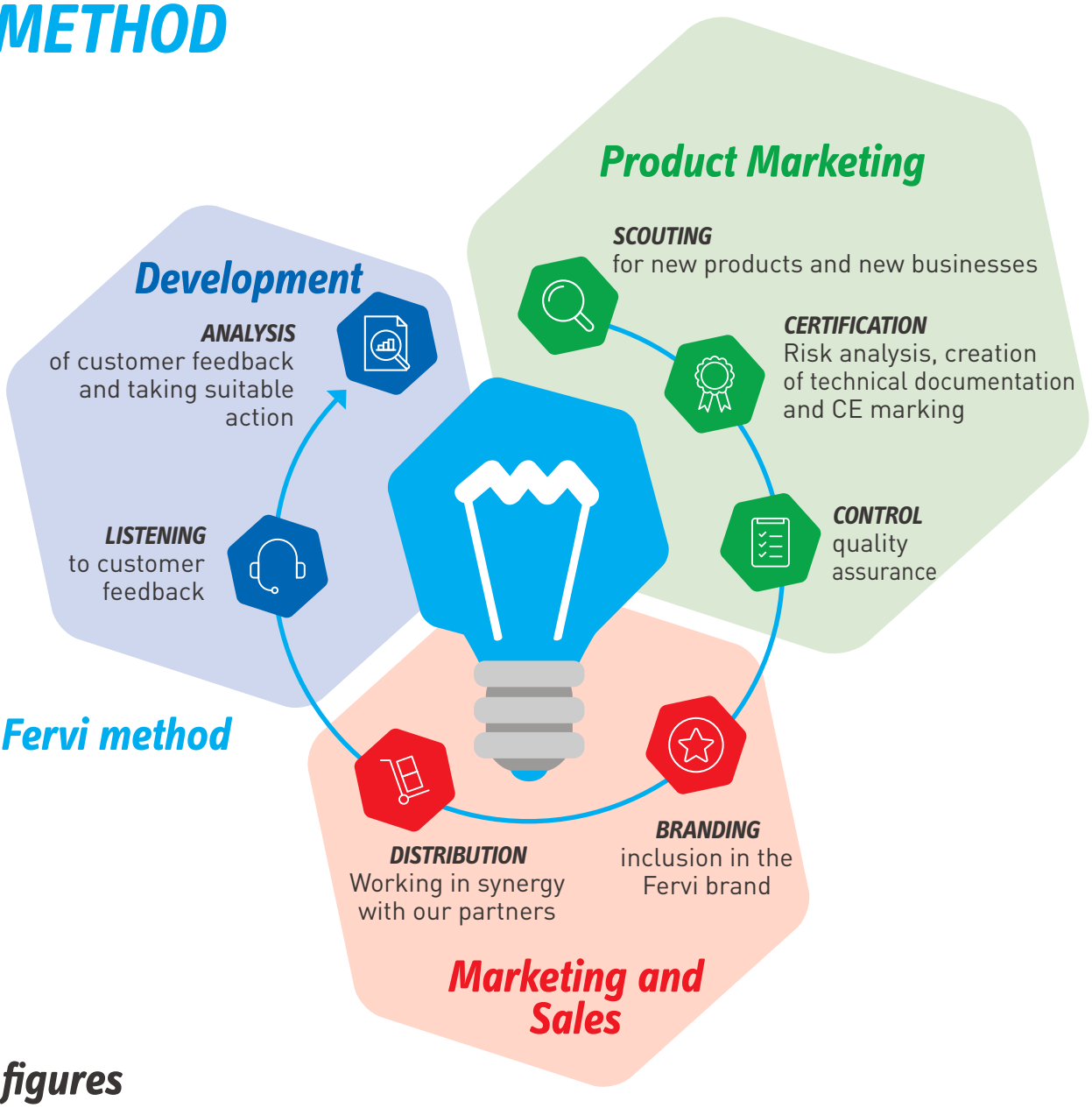


The Fervi method

## Our figures

Spaces, people and horizons in the Fervi world.

**1+1**
SHOWROOM
LIGHT AND HEAVY

**8700**
REFERENCES
IN THE CATALOG

**3000+**
SPARE PART
ITEMS

**10000m²**
OF WAREHOUSE
SPACE

**200M**
ITEMS ON THE
MARKET

**3000+**
ORDERS EVERY
MONTH

# Our certifications.

### *QUALITY THAT COMES FROM RESPONSIBILITY.*

Fervi's sense of social and commercial responsibility underpins every initiative and activity undertaken by the members of the Fervi Group and those involved in it.

### *OUR COWORKERS*

Our primary strength, safeguarded by processes and devices and certified to the very highest standards. A healthy and safe environment in which to work, distinguished by a robust and consolidated corporate welfare system.

### *OUR CUSTOMERS*

Each Fervi brand product epitomises everything we strive for every day. High quality, reliability and safety – always 100% guaranteed.

### *OUR PARTNERS*

Anyone who works with the Fervi Group can always count on its proven financial dependability. An extra gesture of trust to build up solid and productive relationships.

### *AN ENVIRONMENT FOR EVERYONE*

We have achieved energy self-sufficiency, thanks to the installation of state-of-the-art photovoltaic systems.

### *+ ECO-SUSTAINABILITY*

Our concern for environmental sustainability has prompted us to produce an eco-sustainable catalogue, using lighter and less treated PEFC paper, with a single goal in mind: to care for our planet by saving, in our own small way, as much $CO_2$ as we possibly can.

PEFC™

CERTIFICAZIONE DI SISTEMA AMBIENTALE
DNV
ISO 14001

CERTIFICAZIONE DI SISTEMA SICUREZZA
DNV
ISO 45001

CERTIFICAZIONE DI SISTEMA QUALITA'
DNV
ISO 9001

CERTIFIED MANAGEMENT SYSTEM
Sustainy
SUSTAINABILITY DIRECTION
ESG-SDGs Rating:2022© N° 0072/2021
ESG RATING: AA FERVI S.P.A.

Corradi & Ghisolfi
MCCULLOUGH
22
FERVI

FORST
DeLonghi
De Vilmont
CHAMPAGNE
76 C
Cortina
CCM
iHL
FERVI
FOR SPORT

# OUR SHOWROOM

***An exclusive environment where you can see the Group's products and solutions for yourself Write at mro@fervi.com and arrange your visit. We are at your complete disposal to support you and help you in your work.***

NOVITÀ

# DIGITAL FERVI

## *Quality for sharing*

Fervi focuses more and more on digital and social platforms to showcase its products at their best and meet the needs of the community promptly, at any time of day.

**The fervi.com website** – speedy, dynamic, with new graphics and constantly updated with all the technical information you need to get to know more about each product.

**Where to buy it** – It's really easy to find a dealer where you can buy the products on the Fervi website. Just enter your location and there you go.

**Virtual Show-Room** – The perfect place to go on a virtual tour of the display shelves, and to see all the tools in the Fervi range.

**Social** – A page that is extremely active thanks to our community, but also Instagram and YouTube, to keep you constantly up-to-date and let you swap opinions on hobbies and the professional world.

FERVI
PROMOZIONE
IMPERDIBILE
RINNOVA LA TUA OFFICINA!

# CREATE YOUR OWN SHOWROOM

***An exclusive offer for authorised retailers.***

Fervi sees to the shopfitting, you increase your turnover and yield per square metre. Over 800 customers have already decided to boost their business with FERVI

**The blue kilometre** We are proud to say that to date more than 1,000 linear metres of display space have been installed for our customers, giving a clear picture of the broad range FERVI has to offer in terms of solutions.

**The blue football pitch** As well as the linear kilometre, we mustn't forget the football pitch made up of FERVI gazebos installed at our retailers.
Now FERVI has increased its range of solutions, allowing you to customise your point of sale in line with your needs.

# FERVI SHOPFITTING

## Display panels

Ideal for displaying
manual tools

## Sail banners

Perfect for displays featuring machine tools.
The sail banner identifies the FERVI display area.

## Gazebos

Ideal for indoor displays of machinery, workshop
furniture and anything else that may require
a covered, intimate space.



## Pallet covers

In three different sizes (3, 4, 5 pallets) to create
display islands (80x120) for small machines and
bulky tools using existing pallets.

## Countertop Displays

The perfect way to present best runners
to your customers.

## Pallbox

To be placed in front of the counter or near
the cash register to facilitate purchase.

FERVI
48

## LATHES


p. 006 Heavyduty lathes
p. 014 Parallel lathes
p. 029 Bench lathes
p. 030 Bench lathe stands


## MILLING MACHINES


p. 034 Vertical milling machines
p. 037 Geared milling drilling machines
p. 041 Belt milling drilling machines


## DRILL PRESSES


p. 045 Radial drilling machines
p. 052 Gear drill presses
p. 055 Belt drills presses
p. 061 Bench drills
p. 064 Magnetic drills


## METAL WORKING MACHINERY


p. 066 Tapping Machine
p. 069 Saw benches
p. 072 Supports
p. 075 Bench grinders
p. 078 Sharpeners
p. 081 Belt sanders


## SHEET METAL, IRON AND TUBE PROCESSING


p. 082 Sheet metal processing
p. 085 Processing of irons and pipes


## WOOD WORKING MACHINERY


p. 087 Wood working lathes
p. 090 Planes
p. 092 Circular and sliding saws
p. 094 Mitre saw
p. 098 Band saws
p. 102 Belt sanders
p. 105 Dust collectors


## MACHINE VICES


p. 107 Precision vices
p. 109 Vices
p. 112 Parallels for vices


## TABLES AND DIVIDERS


p. 113 Dividers
p. 116 Working tables
p. 118 Magnetic chucks
p. 118 Clamping


## CHUCKS


p. 121 Spindles for metal lathe
p. 126 Spindles for wood lathe
p. 127 Spindles for drill bits and accessories
p. 130 Collet holders
p. 132 Combined milling spindles
p. 133 Weldon milling spindles
p. 134 Conical milling spindles
p. 135 Tapping chucks
p. 136 Boring head
p. 137 Chuck holders and tool racks


## LIVE CENTERS AND TOOL POSTS


p. 139 Live centers
p. 140 Tool posts


## MACHINERY ACCESSORIES


p. 143 Pumps and accessories
p. 144 Machine tool safety guards
p. 145 Lamps

# PROFESSIONAL LATHE

T095F30

T095F20

T095F

T095F10

T094F30

T094F20

T094F

T094F10

T085F30

T085F20

T085F

T085F10

T080F20

T080F

T080F10

T076/400V3A

T075I

T075/400V3A

T074/400V3A

T070/400V3A15

T070/400VI3A

T070/400V3A

T069/...

T998/400V...

T998/230V3A

T997/400V...

T997/230V...

# PROFESSIONAL LATHE

## Spindle diameter (mm)

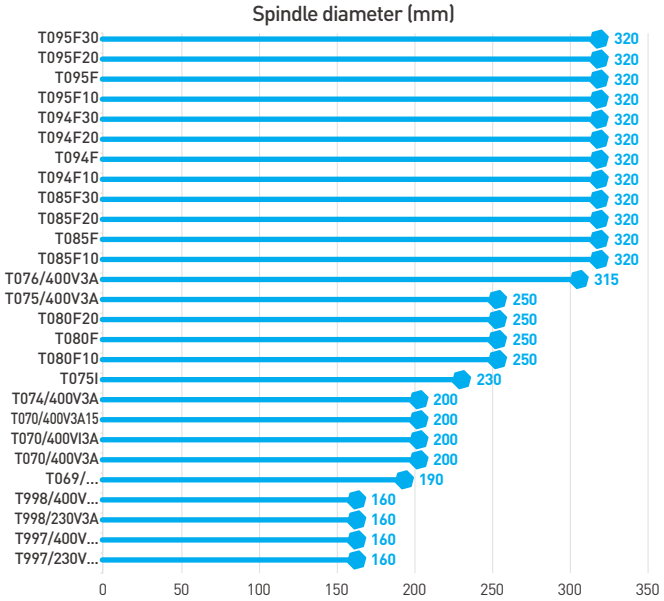


## Power (kW)

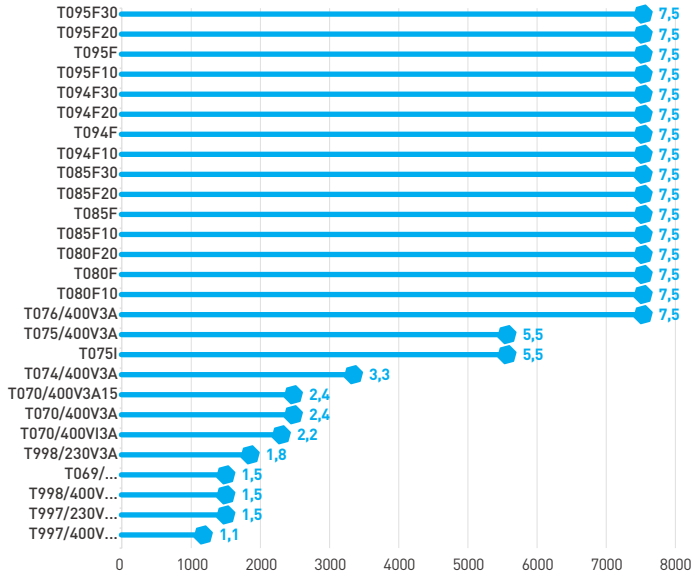


## Max swing over the cross slide (mm)

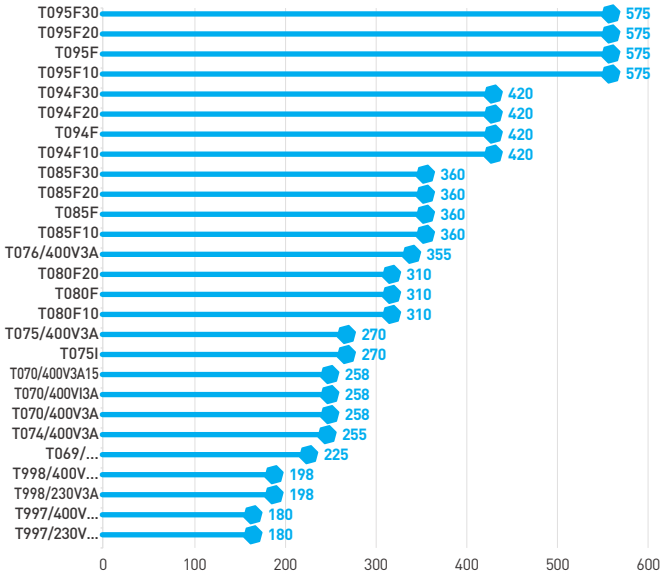


## Centers height (mm)

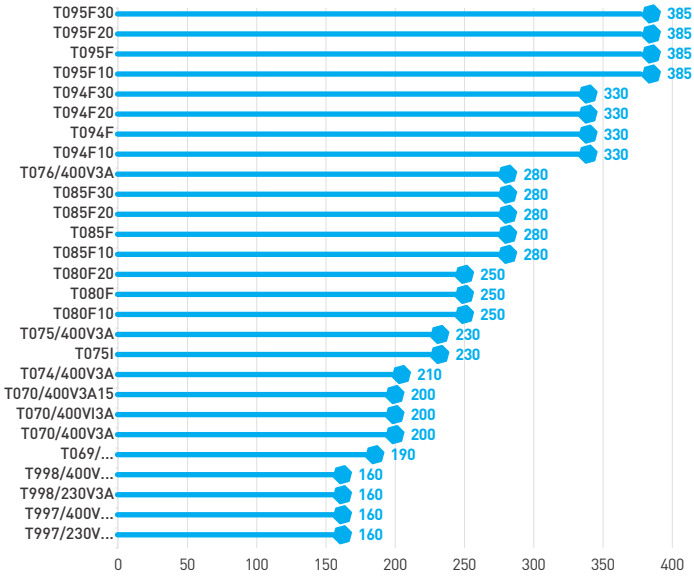


## Distance between centers (mm)

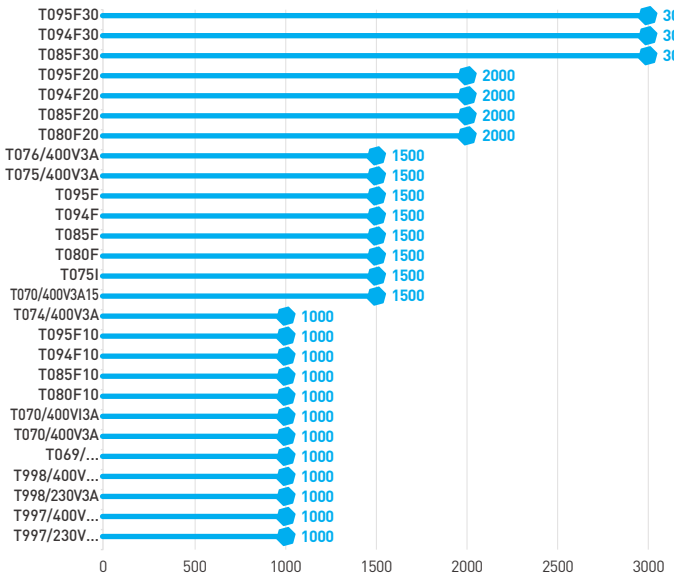


## Spindle bore (mm)

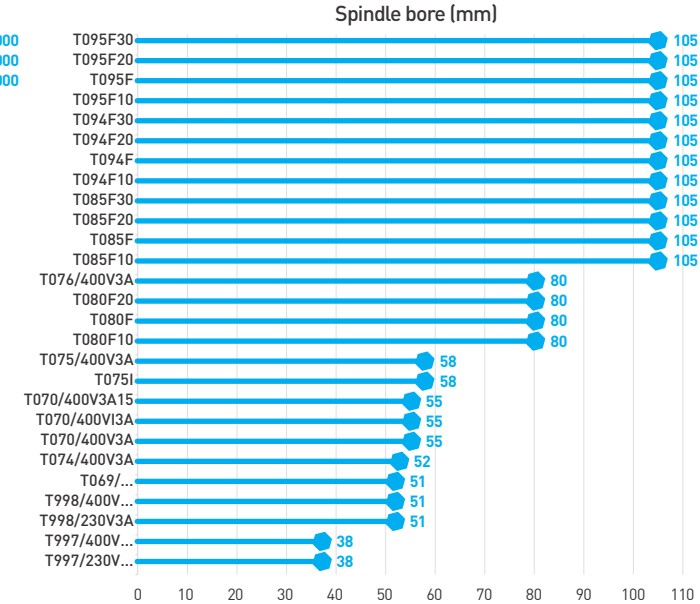

## T095Fx

### *GEAR HEAD LATHE WITH READOUT*

With mechanical spindle clutch and 3 axis readout, semi norton gear box. Equipped with a joystick for the insertion of rapid advances.
With cast iron monobloc base.

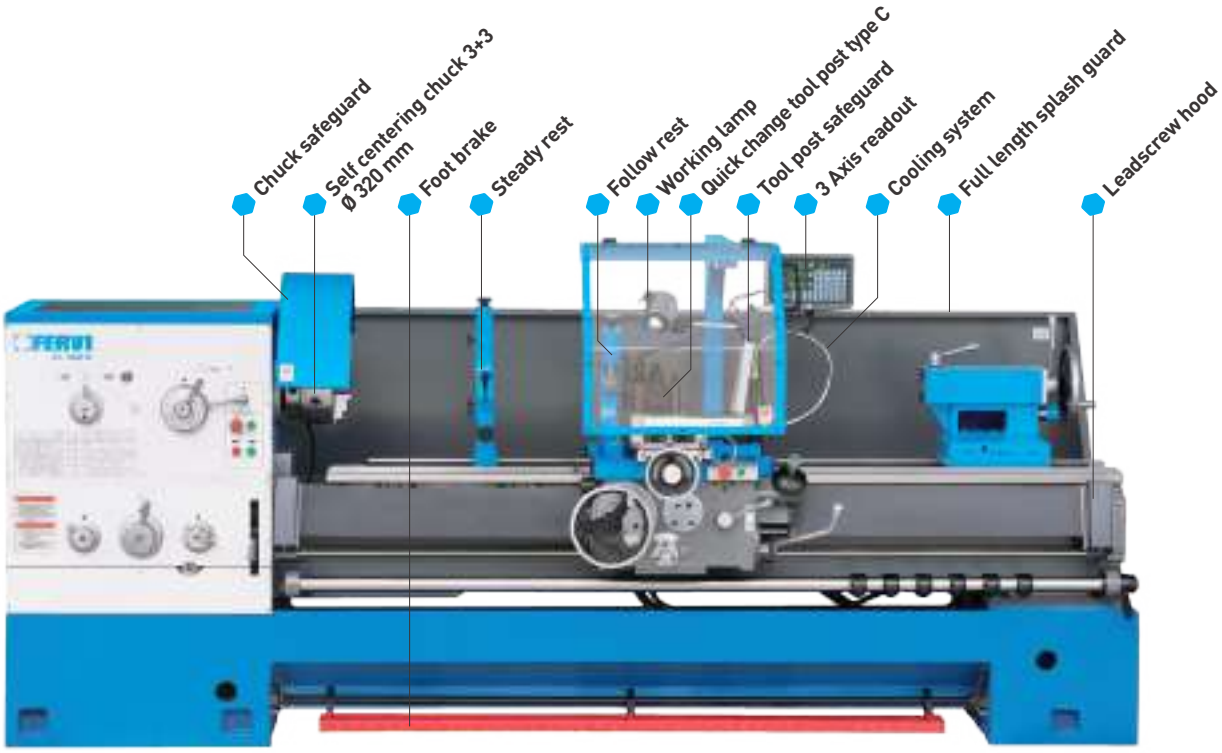


***INCLUDED ACCESSORIES***

- 3 reversible jaw self centering chuck Ø 320 mm
- 4 indipendent jaw chuck Ø 400 mm
- Face plate Ø 600 mm
- Follow rest
- Steady rest
- Live center MT 5
- Thread dial
- Leadscrew hood
- Tool post guard
- Chuck safeguard
- Full length splash guard
- Italy style quick change tool post type C
- Working LED lamp
- Cooling system
- Electromechanical foot brake
- Tailstock carriage a quick locking
- Wagon gears in oil bath
- Adjustable leveling feet

| Art. | T095F10 | T095F | T095F20 | T095F30 |
|---|---|---|---|---|
| Centers height | 385 mm | 385 mm | 385 mm | 385 mm |
| Max swing over the bed | 770 mm | 770 mm | 770 mm | 770 mm |
| Max swing over the cross slide | 575 mm | 575 mm | 575 mm | 575 mm |
| Max swing over the gap | 1050 mm | 1050 mm | 1050 mm | 1050 mm |
| Tool height | 32 mm | 32 mm | 32 mm | 32 mm |
| Distance between centers | 1000 mm | 1500 mm | 2000 mm | 3000 mm |
| Spindle bore | 105 mm | 105 mm | 105 mm | 105 mm |
| Spindle nose Camlock | Camlock D1-8 | Camlock D1-8 | Camlock D1-8 | Camlock D1-8 |
| Spindle speed | (12) 36 ÷ 1600 rpm | (12) 36 ÷ 1600 rpm | (12) 36 ÷ 1600 rpm | (12) 36 ÷ 1600 rpm |
| Longitudinal feeds | 0,063 ÷ 2,52 mm/rev | 0,063 ÷ 2,52 mm/rev | 0,063 ÷ 2,52 mm/rev | 0,063 ÷ 2,52 mm/rev |
| Cross feeds | 0,027 ÷ 1,07 mm/rev | 0,027 ÷ 1,07 mm/rev | 0,027 ÷ 1,07 mm/rev | 0,027 ÷ 1,07 mm/rev |
| Metric threads | (22) 1 ÷ 14 mm | (22) 1 ÷ 14 mm | (22) 1 ÷ 14 mm | (22) 1 ÷ 14 mm |
| Inch threads | (26) 2 ÷ 28 TPI | (26) 2 ÷ 28 TPI | (26) 2 ÷ 28 TPI | (26) 2 ÷ 28 TPI |
| Tailstock taper MT | 5 | 5 | 5 | 5 |
| Motor | 400 V 50 Hz 7,5 kW | 400 V 50 Hz 7,5 kW | 400 V 50 Hz 7,5 kW | 400 V 50 Hz 7,5 kW |
| Cooling pump | 400 V 50 Hz 90 W | 400 V 50 Hz 90 W | 400 V 50 Hz 90 W | 400 V 50 Hz 90 W |
| Dimensions | 2500 x 1550 x 1700 mm | 3000 x 1550 x 1700 mm | 3500 x 1550 x 1700 mm | 4500 x 1550 x 1700 mm |
| Net weight | 3250 kg | 3560 kg | 3950 kg | 4050 kg |

## T094Fx

### *GEAR HEAD LATHE WITH READ OUT*

With mechanical spindle clutch and 3 axis read out, semi norton gear box. Equipped with a joystick for the insertion of rapid advances.
With cast iron monobloc base.

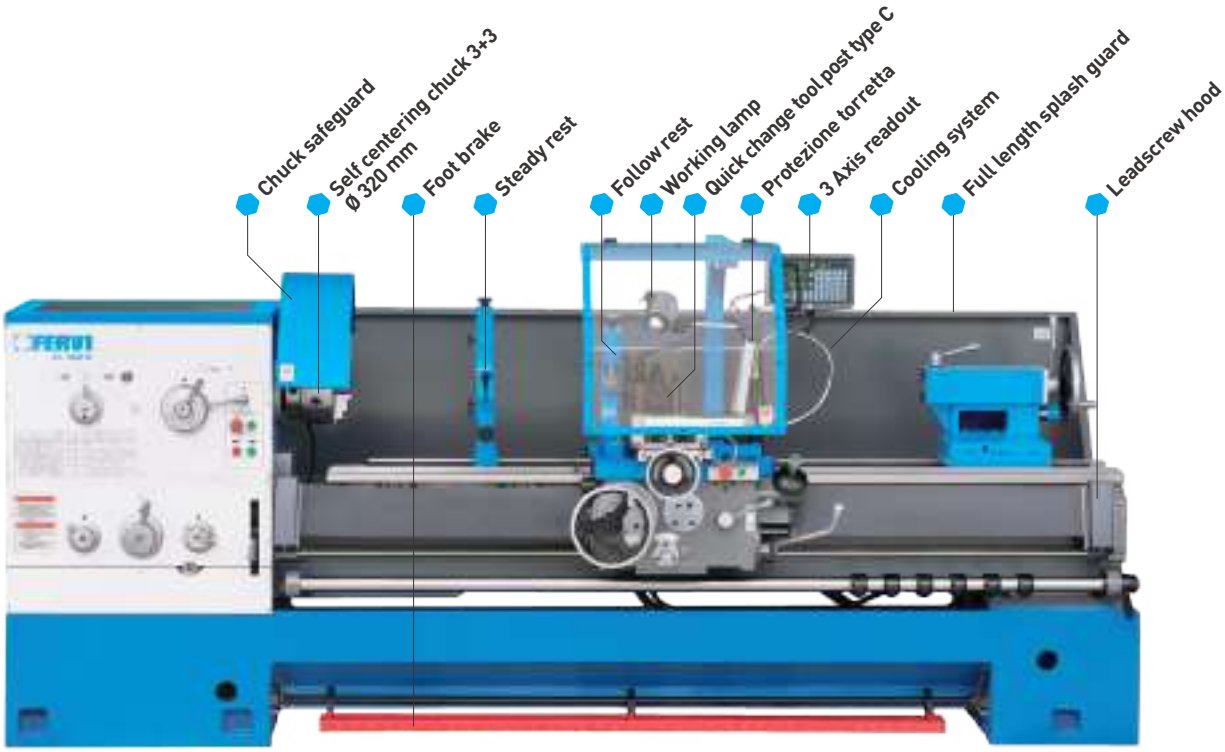


***INCLUDED ACCESSORIES***

- 3 reversible jaw self centering chuck Ø 320 mm
- 4 indipendent jaw chuck Ø 400 mm
- Face plate Ø 600 mm
- Follow rest
- Follow rest
- Live center MT 5
- Thread dial
- Leadscrew hood
- Tool post guard
- Chuck safeguard
- Full length splash guard
- Italy style quick change tool post type C
- Working LED lamp
- Cooling system
- Electromechanical foot brake
- Tailstock carriage a quick locking
- Wagon gears in oil bath
- Adjustable leveling feet

| Art. | T094F10 | T094F | F094F20 | T094F30 |
|---|---|---|---|---|
| Centers height | 330 mm | 330 mm | 330 mm | 330 mm |
| Max swing over the bed | 660 mm | 660 mm | 660 mm | 660 mm |
| Max swing over the cross slide | 420 mm | 420 mm | 420 mm | 420 mm |
| Max swing over the gap | 870 mm | 870 mm | 870 mm | 870 mm |
| Tool height | 32 mm | 32 mm | 32 mm | 32 mm |
| Distance between centers | 2000 mm | 3000 mm | 1000 mm | 1500 mm |
| Spindle bore | 105 mm | 105 mm | 105 mm | 105 mm |
| Spindle nose Camlock | Camlock D1-8 | Camlock D1-8 | Camlock D1-8 | Camlock D1-8 |
| Spindle speed | (12) 36 ÷ 1600 rpm | (12) 36 ÷ 1600 rpm | (12) 36 ÷ 1600 rpm | (12) 36 ÷ 1600 rpm |
| Longitudinal feeds | 0,063 ÷ 2,52 mm/rev | 0,063 ÷ 2,52 mm/rev | 0,063 ÷ 2,52 mm/rev | 0,063 ÷ 2,52 mm/rev |
| Cross feeds | 0,027 ÷ 1,07 mm/rev | 0,027 ÷ 1,07 mm/rev | 0,027 ÷ 1,07 mm/rev | 0,027 ÷ 1,07 mm/rev |
| Metric threads | (22) 1 ÷ 14 mm | (22) 1 ÷ 14 mm | (22) 1 ÷ 14 mm | (22) 1 ÷ 14 mm |
| Inch threads | (26) 2 ÷ 28 TPI | (26) 2 ÷ 28 TPI | (26) 2 ÷ 28 TPI | (26) 2 ÷ 28 TPI |
| Tailstock taper MT | 5 | 5 | 5 | 5 |
| Motor | 400 V 50 Hz 7,5 kW | 400 V 50 Hz 7,5 kW | 400 V 50 Hz 7,5 kW | 400 V 50 Hz 7,5 kW |
| Cooling pump | 400 V 50/60 Hz 90 W | 400 V 50/60 Hz 90 W | 400 V 50/60 Hz 90 W | 400 V 50/60 Hz 90 W |
| Dimensions | 3500 x 1400 x 1600 mm | 4500 x 1400 x 1600 mm | 2500 x 1400 x 1600 mm | 3000 x 1400 x 1600 mm |
| Net weight | 3700 kg | 3820 kg | 3040 kg | 3330 kg |

## T085Fx

### *GEAR HEAD LATHE WITH READ OUT*

With mechanical spindle clutch and 3 axis read out, semi norton gear box. Equipped with a joystick for the insertion of rapid advances.
With cast iron monobloc base.

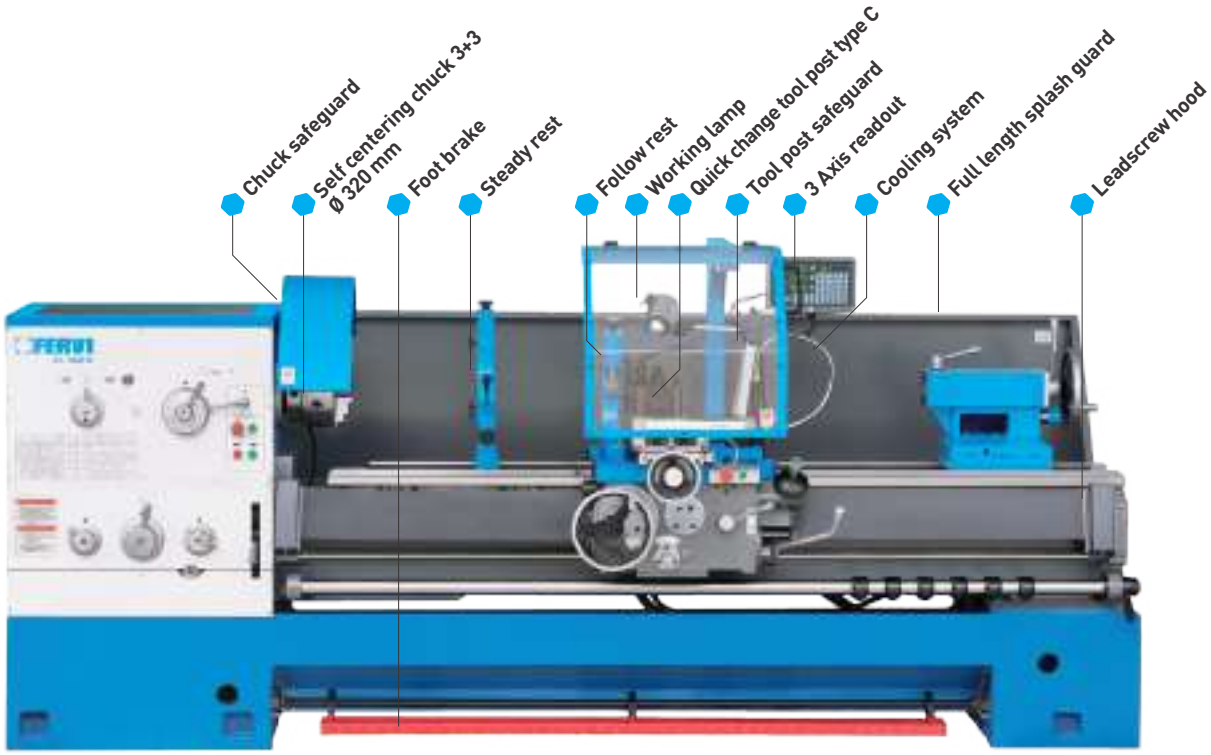


***INCLUDED ACCESSORIES***

- 3 reversible jaw self centering chuck Ø 320 mm
- 4 indipendent jaw chuck Ø 400 mm
- Face plate Ø 600 mm
- Follow rest
- Steady rest
- Live center MT 5
- Thread dial
- Leadscrew hood
- Tool post guard
- Chuck safeguard
- Full length splash guard
- Italy style quick change tool post type C
- Working LED lamp
- Cooling system
- Electromechanical foot brake
- Tailstock carriage a quick locking
- Wagon gears in oil bath
- Adjustable leveling feet

| Art. | T085F10 | T085F | T085F20 | T085F30 |
|---|---|---|---|---|
| Centers height | 280 mm | 280 mm | 280 mm | 280 mm |
| Max swing over the bed | 560 mm | 560 mm | 560 mm | 560 mm |
| Max swing over the cross slide | 360 mm | 360 mm | 360 mm | 360 mm |
| Max swing over the gap | 770 mm | 770 mm | 770 mm | 770 mm |
| Tool height | 32 mm | 32 mm | 32 mm | 32 mm |
| Distance between centers | 1000 mm | 1500 mm | 2000 mm | 3000 mm |
| Spindle bore | 105 mm | 105 mm | 105 mm | 105 mm |
| Spindle nose Camlock | Camlock D1-8 | Camlock D1-8 | Camlock D1-8 | Camlock D1-8 |
| Spindle speed | (12) 36 ÷ 1600 rpm | (12) 36 ÷ 1600 rpm | (12) 36 ÷ 1600 rpm | (12) 36 ÷ 1600 rpm |
| Longitudinal feeds | 0,063 ÷ 2,52 mm/rev | 0,063 ÷ 2,52 mm/rev | 0,063 ÷ 2,52 mm/rev | 0,063 ÷ 2,52 mm/rev |
| Cross feeds | 0,027 ÷ 1,07 mm/rev | 0,027 ÷ 1,07 mm/rev | 0,027 ÷ 1,07 mm/rev | 0,027 ÷ 1,07 mm/rev |
| Metric threads | (22) 1 ÷ 14 mm | (22) 1 ÷ 14 mm | (22) 1 ÷ 14 mm | (22) 1 ÷ 14 mm |
| Inch threads | (26) 2 ÷ 28 TPI | (26) 2 ÷ 28 TPI | (26) 2 ÷ 28 TPI | (26) 2 ÷ 28 TPI |
| Tailstock taper MT | 5 | 5 | 5 | 5 |
| Motor | 400 V 50 Hz 7,5 kW | 400 V 50 Hz 7,5 kW | 400 V 50 Hz 7,5 kW | 400 V 50 Hz 7,5 kW |
| Cooling pump | 400 V 50/60 Hz 90 W | 400 V 50/60 Hz 90 W | 400 V 50/60 Hz 90 W | 400 V 50/60 Hz 90 W |
| Dimensions | 2500 x 1400 x 1500 mm | 3000 x 1400 x 1500 mm | 3500 x 1400 x 1500 mm | 4500 x 1400 x 1500 mm |
| Net weight | 2920 kg | 3210 kg | 3580 kg | 3700 kg |

## T080Fx

### *GEAR HEAD LATHE WITH READ OUT*

With mechanical spindle clutch and 3 axis read out, semi norton gear box. Equipped with a joystick for the insertion of rapid advances.
With cast iron monobloc base.

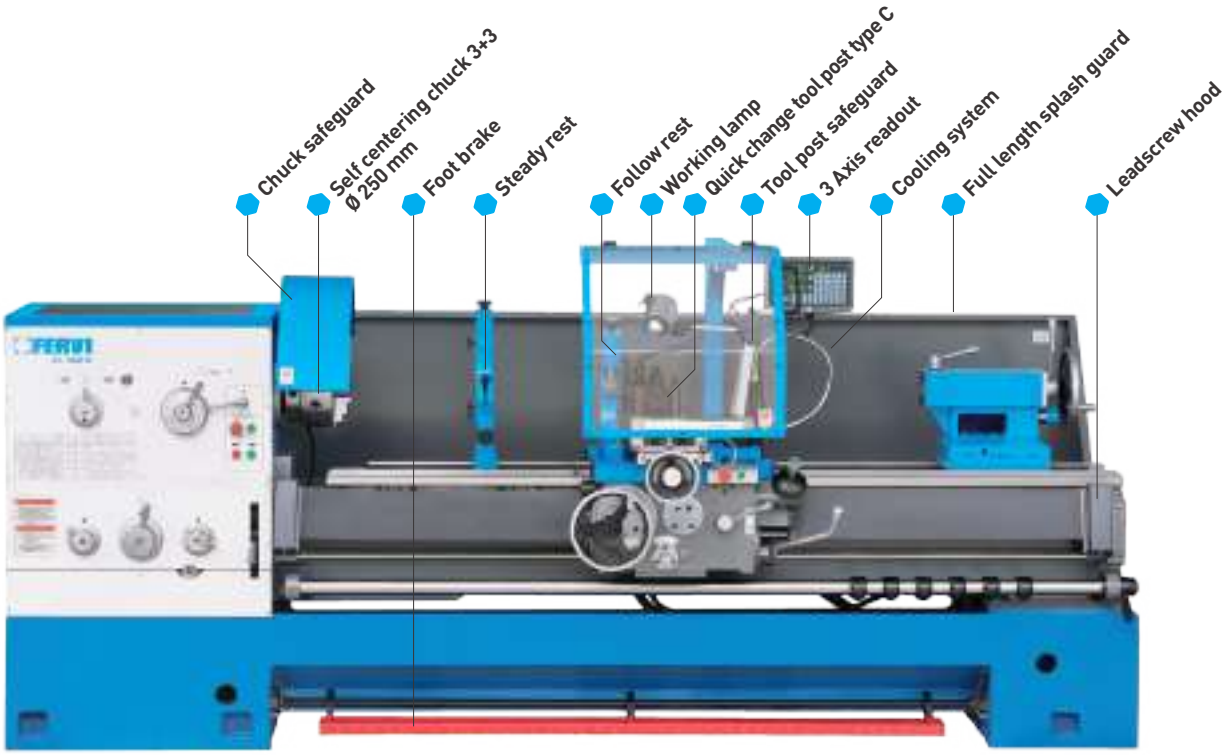


***INCLUDED ACCESSORIES***

- 3 reversible jaw self centering chuck Ø 250 mm
- 4 indipendent jaw chuck Ø 320 mm
- Reduction sleeve MT 7/5
- Face plate Ø 400 mm
- Follow rest
- Steady rest
- 2 x Dead center MT 5
- Live center MT 5
- Thread dial
- Leadscrew hood
- Turret guard
- Chuck safeguard
- Full length splash guard
- Italy style quick change tool post type C
- Working LED lamp
- Cooling system
- Electromechanical foot brake
- Tailstock carriage a quick locking
- Wagon gears in oil bath
- Adjustable leveling feet

| Art. | T080F10 | T080F | T080F20 |
|---|---|---|---|
| Centers height | 250 mm | 250 mm | 250 mm |
| Max swing over the bed | 500 mm | 500 mm | 500 mm |
| Max swing over the cross slide | 310 mm | 310 mm | 310 mm |
| Max swing over the gap | 720 mm | 720 mm | 720 mm |
| Tool height | 32 mm | 32 mm | 32 mm |
| Distance between centers | 1000 mm | 1500 mm | 2000 mm |
| Spindle bore | 80 mm | 80 mm | 80 mm |
| Spindle nose Camlock | Camlock D1-8 | Camlock D1-8 | Camlock D1-8 |
| Spindle bore taper MT | 7 | 7 | 7 |
| Spindle speed | (12) 36 ÷ 1600 rpm | (12) 36 ÷ 1600 rpm | (12) 36 ÷ 1600 rpm |
| Longitudinal feeds | 0,063 ÷ 2,52 mm/rev | 0,063 ÷ 2,52 mm/rev | 0,063 ÷ 2,52 mm/rev |
| Cross feeds | 0,063 ÷ 2,52 mm/rev | 0,027 ÷ 1,07 mm/rev | 0,027 ÷ 1,07 mm/rev |
| Metric threads | (22) 1 ÷ 14 mm | (22) 1 ÷ 14 mm | (22) 1 ÷ 14 mm |
| Inch threads | (26) 2 ÷ 28 TPI | (26) 2 ÷ 28 TPI | (26) 2 ÷ 28 TPI |
| Tailstock taper MT | 5 | 5 | 5 |
| Motor | 400 V 50/60 Hz 7,5 kW | 400 V 50/60 Hz 7,5 kW | 400 V 50/60 Hz 7,5 kW |
| Cooling pump | 400 V 50 Hz 90 W | 400 V 50 Hz 90 W | 400 V 50 Hz 90 W |
| Dimensions | 2500 x 1400 x 1500 mm | 3000 x 1400 x 1500 mm | 3500 x 1400 x 1500 mm |
| Net weight | 2840 kg | 3080 kg | 3320 kg |

## T076/400V3A

NEW

### *GEAR HEAD LATHE WITH READ OUT*

With 2 speed motor and 3 axis read out, semi norton gear box. With cast iron monobloc base.

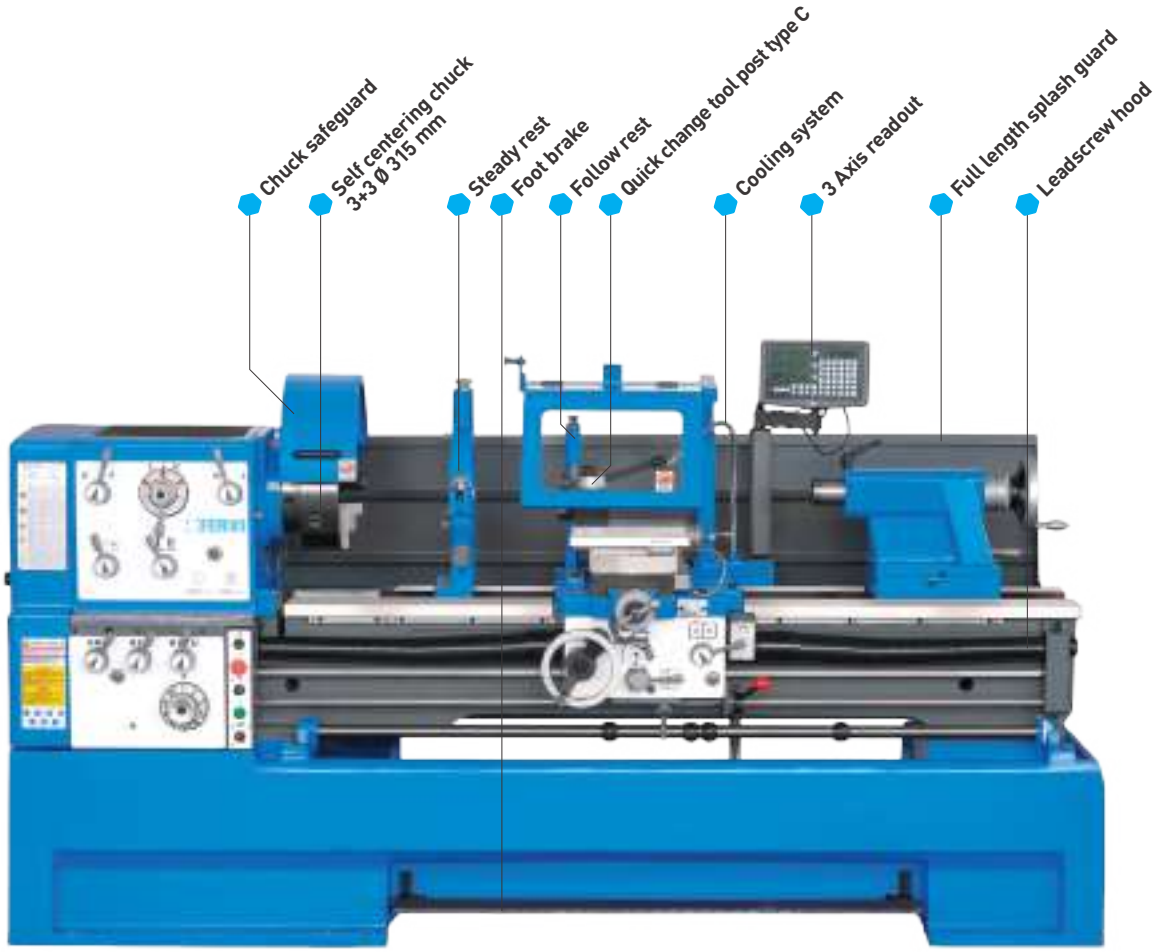


| | |
|---|---|
| Centers height | 280 mm |
| Max swing over the bed | 560 mm |
| Max swing over the cross slide | 355 mm |
| Max swing over the gap | 785 mm |
| Tool height | 25 mm |
| Distance between centers | 1500 mm |
| Spindle bore | 80 mm |
| Spindle nose Camlock | Camlock D1-8 |
| Spindle bore taper MT | CM 7 |
| Variable spindle speed | (12) 25 - 1600 rpm |
| Longitudinal feeds | (35) 0,059 - 1,646 mm/rev |
| Cross feeds | (35) 0,020 - 0,573 mm/rev |
| Metric threads | (47) 0,2 - 14 mm |
| Inch threads | (60) 2 - 112 TPI |
| Tailstock taper MT | CM 5 |
| Motor | 400 V 50 Hz 7,5 kW |
| Cooling pump | 400 V 50 Hz 90 W |
| Dimensions | 3340 x 1150 x 1610 mm |
| Net weight | 2600 kg |

***INCLUDED ACCESSORIES***

- 3+3 jaw self-centering chuck, Ø315 mm
- 4-jaw independent chuck, Ø400 mm
- CM 7/5 reduction sleeve
- Ø450 mm drive flange
- Moving steady rest
- Fixed steady rest
- 2 x CM 5 fixed tailstocks
- CM 5 rotating tailstock
- Thread comparator
- Turret guard
- Spindle guard
- Rear splash guard
- Type C quick-change turret
- LED light
- Cooling system
- Foot brake
- Quick-lock tailstock carriage
- Oil-bath slide gears
- Adjustable leveling feet

## T075I

### *GEAR HEAD LATHE WITH INVERTER AND READOUT*

3-axis display with speed variation control, semi norton gearbox. With cast iron monobloc base. The computer-viewer varies the rotation speed according to the turned diameter.

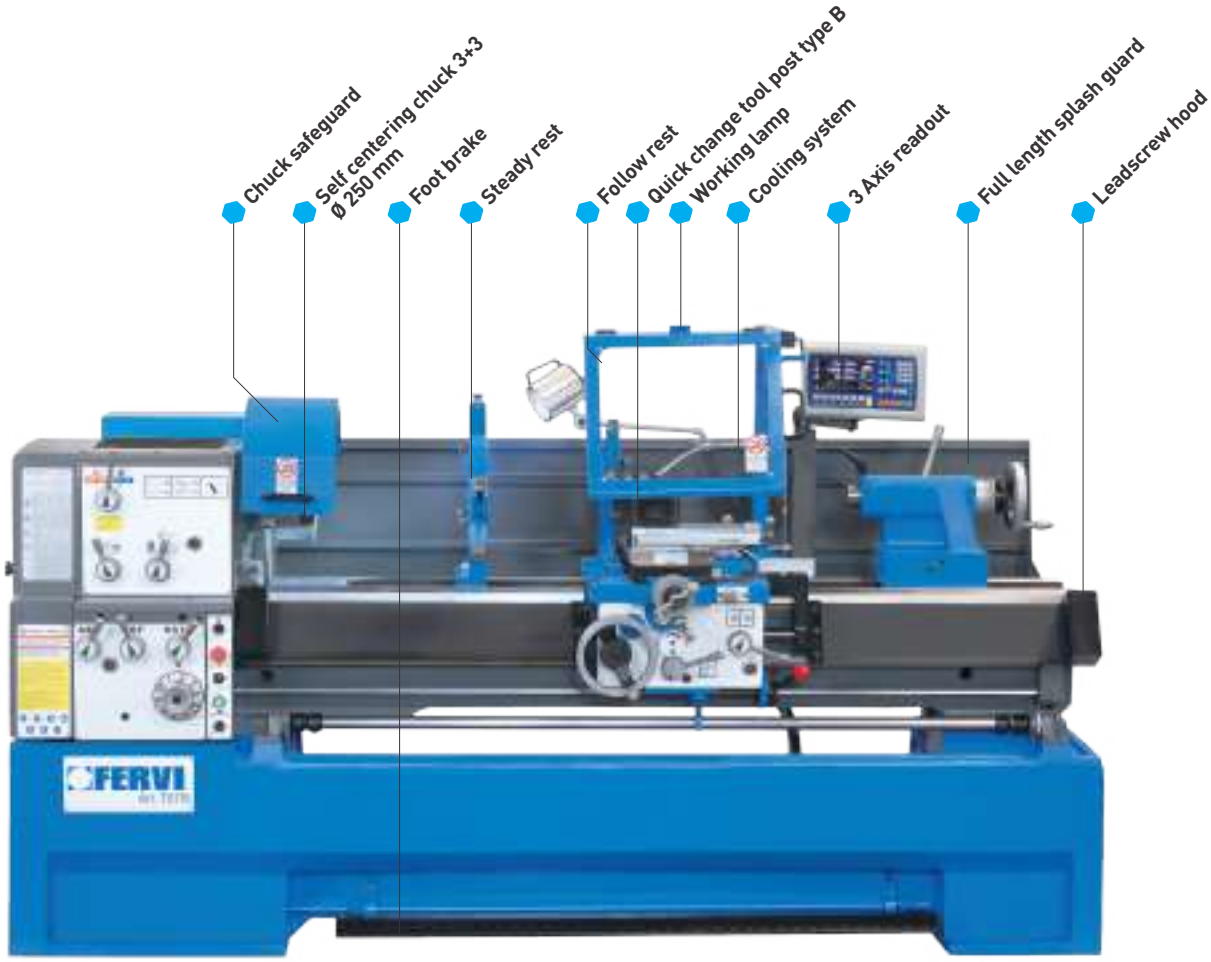


| | |
|---|---|
| Centers height | 230 mm |
| Max swing over the bed | 460 mm |
| Max swing over the cross slide | 270 mm |
| Max swing over the gap | 690 mm |
| Tool height | 25 mm |
| Distance between centers | 1500 mm |
| Spindle bore | 58 mm |
| Spindle nose Camlock | Camlock D1-6 |
| Spindle bore taper MT | 6 |
| Variable spindle speed | (2) 30 ÷ 600 \| 600 ÷ 2000 rpm |
| Longitudinal feeds | 0,014 ÷ 0,784 mm/rev |
| Cross feeds | 0,031 ÷ 1,7 mm/rev |
| Metric threads | 0,1 ÷ 14 mm |
| Inch threads | 2 ÷ 112 TPI |
| Tailstock taper MT | 4 |
| Motor | 400 V 50 Hz 5,5 kW |
| Cooling pump | 400 V 50 Hz 90 W |
| Dimensions | 2750 x 1080 x 1650h mm |
| Net weight | 1970 kg |

***INCLUDED ACCESSORIES***

- 3+3 jaw self centering chuck Ø 250 mm
- 4 independent jaw chuck Ø 250 mm
- Reduction sleeve MT 6/4
- Face plate Ø 350 mm
- Follow rest
- Steady rest
- 2 x Dead center MT 4
- Live center MT 4
- Thread dial
- Leadscrew hood
- Chuck safeguard
- Full length splash guard
- Electro-mechanic foot brake
- Quick change tool post type B
- Working lamp LED
- Cooling system
- Turret guard
- Quick locking tailstock carriage
- Wagon gears in oil bath

## T075/400V3A

NEW

### *GEAR HEAD LATHE WITH READ OUT*

With 2 speed motor and 3 axis read out, semi norton gear box. With cast iron monobloc base.

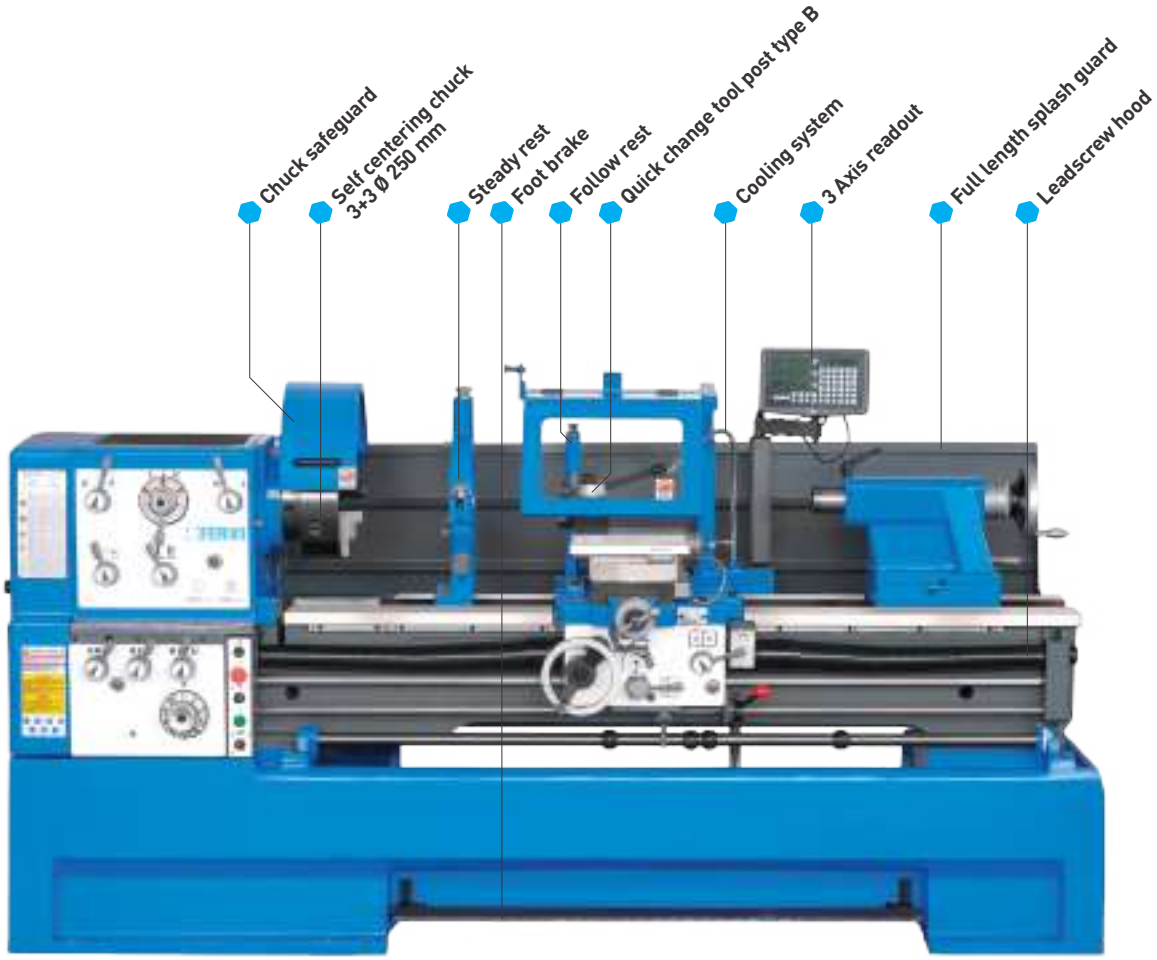


| | |
|---|---|
| Centers height | 230 mm |
| Max swing over the bed | 460 mm |
| Max swing over the cross slide | 270 mm |
| Max swing over the gap | 690 mm |
| Tool height | 25 mm |
| Distance between centers | 1500 mm |
| Spindle bore | 58 mm |
| Spindle nose Camlock | Camlock D1-6 |
| Spindle bore taper MT | CM 6 |
| Variable spindle speed | (12) 25 - 2000 rpm |
| Longitudinal feeds | (42) 0,031 - 1,7 mm/rev |
| Cross feeds | (42) 0,014 - 0,784 mm/rev |
| Metric threads | (41) 0,1 - 14 mm |
| Inch threads | (60) 2 - 112 TPI |
| Tailstock taper MT | CM 4 |
| Motor | 400 V 50 Hz 5,5 kW |
| Cooling pump | 400 V 50 Hz 90 W |
| Dimensions | 2750 x 1080 x 1370 mm |
| Net weight | 1900 kg |

***INCLUDED ACCESSORIES***

- 3+3 jaw self-centering chuck, Ø 250 mm
- 4-jaw independent chuck, Ø 300 mm
- CM 6/4 reduction sleeve
- Ø 350 mm drive flange
- Moving steady rest
- Fixed steady rest
- 2 x CM 4 fixed tailstocks
- CM 4 rotating tailstocks
- Thread comparator
- Turret guard
- Spindle guard
- Rear splash guard
- Type B quick-change turret
- LED light
- Cooling system
- Foot brake
- Quick-lock tailstock carriage
- Oil-bath slide gears
- Adjustable leveling feet

## T074/400V3A

NEW

### *GEAR HEAD LATHE WITH READ OUT*

With 2 speed motor and 3 axis read out, semi norton gear box. With cast iron monobloc base.




| | |
|---|---|
| Centers height | 210 mm |
| Max swing over the bed | 420 mm |
| Max swing over the cross slide | 255 mm |
| Max swing over the gap | 580 mm |
| Tool height | 20 mm |
| Distance between centers | 1000 mm |
| Spindle bore | 52 mm |
| Spindle nose Camlock | Camlock D1-6 |
| Spindle bore taper MT | CM 6 |
| Variable spindle speed | (16) 45 - 1800 rpm |
| Longitudinal feeds | (17) 0,05 - 1,7 mm/rev |
| Cross feeds | (17) 0,025 - 0,85 mm/rev |
| Metric threads | (42) 0,2 - 14 mm |
| Inch threads | (45) 0,2 - 14 mm |
| Tailstock taper MT | CM 4 |
| Motor | 400 V 50 Hz 2,2/3,3 kW |
| Cooling pump | 400 V 50 Hz 90 W |
| Dimensions | 2030 x 1000 x 1450 mm |
| Net weight | 1200 kg |

***INCLUDED ACCESSORIES***

- 3+3 jaw self-centering chuck, Ø200 mm
- 4-jaw independent chuck platform, Ø250 mm
- CM 6/4 reduction sleeve
- Ø350 mm drive flange
- Moving steady rest
- Fixed steady rest
- CM 4 fixed tailstock
- CM 4 rotating tailstock
- Thread comparator
- Turret guard
- Spindle guard
- Rear splash guard
- Type B quick-change turret
- LED light
- Cooling system
- Foot brake
- Quick-release tailstock carriage
- Oil-bath slide gears
- Adjustable leveling feet

## T070/400V3A15

### *GEAR HEAD LATHE WITH READ OUT*

With 2 speed motor and 3 axis read out, semi norton gear box. Turning bar with adjustable clutch.




| | |
|---|---|
| Centers height | 200 mm |
| Max swing over the bed | 400 mm |
| Max swing over the cross slide | 258 mm |
| Tool height | 20 mm |
| Distance between centers | 1500 mm |
| Spindle bore | 55 mm |
| Spindle bore | 50 mm |
| Spindle nose Camlock | Camlock D1-5 |
| Spindle bore taper MT | 6 |
| Spindle speed | (12) 45 ÷ 2000 rpm |
| Longitudinal feeds | 0,06 ÷ 2,78 mm/rev |
| Cross feeds | 0,01 ÷ 0,72 mm/rev |
| Metric threads | 0,8 ÷ 14 mm |
| Inch threads | 2 ÷ 28 TPI |
| Tailstock taper MT | 4 |
| Motor | 400 V 50 Hz 1,5/2,4 kW |
| Dimensions | 2360 x 760 x 1600h mm |
| Net weight | 850 kg |

***INCLUDED ACCESSORIES***

- 3+3 jaw self centering chuck Ø 200 mm
- 4 independent jaw chuck Ø 200 mm
- Reduction sleeve MT 6/4
- Face plate Ø 320 mm
- Follow rest
- Steady rest
- 2 x Dead center MT 4
- Live center MT 4
- Thread dial
- Leadscrew hood
- Chuck safeguard
- Full length splash guard
- Turret guard
- T0AB quick change tool post
- Working lamp LED
- Cooling system
- Foot brake
- Clutch on turning bar
- Quick locking tailstock carriage
- Wagon gears in oil bath

## T070/400VI3A

### *GEAR HEAD LATHE WITH INVERTER AND READ OUT*

3 axis read out and semi norton gear box. Turning bar with adjustable clutch and rotation speed display.

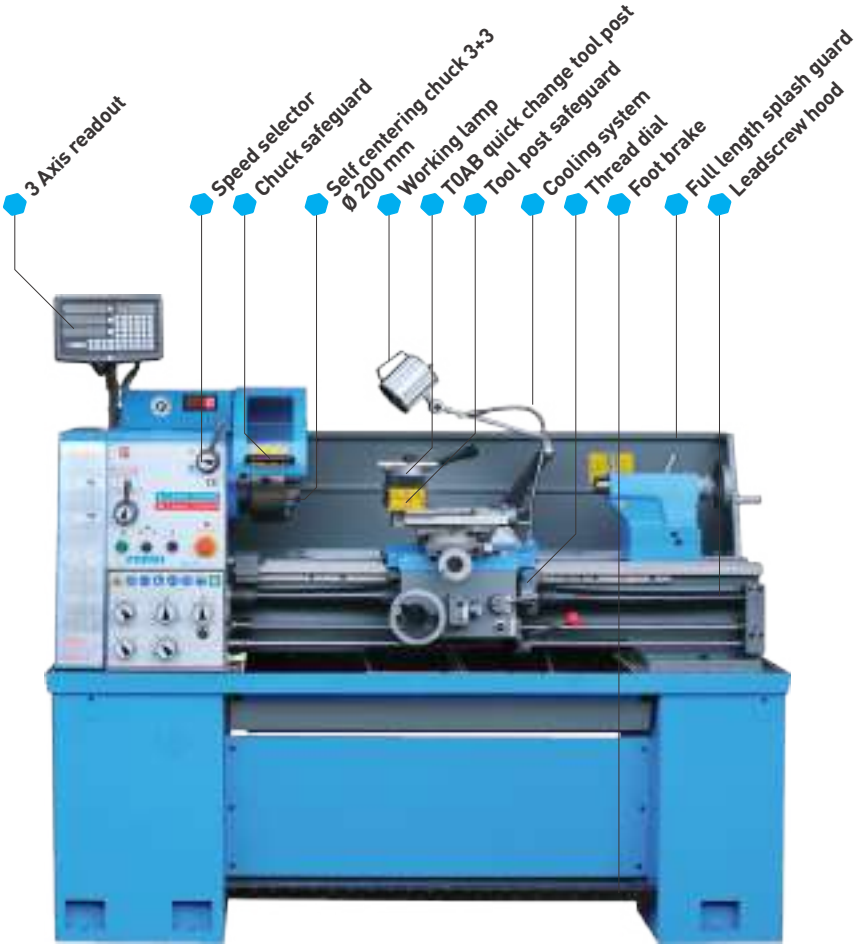


| | |
|---|---|
| Centers height | 200 mm |
| Max swing over the bed | 400 mm |
| Max swing over the cross slide | 258 mm |
| Max swing over the gap | 550 mm |
| Tool height | 20 mm |
| Distance between centers | 1000 mm |
| Spindle bore | 55 mm |
| Spindle bore | 50 mm |
| Spindle nose Camlock | Camlock D1-5 |
| Spindle bore taper MT | 6 |
| Variable spindle speed | (2) 50 ÷ 1000 \| 50 ÷ 2000 rpm |
| Longitudinal feeds | 0,06 ÷ 2,78 mm/rev |
| Cross feeds | 0,01 ÷ 0,72 mm/rev |
| Metric threads | 0,8 ÷ 14 mm |
| Inch threads | 2 ÷ 28 TPI |
| Tailstock taper MT | 4 |
| Motor | 400 V 50 Hz 2,2 kW |
| Dimensions | 1860 x 900 x 1650h mm |
| Net weight | 780 kg |

***INCLUDED ACCESSORIES***

- 3+3 jaw self centering chuck Ø 200 mm
- 4 independent jaw chuck Ø 200 mm
- Reduction sleeve MT 6/4
- Face plate Ø 320 mm
- Follow rest
- Steady rest
- 2 x Dead center MT 4
- Live center MT 4
- Thread dial
- Leadscrew hood
- Turret guard
- Chuck safeguard
- T0AB quick change tool post
- Working lamp
- Cooling system
- Foot brake
- Full length splash guard
- Clutch on turning bar
- Wagon gears in oil bath
- Quick locking tailstock carriage

## T070/400V3A

### *GEAR HEAD LATHE WITH READ OUT*

With 2 speed motor and 3 axis read out, semi norton gear box. Turning bar with adjustable clutch.




| | |
|---|---|
| Centers height | 200 mm |
| Max swing over the bed | 400 mm |
| Max swing over the cross slide | 258 mm |
| Max swing over the gap | 550 mm |
| Tool height | 20 mm |
| Distance between centers | 1000 mm |
| Spindle bore | 55 mm |
| Spindle bore | 50 mm |
| Spindle nose Camlock | Camlock D1-5 |
| Spindle bore taper MT | 6 |
| Spindle speed | (12) 45 ÷ 2000 rpm |
| Longitudinal feeds | 0,06 ÷ 2,78 mm/rev |
| Cross feeds | 0,01 ÷ 0,72 mm/rev |
| Metric threads | 0,8 ÷ 14 mm |
| Inch threads | 2 ÷ 28 TPI |
| Tailstock taper MT | 4 |
| Motor | 400 V 50 Hz 1,5/2,4 kW |
| Dimensions | 1860 x 800 x 1600h mm |
| Net weight | 760 kg |

***INCLUDED ACCESSORIES***

- 3+3 jaw self centering chuck Ø 200 mm
- 4 independent jaw chuck Ø 200 mm
- Reduction sleeve MT 6/4
- Face plate Ø 320 mm
- Follow rest
- Steady rest
- 2 x Dead center MT 4
- Live center MT 4
- Thread dial
- Leadscrew hood
- Turret guard
- Chuck safeguard
- Full length splash guard
- T0AB quick change tool post
- Working lamp
- Cooling system
- Foot brake
- Clutch on turning bar
- Quick locking tailstock carriage
- Wagon gears in oil bath

## T069/400VI3A

### *GEAR HEAD LATHE WITH INVERTER AND READ OUT*

3 axis read out and semi norton gear box. Turning bar with adjustable clutch and rotation speed display.




| | |
|---|---|
| Centers height | 190 mm |
| Max swing over the bed | 380 mm |
| Max swing over the cross slide | 225 mm |
| Max swing over the gap | 503 mm |
| Tool height | 20 mm |
| Distance between centers | 1000 mm |
| Spindle bore | 51 mm |
| Spindle nose Camlock | Camlock D1-5 |
| Spindle bore taper MT | 6 |
| Variable spindle speed | (2) 70 ÷ 400 \| 50 ÷ 2000 rpm |
| Longitudinal feeds | 0,052 - 1,392 mm/rev |
| Cross feeds | 0,014 - 0,380 mm/rev |
| Metric threads | 0,4 - 7 mm |
| Inch threads | 4 - 56 TPI |
| Tailstock taper MT | 4 |
| Motor | 400 V 50 Hz 1,5 kW |
| Dimensions | 1820 x 90 x 1650h mm |
| Net weight | 645 kg |

***INCLUDED ACCESSORIES***

- 3+3 jaw self centering chuck Ø 200 mm
- 4 Reversible indipendent jaws chuck Ø 200 mm
- Reduction sleeve MT 6/4
- Face plate Ø 320 mm
- Follow rest
- Steady rest
- 2 x Dead center MT 4
- Live center MT 4
- Thread dial
- Turret guard
- Leadscrew hood
- Chuck safeguard
- Full length splash guard
- T0AE quick change tool post
- Working lamp
- Cooling system
- Foot brake
- Clutch on turning bar
- Quick locking tailstock carriage
- Wagon gears in oil bath

## T069/400V

### *GEAR HEAD LATHE WITHOUT READOUT*

With semi norton gear box. Turning bar with adjustable clutch.

## T069/400V3A

### *WITH READOUT*

3-axis readout.

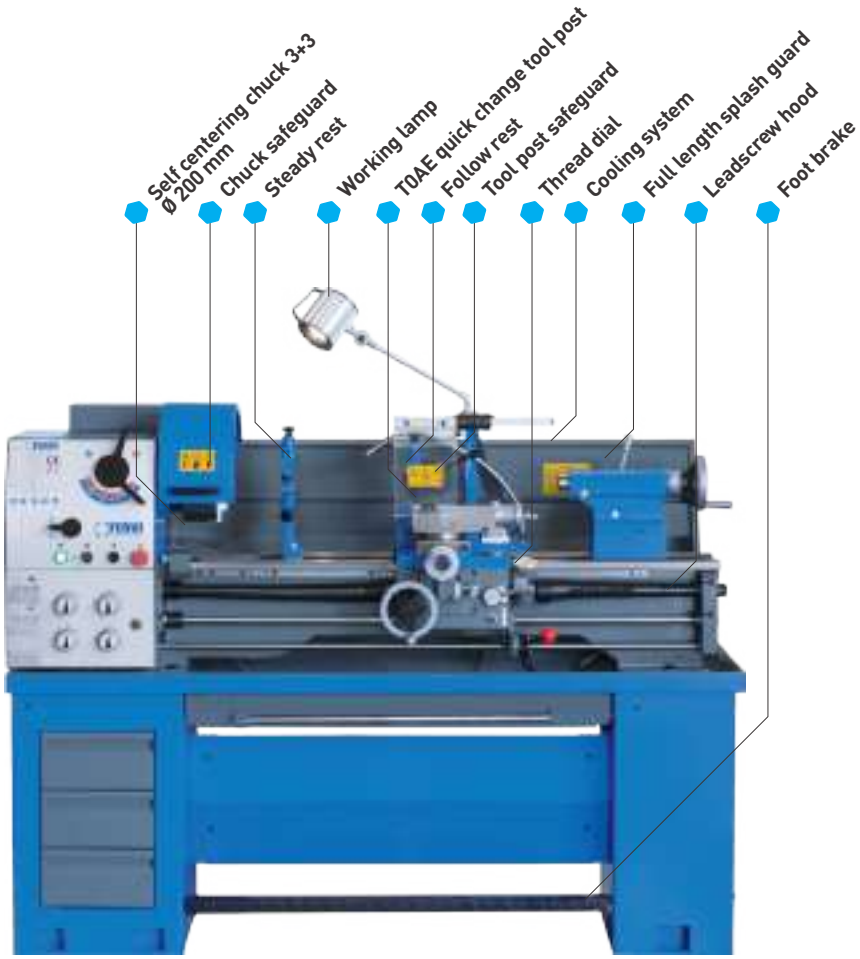

| | |
|---|---|
| Centers height | 190 mm |
| Max swing over the bed | 380 mm |
| Max swing over the cross slide | 225 mm |
| Max swing over the gap | 503 mm |
| Tool height | 20 mm |
| Distance between centers | 1000 mm |
| Spindle bore | 51 mm |
| Spindle nose Camlock | Camlock D1-5 |
| Spindle bore taper MT | 6 |
| Spindle speed | 70 ÷ 2000 rpm |
| Longitudinal feeds | 0,052 ÷ 1,392 mm/rev |
| Cross feeds | 0,014 ÷ 0,380 mm/rev |
| Metric threads | 0,4 ÷ 7 mm |
| Inch threads | 4 ÷ 56 TPI |
| Tailstock taper MT | 4 |
| Motor | 400 V 50 Hz 1,5 kW |
| Dimensions | 1800 x 800 x 1600h mm |
| Net weight | 640 kg |

***INCLUDED ACCESSORIES***

- 3+3 jaw self centering chuck Ø 200 mm
- 4 Reversible indipendent jaws chuck Ø 200 mm
- Reduction sleeve MT 6/4
- Face plate Ø 320 mm
- Follow rest
- Steady rest
- 2 x Dead center MT 4
- Live center MT 4
- Thread dial
- Leadscrew hood
- Chuck safeguard
- Full length splash guard
- Turret guard
- T0AE quick change tool post
- Working LED lamp
- Cooling system
- Foot brake
- Clutch on turning bar
- Quick locking tailstock carriage
- Wagon gears in oil bath

## T998/400VI3A

### *GEAR HEAD LATHE WITH INVERTER AND READ OUT*

3 axis read out and semi norton gear box. Turning bar with adjustable clutch and rotation speed display.

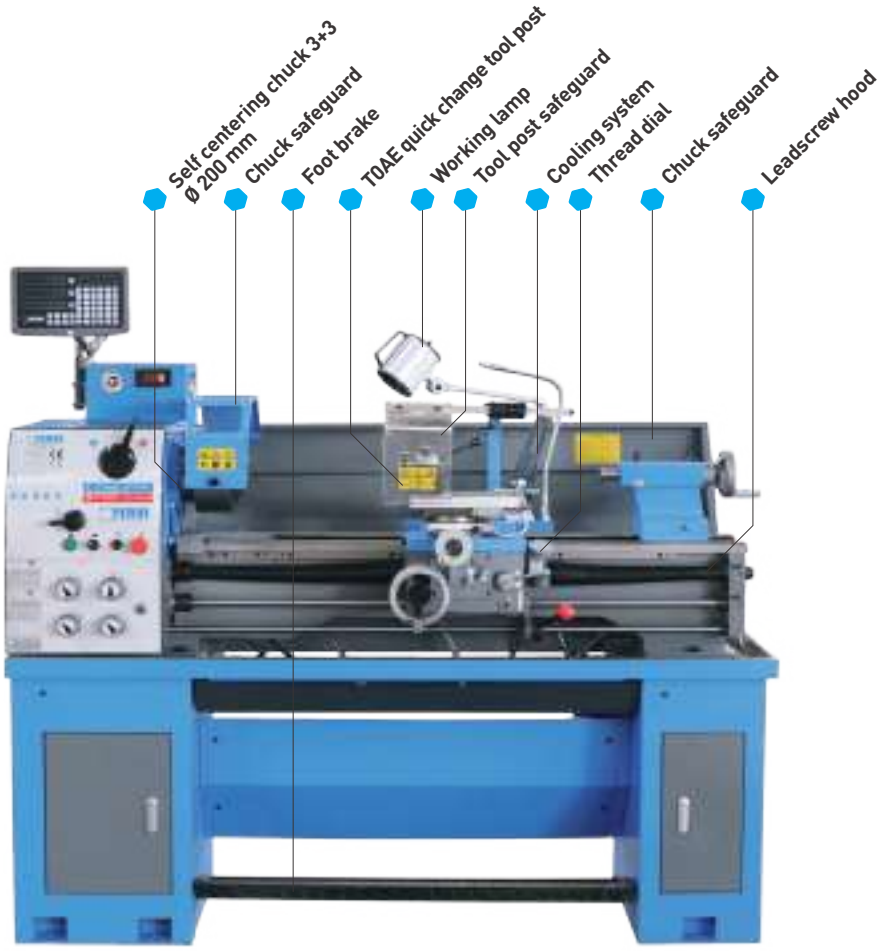


| | |
|---|---|
| Centers height | 160 mm |
| Max swing over the bed | 320 mm |
| Max swing over the cross slide | 198 mm |
| Max swing over the gap | 470 mm |
| Tool height | 20 mm |
| Distance between centers | 1000 mm |
| Spindle bore | 51 mm |
| Spindle nose Camlock | Camlock D1-5 |
| Spindle bore taper MT | 5 |
| Variable spindle speed | (2) 70 ÷ 400 \| 350 ÷ 2000 rpm |
| Longitudinal feeds | 0,052 ÷ 1,392 mm/rev |
| Cross feeds | 0.009 ÷ 0.253 mm/rev |
| Metric threads | 0,4 ÷ 7 mm |
| Inch threads | 4 ÷ 56 TPI |
| Tailstock taper MT | 3 |
| Motor | 400 V 50 Hz 1,5 kW |
| Dimensions | 1820 x 900 x 1650h mm |
| Net weight | 635 kg |

***INCLUDED ACCESSORIES***

- 3+3 jaw self centering chuck Ø 200 mm
- 4 Reversible indipendent jaws chuck Ø 200 mm
- Reduction sleeve MT 6/4
- Face plate Ø 250 mm
- Follow rest
- Steady rest
- Dead center MT 3
- Dead center MT 4
- Live center MT 3
- Foot brake
- Thread dial
- Leadscrew hood
- Chuck safeguard
- Full length splash guard
- T0AE quick change tool post
- Working lamp
- Cooling system
- Turret guard
- Clutch on turning bar
- Quick locking tailstock carriage
- Wagon gears in oil bath

## T998/400V

### *GEAR HEAD LATHE WITHOUT READOUT*

With semi norton gear box. Turning bar with adjustable clutch.

## T998/230V3A & T998/400V3A

### *WITH READOUT*

3-axis readout.




| | |
|---|---|
| Centers height | 160 mm |
| Max swing over the bed | 320 mm |
| Max swing over the cross slide | 198 mm |
| Max swing over the gap | 470 mm |
| Tool height | 20 mm |
| Distance between centers | 1000 mm |
| Spindle bore | 51 mm |
| Spindle nose Camlock | Camlock D1-5 |
| Spindle bore taper MT | 5 |
| Spindle speed | (8) 70 ÷ 2000 rpm |
| Longitudinal feeds | 0,052 ÷ 1,392 mm/rev |
| Cross feeds | 0.009 ÷ 0.253 mm/rev |
| Metric threads | 0,4 ÷ 7 mm |
| Inch threads | 4 ÷ 56 TPI |
| Tailstock taper MT | 3 |
| Motor | 400 V 50 Hz 1,5 kW / 230 V 50 Hz 1,8 kW |
| Dimensions | 1820 x 800 x 1320h mm |
| Net weight | 630 kg |

### *INCLUDED ACCESSORIES*

- 3+3 jaw self centering chuck Ø 200 mm
- 4 Reversible indipendent jaws chuck Ø 200 mm
- Reduction sleeve MT 6/4
- Face plate Ø 320 mm
- Follow rest
- Steady rest
- Dead center MT 3
- Dead center MT 4
- Live center MT 3
- Foot brake
- Thread dial
- Leadscrew hood
- Turret protection
- Chuck safeguard
- Full length splash guard
- T0AE quick change tool post
- Working lamp
- Cooling system
- Clutch on turning bar
- Quick locking tailstock carriage
- Wagon gears in oil bath

## T997/230VI

### *GEAR HEAD LATHE WITH INVERTER WITHOUT READOUT*

Semi norton gear box. Turning bar with adjustable clutch and rotation speed display.

## T997/230VI3A

### *WITH READOUT*

3-axis readout.

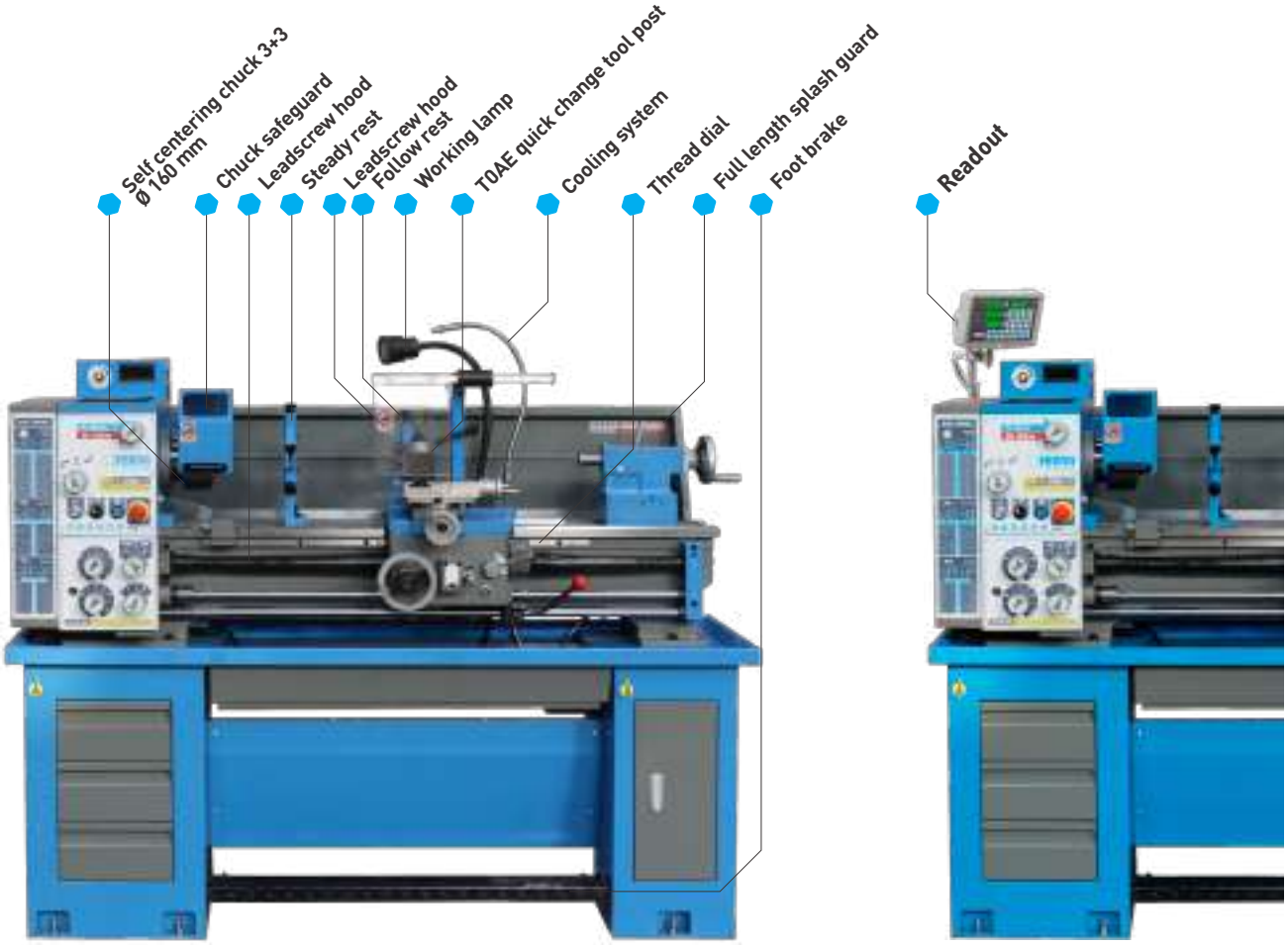


| | |
|---|---|
| Centers height | 160 mm |
| Max swing over the bed | 320 mm |
| Max swing over the cross slide | 180 mm |
| Tool height | 16 mm |
| Distance between centers | 1000 mm |
| Spindle bore taper MT | 5 |
| Spindle bore | 38 mm |
| Spindle nose Camlock | Camlock D1-4 |
| Spindle speed | (3) 60-1750 rpm |
| Longitudinal feeds | (40) 0,053 - 1,291 mm/rev |
| Cross feeds | (40) 0,011 - 0,275 mm/rev |
| Metric threads | (32) 0,4 - 7 mm |
| Inch threads | (36) 4 - 60 TPI |
| Tailstock taper MT | 3 |
| Motor | 230 V 50 Hz 1,5 kW |
| Dimensions | 1850 x 700 x 1550 mm |
| Net weight | 550 kg |

***INCLUDED ACCESSORIES***

- 3+3 jaw self centering chuck Ø 160 mm
- 4 Reversible indipendent jaws chuck Ø 200 mm
- Face plate Ø 250 mm
- Follow rest
- Steady rest
- Reduction sleeve MT 5/3
- Dead center MT 3
- Dead center MT 5
- Live center MT 3
- Foot brake
- Thread dial
- Leadscrew protection
- Turret protection
- Chuck safeguard
- Full length splash guard
- T0AE quick change tool post
- Working lamp LED
- Quick locking tailstock carriage
- Cooling system
- Clutch on turning bar
- Wagon gears in oil bath

## T997/400V & T997/230V

### *GEAR HEAD LATHE WITHOUT READOUT*

## T997/400V3A & T997/230V3A

### *WITH READOUT*

3-axis readout.

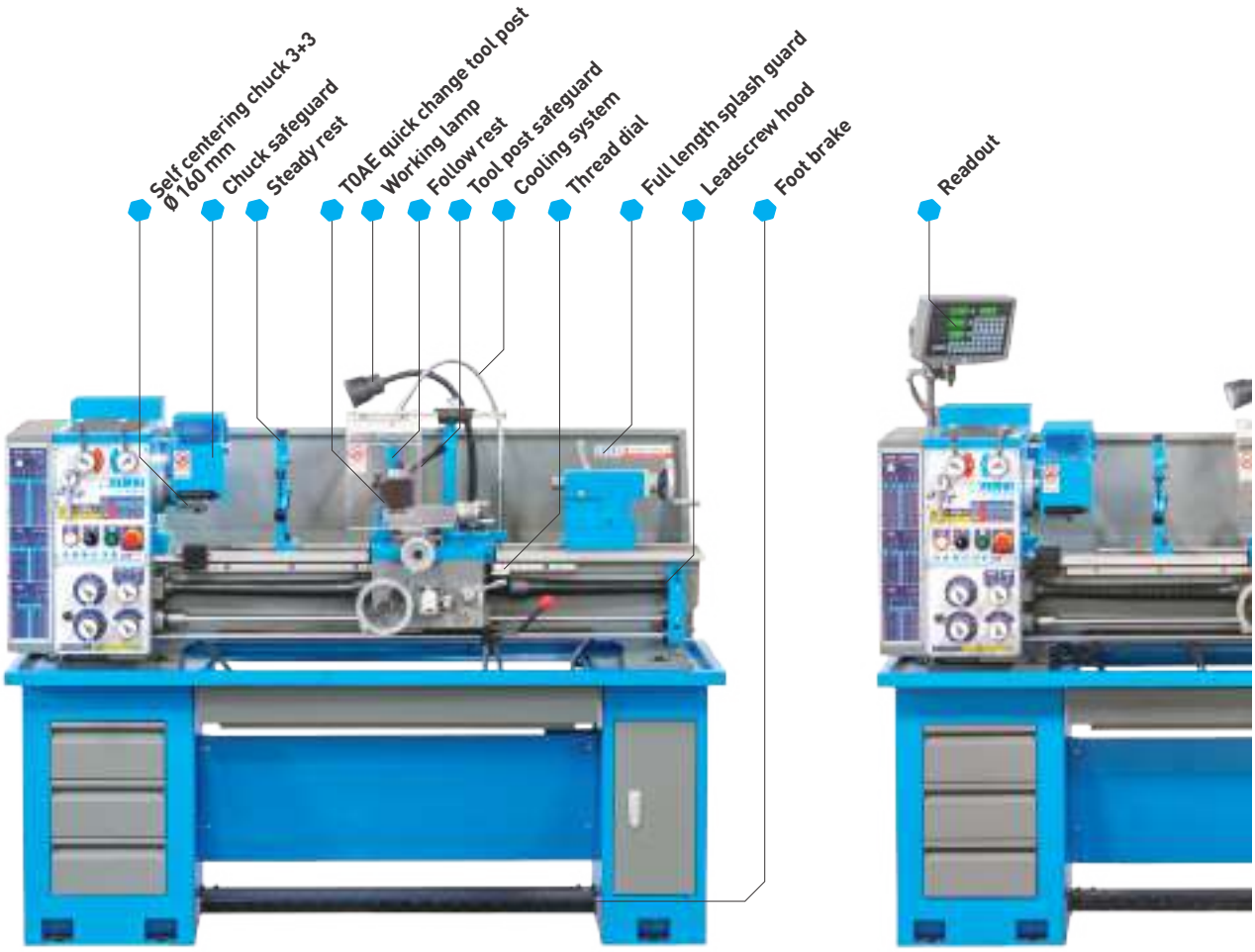


| | |
|---|---|
| Centers height | 160 mm |
| Max swing over the bed | 320 mm |
| Max swing over the cross slide | 180 mm |
| Tool height | 16 mm |
| Distance between centers | 1000 mm |
| Spindle bore taper MT | 5 |
| Spindle bore | 38 mm |
| Spindle nose Camlock | Camlock D1-4 |
| Spindle speed | (18) 75-1800 rpm |
| Longitudinal feeds | (40) 0,053 - 1,291 mm/rev |
| Cross feeds | (40) 0,011 - 0,275 mm/rev |
| Metric threads | (32) 0,4 - 7 mm |
| Inch threads | (36) 4 - 60 TPI |
| Tailstock taper MT | 3 |
| Motor | 400 V 50 Hz 1,5 kW / 230 V 50 Hz 1,5 kW |
| Dimensions | 1850 x 700 x 1550 mm |
| Net weight | 550 kg |

***INCLUDED ACCESSORIES***

- 3+3 jaw self centering chuck Ø 160 mm
- 4 Reversible indipendent jaws chuck Ø 200 mm
- Face plate Ø 250 mm
- Follow rest
- Steady rest
- Reduction sleeve MT 5/3
- Dead center MT 3
- Dead center MT 5
- Live center MT 3
- Foot brake
- Thread dial
- Leadscrew protection
- Turret protection
- Chuck safeguard
- Full length splash guard
- T0AE quick change tool post
- Working lamp LED
- Quick locking tailstock carriage
- Cooling system
- Clutch on turning bar
- Wagon gears in oil bath

50Hz 60Hz

# 60Hz frequency available

Our machine tools can also be supplied at **60Hz upon request** and quotation.

# LATHES

### T900...

### T750...

### T700...

### T660...

### 0657

### 0708

### 0506

### 0716S

### 0716

Spindle diameter (mm)

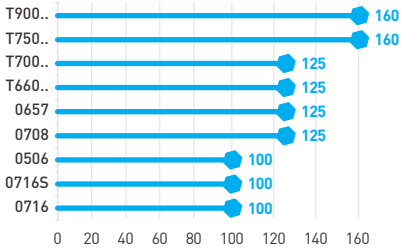


Power (kW)

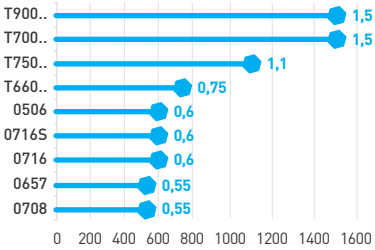


Max swing over the cross slide (mm)

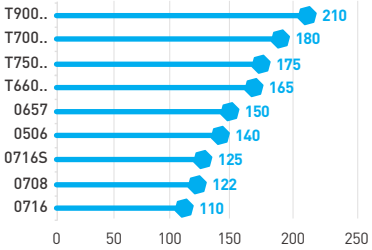


Centers height (mm)

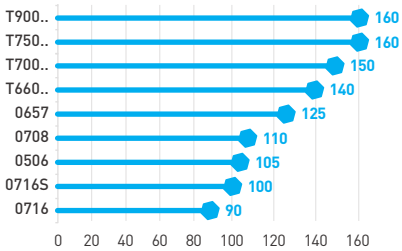


Distance between centers (mm)

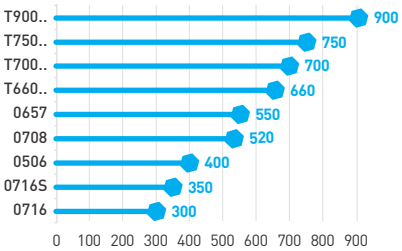


Spindle bore (mm)

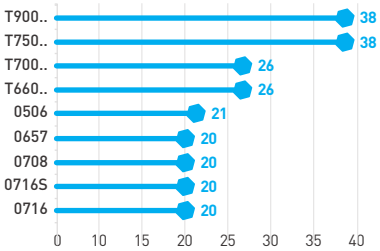

## T900I

### *GEAR HEAD LATHE WITH INVERTER*

Bench lathe semi norton gear box and belt drive, longitudinal and cross feeds, turning, leadscrew, partially assembled bench with 3 drawers, and cabinet. Turning bar with adjustable clutch.

***INCLUDED ACCESSORIES***

- 3+3 jaw self centering chuck Ø 160 mm
- 4 Reversible indipendent jaws chuck Ø 160 mm
- Face plate Ø 240 mm
- Flange for 4-jaw chuck Ø 160 mm
- Follow rest
- Steady rest
- Dead center MT 3
- Dead center MT 5
- Clutch on turning bar
- Thread dial
- Leadscrew hood
- Turret safeguard with micro switch
- Chuck safeguard with micro switch
- Full length splash guard
- Quick change tool post T0AE
- LED light
- Quick locking tailstock carriage 75 mm
- Wagon gears in oil bath

| | |
|---|---|
| Centers height | 160 mm |
| Max swing over the bed | 320 mm |
| Max swing over the cross slide | 210 mm |
| Tool height | 16 mm |
| Distance between centers | 900 mm |
| Spindle bore | 38 mm |
| Spindle nose Camlock | Camlock D1-4 |
| Spindle bore taper MT | 5 |
| Variable spindle speed | 75 ÷ 500 \| 300 ÷ 2000 rpm |
| Longitudinal feeds | 0,07 ÷ 1,0 mm/rev |
| Cross feeds | 0,0017 ÷ 0,25 mm/rev |
| Metric threads | (18) 0,2 ÷ 3,5 mm |
| Inch threads | (21) 8 ÷ 56 TPI |
| Tailstock taper MT | 3 |
| Motor | 230 V 50/60 Hz 1,5 kW |
| Dimensions | 1600 x 750 x 1300 mm |
| Net weight | 360 kg |

## T900

### *GEAR HEAD LATHE*

Bench lathe semi norton gear box and belt speed, change, longitudinal and cross feeds, turning, leadscrew, partially assembled bench with 3 drawers, and cabinet. Turning bar with adjustable clutch.

***INCLUDED ACCESSORIES***

- 3+3 jaw self centering chuck Ø 160 mm
- 4 Reversible indipendent jaws chuck Ø 160 mm
- Face plate Ø 240 mm
- Flange for 4-jaw chuck Ø 160 mm
- Follow rest
- Steady rest
- Dead center MT 3
- Dead center MT 5
- Clutch on turning bar
- Thread dial
- Leadscrew hood
- Turret safeguard with micro switch
- Chuck safeguard with micro switch
- Full length splash guard
- Quick change tool post T0AE
- LED light
- Quick locking tailstock carriage 75 mm
- Wagon gears in oil bath

| | |
|---|---|
| Centers height | 160 mm |
| Max swing over the bed | 320 mm |
| Max swing over the cross slide | 210 mm |
| Tool height | 16 mm |
| Distance between centers | 900 mm |
| Spindle bore | 38 mm |
| Spindle nose Camlock | Camlock D1-4 |
| Spindle bore taper MT | 5 |
| Spindle speed | (6) 125 ÷ 2000 rpm |
| Longitudinal feeds | 0,07 ÷ 1,0 mm/rev |
| Cross feeds | 0,0017 ÷ 0,25 mm/rev |
| Metric threads | (18) 0,2 ÷ 3,5 mm |
| Inch threads | (21) 8 ÷ 56 TPI |
| Tailstock taper MT | 3 |
| Motor | 230 V 50/60 Hz 1,5 kW |
| Dimensions | 1600 x 750 x 1300 mm |
| Net weight | 330 kg |

## T750I

### *GEAR HEAD LATHE WITH INVERTER*

Bench lathe semi norton gear box and belt drive, change, longitudinal and cross feeds, turning, leadscrew, partially assembled bench with 3 drawers, and cabinet. Turning bar with adjustable clutch.

***INCLUDED ACCESSORIES***

- 3+3 jaw self centering chuck Ø 125 mm
- 4 Reversible indipendent jaws chuck Ø 160 mm
- Face plate Ø 200 mm
- Flange for 4-jaw chuck Ø 160 mm
- Follow rest
- Steady rest
- 2 x Dead centers MT 3
- Reduction sleeve MT 5/3
- Clutch on turning bar
- Thread dial
- Leadscrew hood
- Turret safeguard with micro switch
- Chuck safeguard with micro switch
- Full length splash guard
- Quick change tool post T0AE
- LED light

| | |
|---|---|
| Centers height | 145 mm |
| Max swing over the bed | 290 mm |
| Max swing over the cross slide | 175 mm |
| Tool height | 16 mm |
| Distance between centers | 750 mm |
| Spindle bore | 38 mm |
| Spindle nose Camlock | Camlock D1-4 |
| Spindle bore taper MT | 5 |
| Variable spindle speed | 75 ÷ 500 / 300 ÷ 2000 rpm |
| Longitudinal feeds | 0,07 ÷ 1,0 mm/rev |
| Cross feeds | 0,0017 ÷ 0,25 mm/rev |
| Metric threads | (18) 0,2 ÷ 3,5 mm |
| Inch threads | (21) 8 ÷ 56 TPI |
| Tailstock taper MT | 3 |
| Motor | 230 V 50 Hz 1,5 kW |
| Dimensions | 1450 x 720 x 1280 mm |
| Net weight | 310 kg |

## T750

### *GEAR HEAD LATHE*

Bench lathe semi norton gear box and belt speed, change, longitudinal and cross feeds, turning, leadscrew, partially assembled bench with 3 drawers, and cabinet. Turning bar with adjustable clutch.

***INCLUDED ACCESSORIES***

- 3+3 jaw self centering chuck Ø 125 mm
- 4 Reversible indipendent jaws chuck Ø 160 mm
- Face plate Ø 200 mm
- Flange for 4-jaw chuck Ø 160 mm
- Follow rest
- Steady rest
- 2 x Dead centers MT 3
- Reduction sleeve MT 5/3
- Clutch on turning bar
- Thread dial
- Leadscrew hood
- Turret safeguard with micro switch
- Chuck safeguard with micro switch
- Full length splash guard
- Quick change tool post T0AE
- LED light
- Quick stop tailstock with a swing of 75 mm
- Saddle gears in oil

| | |
|---|---|
| Centers height | 145 mm |
| Max swing over the bed | 290 mm |
| Max swing over the cross slide | 175 mm |
| Tool height | 16 mm |
| Distance between centers | 750 mm |
| Spindle bore | 38 mm |
| Spindle nose Camlock | Camlock D1-4 |
| Spindle bore taper MT | 5 |
| Spindle speed | (6) 125 ÷ 2000 rpm |
| Longitudinal feeds | 0,07 ÷ 1,0 mm/rev |
| Cross feeds | 0,0017 ÷ 0,25 mm/rev |
| Metric threads | (18) 0,2 ÷ 3,5 mm |
| Inch threads | (21) 8 ÷ 56 TPI |
| Tailstock taper MT | 3 |
| Motor | 230 V 50 Hz 1,5 kW |
| Dimensions | 1450 x 720 x 1280 mm |
| Net weight | 310 kg |

## T700V

### *GEAR HEAD LATHE WITH INVERTER*

Bench lathe semi norton gear box and variable speed, longitudinal and cross feeds, turning leadscrew, partially assembled bench with 3 drawers and cabinet. Turning bar with adjustable clutch.

***INCLUDED ACCESSORIES***

- 3+3 jaw self centering chuck Ø 125 mm
- 4 Reversible indipendent jaws chuck Ø 125 mm
- Face plate Ø 200 mm
- Flange for 4-jaw chuck Ø 125 mm
- Follow rest
- Steady rest
- Dead center MT 2
- Dead center MT 4
- Clutch on turning bar
- Thread dial
- Leadscrew hood
- Turret safeguard with micro switch
- Chuck safeguard
- Full length splash guard
- 4 side fix tool post 12 mm
- Quick stop tailstock with a swing
- Saddle gears in oil

| | |
|---|---|
| Centers height | 145 mm |
| Max swing over the bed | 290 mm |
| Max swing over the cross slide | 150 mm |
| Tool height | 12 mm |
| Distance between centers | 700 mm |
| Spindle bore | 26 mm |
| Spindle bore taper MT | 4 |
| Variable spindle speed | 50 ÷ 1000 rpm \|110 ÷ 2000 rpm |
| Longitudinal feeds | 0,07 ÷ 0,65 mm/rev |
| Cross feeds | 0,03 ÷ 0,12 mm/rev |
| Metric threads | 0,2 ÷ 3,5 mm |
| Inch threads | 8 ÷ 48 TPI |
| Tailstock taper MT | 2 |
| Motor | 230 V 50 Hz 1,5 kW |
| Dimensions | 1129 x 690 x 1127 mm |
| Net weight | 270 kg |

## T700

### *GEAR HEAD LATHE*

Bench lathe semi norton gear box and belt speed, change, longitudinal and cross feeds, turning, leadscrew, partially assembled bench with 3 drawers, and cabinet. Turning bar with adjustable clutch.

***INCLUDED ACCESSORIES***

- 3+3 jaw self centering chuck Ø 125 mm
- 4 Reversible indipendent jaws chuck Ø 125 mm
- Face plate Ø 200 mm
- Flange for 4-jaw chuck Ø 125 mm
- Follow rest
- Steady rest
- Dead center MT 2
- Dead center MT 4
- Clutch on turning bar
- Thread dial
- Leadscrew hood
- Turret safeguard with micro switch
- Chuck safeguard
- Full length splash guard
- 4 side fix tool post 12 mm
- Quick stop tailstock with a swing of 85 mm
- Saddle gears in oil

| | |
|---|---|
| Centers height | 150 mm |
| Max swing over the bed | 290 mm |
| Max swing over the cross slide | 180 mm |
| Tool height | 12 mm |
| Distance between centers | 700 mm |
| Spindle bore | 26 mm |
| Spindle bore taper MT | 4 |
| Spindle speed | (6) 150 ÷ 2000 rpm |
| Longitudinal feeds | 0,085 ÷ 0,832 mm / rev |
| Cross feeds | 0,01 ÷ 0,10 mm/rev |
| Metric threads | 0,2 ÷ 3,5 mm |
| Inch threads | 8 ÷ 48 TPI |
| Tailstock taper MT | 2 |
| Motor | 230 V 50 Hz 1,1 kW |
| Dimensions | 1270 x 610 x 1320h mm |
| Net weight | 270 kg |

## T660I

### *GEAR HEAD LATHE WITH INVERTER*

Semi norton gear box, partially assembled bench.

***INCLUDED ACCESSORIES***

- 3+3 self centering chuck ø 125 mm
- 4 Reversible indipendent jaw chuck Ø 160 mm
- Face plate ø 200 mm
- Flange for 4-jaw chuck Ø 160 mm
- Follow rest
- Steady rest
- Dead center MT 2
- Dead center MT 4
- Live center MT 2
- Thread dial
- Leadscrew hood
- Turret safeguard
- Chuck safeguard
- Splash guard
- T0AA quick change tool post

| | |
|---|---|
| Centers height | 140 mm |
| Max swing over the bed | 280 mm |
| Max swing over the cross slide | 165 mm |
| Tool height | 14 mm |
| Distance between centers | 660 mm |
| Spindle bore | 26 mm |
| Spindle bore taper MT | 4 |
| Variable spindle speed | 100 ÷ 2000 rpm |
| Longitudinal feeds | 0,063 ÷ 0,35 mm/rev |
| Metric threads | 0,25 ÷ 3,5 mm |
| Inch threads | 8 ÷ 72 TPI |
| Tailstock taper MT | 2 |
| Motor | 230 V 50/60 Hz 0,75 kW |
| Dimensions | 1325 x 550 x 1230 mm |
| Net weight | 216 kg |

## T660

### *GEAR HEAD LATHE*

Semi norton gear box and belt speed change, partially assembled bench.

***INCLUDED ACCESSORIES***

- 3+3 self centering chuck ø 125 mm
- 4 Reversible indipendent jaw chuck Ø 160 mm
- Face plate ø 200 mm
- Flange for 4-jaw chuck Ø 160 mm
- Follow rest
- Steady rest
- Dead center MT 2
- Dead center MT 4
- Live center MT 2
- Thread dial
- Leadscrew hood
- Chuck safeguard
- Splash guard
- T0AA quick change tool post

| | |
|---|---|
| Centers height | 140 mm |
| Max swing over the bed | 280 mm |
| Max swing over the cross slide | 165 mm |
| Tool height | 14 mm |
| Distance between centers | 660 mm |
| Spindle bore | 26 mm |
| Spindle bore taper MT | 4 |
| Spindle speed | (6) 125 ÷ 2000 rpm |
| Longitudinal feeds | 0,063 ÷ 0,35 mm/rev |
| Metric threads | 0,25 ÷ 3,5 mm |
| Inch threads | 8 ÷ 72 TPI |
| Tailstock taper MT | 2 |
| Motor | 230 V 50 Hz 0,75 kW |
| Dimensions | 1325 x 550 x 1230 mm |
| Net weight | 216 kg |

## 0657

### BENCH LATHE

With mill table device, belt speed change.

**INCLUDED ACCESSORIES**

- 3+3 self centering chuck ø 125 mm
- Dead center MT 2
- Dead center MT 3
- Leadscrew hood
- Turret safeguard
- Chuck safeguard
- Splash guard
- 4 side fix tool post 12 mm
- Quick stop tailstock

| | | | | | |
|---|---|---|---|---|---|
| Centers height | 125 mm | Spindle bore | 20 mm | Metric threads | 0,4 ÷ 3,5 mm |
| Max swing over the bed | 250 mm | Spindle bore taper MT | 3 | Inch threads | 18 ÷ 44 TPI |
| Max swing over the cross slide | 150 mm | Tailstock taper MT | 2 | Motor | 230 V 50 Hz 0,55 kW |
| Tool height | 12 mm | Spindle speed | (6) 125 ÷ 2000 rpm | Dimensions | 1120 x 480 x 460h mm |
| Distance between centers | 550 mm | Longitudinal feeds | 0,1 - 0,2 mm/rev | Net weight | 145 kg |

## 0708

### GEAR BENCH LATHE

With speed change by gears, morse tapered spindle bearings, adjustable signs, leadscrew hood, chuck guard with microswitch.

**INCLUDED ACCESSORIES**

- 3+3 jaw self centering chuck Ø 125 mm
- Follow rest
- Dead center MT2
- Dead center MT3
- Thread dial
- Leadscrew hood
- Turret safeguard with micro switch
- Chuck safeguard
- Full length splash guard
- 4 side fix tool post 12 mm

PLAY

| | | | | | |
|---|---|---|---|---|---|
| Centers height | 110 mm | Spindle bore | 20 mm | Inch threads | 8 ÷ 48 TPI |
| Max swing over the bed | 200 mm | Spindle bore taper MT | 3 | Tailstock taper MT | 2 |
| Max swing over the cross slide | 122 mm | Spindle speed | (6) 170 ÷ 1950 rpm | Motor | 230 V 50 Hz 0,55 kW |
| Tool height | 12 mm | Longitudinal feeds | 0,04 ÷ 0,20 mm/rev | Dimensions | 1080 x 440 x 400h mm |
| Distance between centers | 520 mm | Metric threads | 0,25 ÷ 3 mm | Net weight | 130 kg |

## 0506

### BENCH LATHE

Mini lathe with automatic longitudinal feeds and variable speed shown on digital display. With metal gears.

**INCLUDED ACCESSORIES**

- 3+3 jaw self centering chuck Ø 100 mm
- Follow rest
- Steady rest
- Dead center MT 2
- Live center MT 2
- Thread dial
- Turret safeguard
- Chuck safeguard
- Leadscrew hood
- Full length splash guard
- 4 side fix tool post 10 mm
- Quick stop tailstock

| | | | | | |
|---|---|---|---|---|---|
| Centers height | 105 mm | Spindle bore | 21 mm | Metric threads | (9) 0,5 ÷ 2,5 mm |
| Max swing over the bed | 210 mm | Spindle bore taper MT | 3 | Tailstock taper MT | 2 |
| Max swing over the cross slide | 140 mm | Variable spindle speed | 50 ÷ 1100 rpm \| 100 ÷ 2500 rpm | Motor | 230 V 50/60 Hz 0,6 kW |
| Tool height | 12 mm | | | Dimensions | 780 x 300 x 340h mm |
| Distance between centers | 400 mm | Longitudinal feeds | 0,083 ÷ 0,175 mm/rev | Net weight | 49 kg |

## 0716S

### *MINI LATHE*

Mini lathe with automatic longitudinal feeds and variable speed shown on digital display.

***INCLUDED ACCESSORIES***

- 3+3 jaw self centering chuck Ø 100 mm
- Flange Ø 160 mm
- Follow rest
- Steady rest
- Dead center MT 2
- Thread dial
- Turret safeguard
- Chuck safeguard
- Full length splash guard
- 4 side fix tool post 10 mm

| | |
|---|---|
| Centers height | 100 mm |
| Max swing over the bed | 170 mm |
| Max swing over the cross slide | 125 mm |
| Tool height | 12 mm |
| Distance between centers | 350 mm |

| | |
|---|---|
| Spindle bore | 20 mm |
| Spindle bore taper MT | 3 |
| Variable spindle speed | (2) 100 ÷ 1100 \| 200 ÷ 2500 rpm |
| Metric threads | 0,5 ÷ 2,5 mm |

| | |
|---|---|
| Tailstock taper MT | 2 |
| Motor | 230 V 50 Hz 0,6 kW |
| Dimensions | 750 x 245 x 290h mm |
| Net weight | 46 kg |

## 0716

### *MINI LATHE*

With automatic longitudinal feeds and variable speed shown on digital display.

***INCLUDED ACCESSORIES***

- 3+3 jaw self centering chuck Ø 100 mm
- Flange Ø 160 mm
- Follow rest
- Steady rest
- Dead center MT 2
- Thread dial
- Turret safeguard
- Chuck safeguard
- Full length splash guard
- 4 side fix tool post 10 mm

| | |
|---|---|
| Centers height | 90 mm |
| Max swing over the bed | 170 mm |
| Max swing over the cross slide | 110 mm |
| Tool height | 10 mm |
| Distance between centers | 300 mm |

| | |
|---|---|
| Spindle bore | 20 mm |
| Spindle bore taper MT | 3 |
| Spindle speed | (2) 100 ÷ 1100<br>200 ÷ 2500 rpm |
| Metric threads | 0,5 ÷ 2,5 mm |

| | |
|---|---|
| Tailstock taper MT | 2 |
| Motor | 230 V 50 Hz 0,5 kW |
| Dimensions | 730 x 290 x 280h mm |
| Net weight | 40 kg |

## 0657/B

### *UNIVERSAL BENCH LATHE STAND*

Not assembled bench lathe stand. Adjustable in three positions. In the case of special dimensions, it is possible to drill the plate. Provided with 2 small doors and 2 shelfs. Suitable for lathes

Box

| | |
|---|---|
| Dimensions | 90 ÷ 91,5 \| 105 ÷ 106,5 \| 118,5 ÷ 119,5 x 433 x 720h mm |
| Net weight | 37,5 kg |

## 0710

### *BENCH LATHE STAND*

Partially assembled bench lathe stand.

| | |
|---|---|
| Dimensions | 1050 x 320 x 725h mm |
| Net weight | 21 kg |

## 0716/B

### *BENCH LATHE STAND*

Completely made in sheet metal, bench lathe stand, locking without key, inner shelf.

| | |
|---|---|
| Dimensions | 760 x 240 x 680h mm |
| Slot distance | 535 x 70 mm |
| Internal shelf height | 300 mm |
| Net weight | 23,50 kg |

# DRILLING MILLING MACHINES

F060/..

F050/..

T047/..

T044/..

T059/28V

T061A

T059/16V

T058

T073

T052/..

T046

# DRILLING MILLING MACHINES

Max drilling capacity (mm)

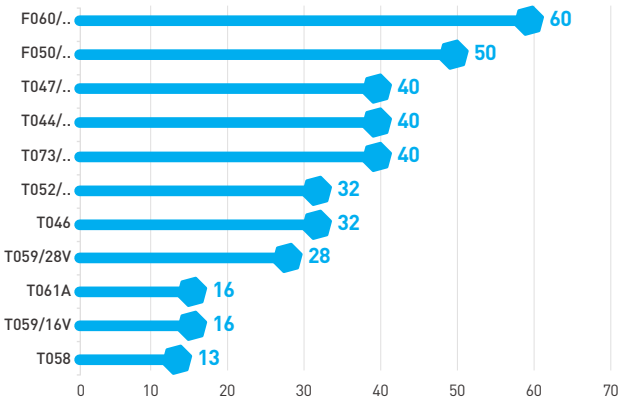


End milling cutter max (mm)

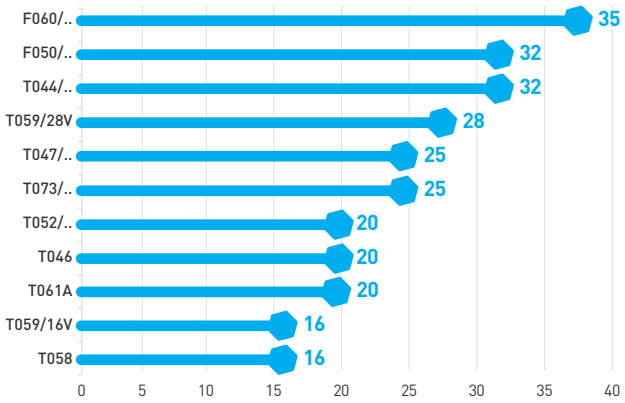


Spindle travel (mm)

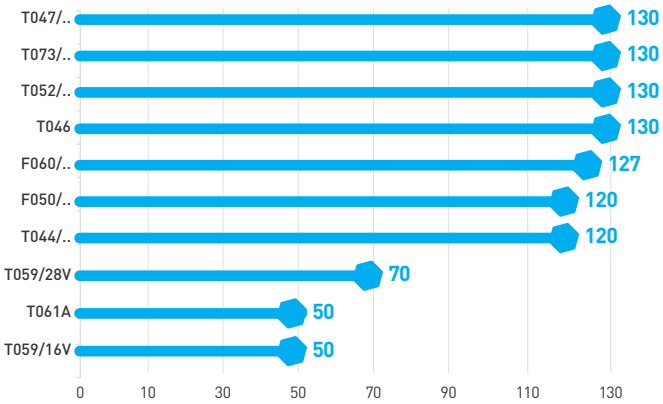


Junction

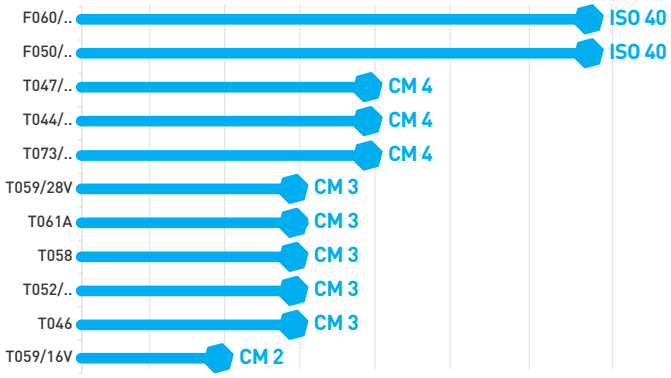


Table dimensions (mm)

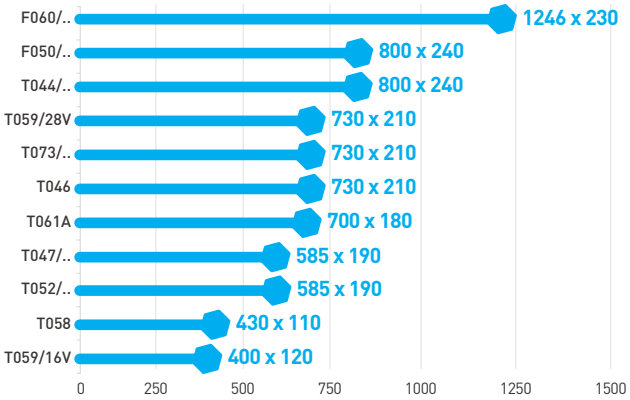


Power (kW)

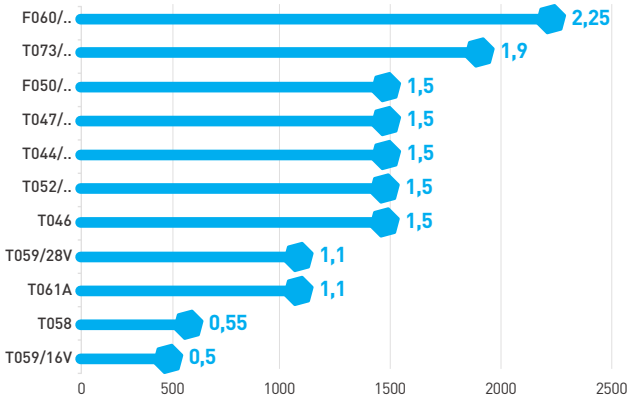

## F060I

### *INVERTER VERTICAL MILLING MACHINE*

ISO 40, with automatic down feed, motorized cross table on all axes, 3 axis read out and japanese inverter.

***INCLUDED ACCESSORIES***

- Base with chip tank
- Refrigeration plant
- LED lamp
- Display for viewing the rotation speed
- 3-axis viewer
- Variable speed motorized axes with rapid function
- Round table flyers with neutral function
- Guide lubrication system with manual pump

| | |
|---|---|
| Face milling cutter max | 100 mm |
| End milling cutter max | 35 mm |
| Max drilling capacity on cast iron with pre-drilling hole | 60 mm |
| Max drilling capacity on steel with pre-drilling hole(s235jr) | 24 mm |
| Spindle nose Camlock | ISO 40 - DIN 2080 |
| Quill | 86 mm |
| Spindle travel | 127 mm |
| Head tilt left and right | ± 45° |
| Vertical head rotation | ± 90° |
| Head body rotation | ± 180° |
| Variable spindle speed | 60 ÷ 3600 rpm |
| Motor | 400 V 50 Hz 2,25 kW |
| Table movement motor | (X,Y ) 400 V 50 Hz 180 W (Z) 400 V 50 Hz 100W |
| Cooling pump | 400 V 50 Hz 90 W |
| Feed range | (3) 0,04 - 0,08 - 0,15 mm/rev |
| Surface speed | (X,Y) 42 - 76 - 164 - 262 mm/min (Z) 0 ÷ 457 mm/min |
| Distance between spindle nose and table | 45 - 395 mm |
| Distance spindle axis - column surface | 215-450 mm |
| Table dimensions | 1246 x 230 mm |
| Longitudinal axis | 850 mm |
| Cross axis | 310 mm |
| Slot | 16 mm |
| Maximum capacity | 400 kg |
| Dimensions | 1680 x 1500 x 2100h mm |
| Net weight | 1000 kg |

## F060V

### *VERTICAL MILLING MACHINE WITH MECHANICAL SPEED VARIATOR*

Variable speed, ISO 40, with automatic down feed, motorized cross table on all axes, 3 axis read out.

***INCLUDED ACCESSORIES***

- Base with chip tray
- Coolant system
- LED Lamp
- Mechanical speed indicator
- 3 Axis DRO
- Variable speed motorized axes with rapid function
- Round table flyers with neutral function
- Guide lubrication system with manual pump

| | |
|---|---|
| Face milling cutter max | 100 mm |
| End milling cutter max | 35 mm |
| Max drilling capacity on cast iron with pre-drilling hole | 60 mm |
| Max drilling capacity on steel with pre-drilling hole(s235jr) | 24 mm |
| Spindle nose Camlock | ISO 40 - DIN 2080 |
| Quill | 86 mm |
| Spindle travel | 127 mm |
| Head tilt left and right | ± 45° |
| Vertical head rotation | ± 90° |
| Head body rotation | ± 180° |
| Vertical spindle speeds | (2) 60 ÷ 500 \| 500 ÷ 3600 rpm |
| Motor | 400 V 50 Hz 2,25 kW |
| Table movement motor | (X,Y ) 400 V 50 Hz 180 W (Z) 400 V 50 Hz 100W |
| Cooling pump | 400 V 50 Hz 90 W |
| Feed range | (3) 0,04 - 0,08 - 0,15 mm/rev |
| Surface speed | (X,Y) 42 - 76 - 164 - 262 mm/min (Z) 0 ÷ 457 mm/min |
| Distance between spindle nose and table | 45 - 395 mm |
| Distance spindle axis - column surface | 215-450 mm |
| Table dimensions | 1246 x 230 mm |
| Longitudinal axis | 850 mm |
| Cross axis | 310 mm |
| Slot | 16 mm |
| Maximum capacity | 400 kg |
| Dimensions | 1680 x 1500 x 2100h mm |
| Net weight | 1000 kg |

## F060

### *VERTICAL MILLING MACHINE*

ISO40, with automatic down feed, motorized cross table on all axes, 3 axis read out, belt gearbox.

***INCLUDED ACCESSORIES***

- Base with chip tank
- Coolant system
- LED Lamp
- 3 Axis DRO
- Variable speed motorized axes with rapid function
- Round table flyers with neutral function
- Guide lubrication system with manual pump

| | |
|---|---|
| Face milling cutter max | 100 mm |
| End milling cutter max | 35 mm |
| Max drilling capacity on cast iron with pre-drilling hole | 60 mm |
| Max drilling capacity on steel with pre-drilling hole(s235jr) | 24 mm |
| Spindle nose Camlock | ISO 40 - DIN 2080 |
| Quill | 86 mm |
| Spindle travel | 127 mm |
| Head tilt left and right | ± 45° |
| Vertical head rotation | ± 90° |
| Head body rotation | ± 180° |
| Vertical spindle speeds | (16) 80 ÷ 650 \| 660 ÷ 5440 rpm |
| Motor | 400 V 50 Hz 2,25 kW |
| Table movement motor | (X,Y ) 400 V 50 Hz 180 W (Z) 400 V 50 Hz 100 W |
| Cooling pump | 400 V 50 Hz 90 W |
| Feed range | (3) 0,04 - 0,08 - 0,15 mm/rev |
| Surface speed | (X,Y) 42 - 76 - 164 - 262 mm/min (Z) 0 ÷ 457 mm/min |
| Distance between spindle nose and table | 45 - 395 mm |
| Distance spindle axis - column surface | 215-450 mm |
| Table dimensions | 1246 x 230 mm |
| Longitudinal axis | 850 mm |
| Cross axis | 310 mm |
| Slot | 16 mm |
| Maximum capacity | 400 kg |
| Dimensions | 1680 x 1500 x 2100h mm |
| Net weight | 1000 kg |

## F050U

### *UNIVERSAL MILLING MACHINE*

Vertical and horizontal milling machine, ISO 40, motorized one axis cross table, 3 axis read out. Gear transmission for vertical spindle and belt transmission for horizontal spindle.

***INCLUDED ACCESSORIES***

- Base with chip tray
- Coolant system
- LED Lamp
- 3 Axis DRO
- Machine vise 160mm
- ISO40 ER32 8 Pcs Collet Chuck Set
- Reduction Sleeve ISO40 MT 3
- Key Type Drill Chuck 3-16mm B18
- Drill Arbor ISO40 B18
- Horizontal Milling Arbors 2 Pcs
- Draw Bars M16 ISO40 2 Pcs
- Motorized longitudinal axis with gears with quick movements
- Round table flyers with neutral function

| | |
|---|---|
| Face milling cutter max | 100 mm |
| End milling cutter max | 32 mm |
| Max drilling capacity on cast iron with pre-drilling hole | 50 mm |
| Max drilling capacity on steel with pre-drilling hole(s235jr) | 30 mm |
| Spindle nose Camlock | ISO40 DIN2080 |
| Quill | 90 mm |
| Spindle travel | 120 mm |
| Vertical head rotation | ± 45° |
| Head body rotation | ± 180° |
| Vertical spindle speeds | (8) 115 ÷ 1750 rpm |
| Horizontal spindle speeds | (9) 60 ÷ 1350 rpm |
| Motor | (V) 400 V 50 Hz 0,85 - 1,5 kW<br>(O) 400 V 50 Hz 1,5 kW |
| Table movement motor | 400 V 50 Hz 325 W |
| Base dimensions | 510 x 900 mm |
| Cooling pump | 400 V 50 Hz 40 W |
| Distance between spindle nose and table | 60 - 360 mm |
| Distance spindle axis - column surface | 250 - 650 mm |
| Table dimensions | 800 x 240 mm |
| Longitudinal axis | 380 mm |
| Cross axis | 220 mm |
| Slot | 14 mm |
| Maximum capacity | 300 kg |
| Dimensions | 1380 x 1200 x 2100h mm |
| Net weight | 930 kg |

## F050I

### *INVERTER MILLING MACHINE*

Japanese inverter, vertical milling machine, ISO 40, motorized one axis cross table, 3 axis read out.

***INCLUDED ACCESSORIES***

- Base with chip tray
- Coolant system
- LED Lamp
- 3 Axis DRO
- Machine vise 160mm
- ISO40 ER32 8Pcs Collet Chuck Set
- Reduction Sleeve ISO40 MT3
- Key Type Drill Chuck 3-16mm/B18
- Drill Arbor ISO40 B18
- Draw Bars M16 2 pcs ISO40
- Motorized longitudinal axis with gears with quick movements
- Round table flyers with neutral function

| | |
|---|---|
| Face milling cutter max | 100 mm |
| End milling cutter max | 32 mm |
| Max drilling capacity on cast iron with pre-drilling hole | 50 mm |
| Max drilling capacity on steel with pre-drilling hole(s235jr) | 30 mm |
| Spindle nose Camlock | ISO40 DIN2080 |
| Quill | 90 mm |
| Spindle travel | 120 mm |
| Vertical head rotation | ± 180° |
| Head body rotation | ± 90° |
| Variable spindle speed | 100 ÷ 2000 rpm |
| Motor | 400 V 50 Hz 2,2 kW |
| Table movement motor | 400 V 50 Hz 325 W |
| Base dimensions | 510 x 900 mm |
| Cooling pump | 400 V 50 Hz 40 W |
| Distance spindle axis - column surface | 60 - 360 mm |
| Distance between spindle nose and table | 250 - 650 mm |
| Table dimensions | 800 x 240 mm |
| Longitudinal axis | 380 mm |
| Cross axis | 220 mm |
| Slot | 16 mm |
| Maximum capacity | 300 kg |
| Dimensions | 1380 x 1200 x 2100 mm |
| Net weight | 930 kg |

## F050

### *MILLING MACHINE*

Vertical milling machine, ISO 40, motorized one axis cross table, 3 axis read out.

***INCLUDED ACCESSORIES***

- Base with chip tray
- Coolant system
- LED Lamp
- 3 Axis DRO
- Machine vise 160mm
- ISO40 ER32 8Pcs Collet Chuck Set
- Reduction Sleeve ISO40 MT3
- Key Type Drill Chuck 3-16mm/B18
- Drill Arbor ISO40 B18
- Draw Bars M16 ISO40 2 Pcs
- Motorized longitudinal axis with gears with quick movements
- Round table flyers with neutral function

| | |
|---|---|
| Face milling cutter max | 100 mm |
| End milling cutter max | 32 mm |
| Max drilling capacity on cast iron with pre-drilling hole | 50 mm |
| Max drilling capacity on steel with pre-drilling hole(s235jr) | 30 mm |
| Spindle nose Camlock | ISO40 DIN2080 |
| Quill | 90 mm |
| Spindle travel | 120 mm |
| Vertical head rotation | ± 45° |
| Head body rotation | ± 180° |
| Variable spindle speed | (8) 115 ÷ 1750 rpm |
| Motor | 400 V 50 Hz 0,85 - 1,5 kW |
| Table movement motor | 400 V 50 Hz 325 W |
| Base dimensions | 510 x 900 mm |
| Cooling pump | 400 V 50 Hz 40 W |
| Distance between spindle nose and table | 60 - 360 mm |
| Distance spindle axis - column surface | 250 - 650 mm |
| Table dimensions | 800 x 240 mm |
| Longitudinal axis | 380 mm |
| Cross axis | 220 mm |
| Slot | 14 mm |
| Maximum capacity | 300 kg |
| Dimensions | 1380 x 1200 x 2100 mm |
| Net weight | 930 kg |

## F050B

### *MILLING MACHINE*

Vertical milling, ISO 40, motorized variable one axis cross table

***INCLUDED ACCESSORIES***

- Base with chip tray
- Coolant system
- LED Lamp
- ISO40 ER32 8Pcs Collet Chuck Set
- Reduction Sleeve ISO40 MT3
- Key Type Drill Chuck 3-16mm/B18
- Drill Arbor ISO40 B18
- Draw Bar M16 ISO40 2 Pcs
- Variable speed motorized axis with rapid function
- Round table flyers with neutral function

| | |
|---|---|
| Face milling cutter max | 100 mm |
| End milling cutter max | 32 mm |
| Max drilling capacity on cast iron with pre-drilling hole | 50 mm |
| Max drilling capacity on steel with pre-drilling hole(s235jr) | 30 mm |
| Spindle nose Camlock | ISO40 DIN2080 |
| Quill | 90 mm |
| Spindle travel | 120 mm |
| Vertical head rotation | ± 45° |
| Head body rotation | ± 180° |
| Variable spindle speed | (8) 115 ÷ 1750 rpm |
| Motor | 400 V 50 Hz 0,85 - 1,5 kW |
| Table movement motor | 110 V 50 Hz 300 W |
| Base dimensions | 510 x 900 mm |
| Cooling pump | 400 V 50 Hz 40 W |
| Distance between spindle nose and table | 45 - 395 mm |
| Distance spindle axis - column surface | 215 - 450 mm |
| Table dimensions | 800 x 240 mm |
| Longitudinal axis | 380 mm |
| Cross axis | 220 mm |
| Slot | 14 mm |
| Maximum capacity | 400 Kg |
| Dimensions | 1680 x 1500 x 2100h mm |
| Net weight | 1000 kg |

## T047/400VDA

### *GEARED MILLING DRILLING MACHINE*

Reversible geared milling drilling machine, with automatic down feed, coolant system and reverse rotation.

NEW PRICE

***INCLUDED ACCESSORIES***

- Self-locking chuck 1 ÷ 16 B16
- Spindle taper shank MT 4 Ø 27 mm
- Reduction sleeve MT 4/3
- Reduction sleeve MT 3/2
- Oilers
- Tie rod M16
- Service keys

| | |
|---|---|
| Max drilling capacity on cast iron with pre-drilling hole | Ø 40 mm |
| Max drilling capacity on steel with pre-drilling hole(s235jr) | Ø 32 mm |
| Face milling cutter max | Ø 80 mm |
| End milling cutter max | Ø 25 mm |
| Tapping capacity | Ø 22 mm |
| Spindle taper | CM 4 |
| Spindle speed | (12) 75 ÷ 3200 rpm |
| Spindle travel | 130 mm |
| Spindle rotation | Dx - Sx |
| Quill | Ø 76 mm |
| Column | Ø 115 mm |
| Head tilt left and right | ± 60° |
| Manual vertical feed division | 0.02 mm |
| Feed range | (3) 0,1 - 0,18 - 0,26 mm/rev |
| Distance between spindle nose and table | 715 mm |
| Distance spindle axis - column surface | 260 mm |
| Table dimensions | 585 x 190 mm |
| Table slots | 12 mm |
| Longitudinal travel | 360 mm |
| Cross travel | 250 mm |
| Longitudinal axis | 360 mm |
| Cross axis | 250 mm |
| Base dimensions | 648 x 412 mm |
| Base slot | 14 mm |
| Motor | 400 V 50 Hz 1,1 - 1,5 kW |
| Dimensions | 740 x 790 x 1960 h mm |
| Net weight | 365 kg |

## T047/230V & T047/400V

### *GEARED MILLING DRILLING MACHINE*

Reversible with coolant system and temporised tapping.

NEW PRICE

***INCLUDED ACCESSORIES***

- Self-locking chuck 1 ÷ 16 B16
- Drill chuck shank MT 4 B16
- Spindle taper shank MT 4 Ø 27 mm
- Reduction sleeve MT 4/3
- Reduction sleeve MT 3/2
- Oilers
- Tie rod M16
- Service keys

| | |
|---|---|
| Max drilling capacity on cast iron with pre-drilling hole | Ø 40 mm |
| Max drilling capacity on steel with pre-drilling hole(s235jr) | Ø 32 mm |
| Face milling cutter max | Ø 80 mm |
| End milling capacity | Ø 25 mm |
| Tapping capacity | Ø 22 mm |
| Spindle taper | CM 4 |
| Spindle speed | (6) 75 ÷ 1600 rpm |
| Spindle travel | 130 mm |
| Spindle rotation | Dx - Sx |
| Quill | Ø 76 mm |
| Column | Ø 115 mm |
| Head tilt left and right | ± 60° |
| Manual vertical feed division | 0.02 mm |
| Distance spindle axis - column surface | 260 mm |
| Distance between spindle nose and table | 715 mm |
| Table dimensions | 585 x 190 mm |
| Table slots | 12 mm |
| Longitudinal axis | 360 mm |
| Cross axis | 250 mm |
| Base dimensions | 648 x 412 mm |
| Base slot | 14 mm |
| Motor | 230 V 50 Hz 1,5 kW<br>400 V 50 Hz 1,1-1,5 kW |
| Cooling pump | 230 V 50 Hz 40 W<br>400 V 50 Hz 40 W |
| Dimensions | 740 x 790 x 1960h mm |
| Net weight | 355 kg |

## T044/230V & T044/400V

### *GEARED DRILLING MILLING MACHINE*

Square column and dovetail guides, timed reversing, tapping.

NEW PRICE

***INCLUDED ACCESSORIES***

- Chuck with key 1 ÷ 13 B16
- Drill chuck shank MT 4 B16
- Spindle taper shank MT 4 Ø 27 mm
- Reduction sleeve MT 4/3
- Reduction sleeve MT 3/2
- Oilers
- Tie rod M16
- Service keys

| | |
|---|---|
| Max drilling capacity on cast iron with pre-drilling hole | ø 40 mm |
| Max drilling capacity on steel with pre-drilling hole(s235jr) | ø 45 mm |
| Face milling cutter max | Ø 80 mm |
| End milling capacity | Ø 32 mm |
| Tapping capacity | Ø 22 mm |
| Spindle taper | CM 4 |
| Chuck sizes | 1 - 13 mm B16 |
| Spindle speed | (6) 95 ÷ 1600 rpm |
| Spindle travel | 120 mm |
| Spindle rotation | Dx - Sx |
| Quill | Ø 75 mm |
| Head tilt left and right | ± 60° |
| Manual vertical feed division | 0,02 mm |
| Distance spindle axis - column surface | 240 mm |
| Max distance spindle nose - table | 460 mm |
| Table dimensions | 800 x 240 mm |
| Slot | 14 mm |
| Longitudinal axis | 560 mm |
| Cross axis | 190 mm |
| Base dimensions | 405 x 630 mm |
| Motor | 230 V 50 Hz 1,5 kW<br>400 V 50 Hz 1,5 kW |
| Net weight | 300 kg |

## T059/28V

### *GEARED DRILLING MILLING MACHINE*

Variable speed, with digital display of spindle speed and digital display of depth.

NEW PRICE

***INCLUDED ACCESSORIES***

- Drill chuck with key 3 ÷ 13 mm B16
- Spindle drilled MT 3
- Oilcan
- Draw bar M12
- Service wrenches

| | |
|---|---|
| Max drilling capacity on steel with pre-drilling hole(s235jr) | Ø 28 mm |
| Face milling cutter max | Ø 63 mm |
| End milling capacity | Ø 28 mm |
| Spindle taper | CM 3 |
| Chuck sizes | 3 ÷ 16 mm B16 |
| Spindle speed | 90 ÷ 2400 rpm ±10% |
| Spindle rotation | L - R |
| Spindle stroke | 70 mm |
| Quill | 70 mm |
| Headstock travel | 380 mm |
| Head tilt left and right | ±90° |
| Table dimensions | 730 x 210 mm |
| Slot | 14 mm |
| Longitudinal axis | 190 mm |
| Cross axis | 440 mm |
| Motor | 230 V 50 Hz 1,1 kW |
| Net weight | 270 kg |

## T061A

### *GEARED DRILLING MILLING MACHINE*

Variable speed, equipped with light system, chuck speed digital display, depth's digital display.

NEW PRICE

***INCLUDED ACCESSORIES***

- Drill chuck with key 1 ÷ 16 mm B16
- Drill chuck shank with hole MT 3
- Oilcan
- Draw bar M12
- Service wrenches

| | |
|---|---|
| Max drilling capacity on steel with pre-drilling hole(s235jr) | Ø 16 mm |
| Face milling cutter max | Ø 63 mm |
| End milling capacity | Ø 20 mm |
| Spindle taper | CM 3 |
| Chuck sizes | 1 ÷ 16 mm B16 |
| Variable spindle speed | I 30 ÷ 1650 rpm ±10% \| II 2° 40 ÷ 2850 rpm ±10% |
| Spindle stroke | 50 mm |
| Spindle rotation | Dx - Sx |
| Quill | 60 mm |
| Headstock travel | 290 mm |
| Head tilt left and right | ±90° |
| Distance between spindle nose and table | 350 mm |
| Table dimensions | 700 x 180 mm |
| Slot | 12 mm |
| Longitudinal axis | 175 mm |
| Cross axis | 490 mm |
| Motor | 230 V 50/60 Hz 1,1 kW |
| Net weight | 120 kg |

## T059/16V

### *GEARED DRILLING MILLING MACHINE*

With variable speed.

***INCLUDED ACCESSORIES***

- Drill chuck with key 1 ÷ 13 mm B16
- Drill chuck shank with hole MT 2 B16
- Oilcan
- Draw bar M10
- Service wrenches

| | |
|---|---|
| Max drilling capacity on steel with pre-drilling hole(s235jr) | Ø 16 mm |
| Face milling cutter max | Ø 50 mm |
| End milling capacity | Ø 16 mm |
| Spindle taper | CM 2 |
| Chuck sizes | 1 ÷ 13 mm B16 |
| Spindle speed | I 100 ÷ 1500 rpm ±10% \| II 200 ÷ 3000 rpm ±10% |
| Spindle stroke | 50 mm |
| Spindle rotation | Dx |
| Headstock travel | 210 mm |
| Head tilt left and right | ±90° |
| Table dimensions | 400 x 120 mm |
| Slot | 10 mm |
| Longitudinal axis | 160 mm |
| Cross axis | 220 mm |
| Motor | 230 V 50 Hz 0,5 kW |
| Net weight | 72 kg |

## T058

### *GEARED DRILLING MILLING MACHINE*

With variable speed.

NEW PRICE

***INCLUDED ACCESSORIES***

- Drill chuck with key 3 ÷ 16 mm B16
- Drill chuck shank with hole MT 3
- Oilcan
- Tie rod M12
- Service wrenches

| | |
|---|---|
| Max drilling capacity on steel with pre-drilling hole(s235jr) | ø 13 mm |
| Face milling cutter max | Ø 30 mm |
| End milling capacity | Ø 16 mm |
| Spindle taper | CM 3 |
| Chuck sizes | 3 ÷ 16 mm B16 |
| Spindle speed | I 50 ÷ 1100 rpm ±10% \| II 120 ÷ 2500 rpm ±10% |
| Spindle rotation | Dx |
| Headstock travel | 210 mm |
| Head tilt left and right | ±45° |
| Table dimensions | 430 x 110 mm |
| Distance between spindle nose and table | 290 mm |
| Slot | 12 mm |
| Longitudinal axis | 130 mm |
| Cross axis | 250 mm |
| Motor | 230 V 50 Hz 0,55 kW |
| Net weight | 70 kg |

## T073DA

### *FLOOR DRILLING MILLING MACHINE*

With belt drive, down speed, reversible, cooling system.

***INCLUDED ACCESSORIES***

- Drill chuck with key 1 ÷ 16 mm B18
- Drill chuck shank MT 4 B18
- Spindle taper shank MT 4 Ø 27 mm
- Reduction sleeve MT 4/3
- Reduction sleeve MT 3/2
- Coolant system
- Tie rod M16
- Service keys

| | |
|---|---|
| Max drilling capacity on cast iron with pre-drilling hole | 40 mm |
| Max drilling capacity on steel with pre-drilling hole(s235jr) | 32 mm |
| Face milling cutter max | 80 mm |
| End milling cutter max | 25 mm |
| Tapping capacity | 24 mm |
| Spindle taper | CM 4 |
| Chuck sizes | 1 ÷ 16 mm B18 |
| Spindle speed | 100 - 2200 rpm |
| Spindle travel | 130 mm |
| Spindle rotation | Dx - Sx |
| Quill | 75 mm |
| Column | 123 mm |
| Manual vertical feed division | 0,05 mm |
| Feed range | (3) 0,05 - 0,1 - 0,2 mm/rev |
| Distance spindle axis - column surface | 300 mm |
| Distance between spindle nose and table | 125 ÷ 525 mm |
| Table dimensions | 730 x 210 mm |
| Slot | 14 mm |
| Longitudinal axis | 480 mm |
| Cross axis | 220 mm |
| Base dimensions | 470 x 680 mm |
| Motor | 400 V 50 Hz 1,1/1,9 kW |
| Cooling pump | 400 V 50 Hz 75 W |
| Dimensions | 850 x 1100 x 1900h mm |
| Net weight | 420 kg |



## T073

### *FLOOR DRILLING MILLING MACHINE*

With belt drive, tilting table, cooling system.

***INCLUDED ACCESSORIES***

- Drill chuck with key 1 ÷ 16 mm B18
- Drill chuck shank MT 4 B18
- Spindle taper shank MT 4 Ø 27 mm
- Reduction sleeve MT 4/3
- Reduction sleeve MT 3/2
- Coolant system
- Tie rod M16
- Service keys

| | |
|---|---|
| Max drilling capacity on cast iron with pre-drilling hole | 40 mm |
| Max drilling capacity on steel with pre-drilling hole(s235jr) | 32 mm |
| Face milling cutter max | 80 mm |
| End milling cutter max | 25 mm |
| Tapping capacity | 24 mm |
| Spindle taper | CM 4 |
| Chuck sizes | 1 ÷ 16 mm B18 |
| Spindle speed | 100 ÷ 2200 rpm |
| Spindle travel | 130 mm |
| Spindle rotation | Dx - Sx |
| Quill | 75 mm |
| Column | 123 mm |
| Manual vertical feed division | 0,05 mm |
| Distance spindle axis - column surface | 300 mm |
| Distance between spindle nose and table | 125 ÷ 525 mm |
| Table dimensions | 730 x 210 mm |
| Slot | 14 mm |
| Longitudinal axis | 480 mm |
| Cross axis | 220 mm |
| Base dimensions | 470 x 680 mm |
| Motor | 400 V 50 Hz 1,1/1,9 kW |
| Cooling pump | 400 V 50 Hz 75 W |
| Dimensions | 850 x 1100 x 1900h mm |
| Net weight | 410 kg |

## T052/400VDA

### *FLOOR DRILLING MILLING MACHINE*

With down feed, rotation selection and drive belt.

***INCLUDED ACCESSORIES***

- Drill chuck with key 1 ÷ 13 mm B16
- Spindle drilled MT 3
- Spindle taper shank MT 3 Ø 27 mm
- Reduction sleeve MT 3/2
- Coolant system
- Oilers
- Tie rod M12
- Service keys

| | |
|---|---|
| Max drilling capacity on steel with pre-drilling hole(s235jr) | 32 mm |
| Face milling cutter max | 80 mm |
| End milling cutter max | 20 mm |
| Spindle taper | CM 3 |
| Chuck sizes | 1 ÷ 13 mm B16 |
| Spindle speed | 100 ÷ 2080 rpm |
| Spindle travel | 130 mm |
| Spindle rotation | Dx - Sx |
| Quill | 75 mm |
| Column | 115 mm |
| Headstock travel | 405 mm |
| Manual vertical feed division | 0,05 mm |
| Feed range | 0,12 – 0,18 – 0,25 mm/rev |
| Distance spindle axis - column surface | 197 mm |
| Distance between spindle nose and table | 600 mm |
| Table dimensions | 585 x 190 mm |
| Slot | 12 mm |
| Longitudinal axis | 180 mm |
| Cross axis | 380 mm |
| Base dimensions | 470 x 670 mm |
| Motor | 400 V 50 Hz 1,5 kW |
| Cooling pump | 400 V 50 Hz 40 W |
| Dimensions | 928 x 910 x 1700h mm |
| Net weight | 310 kg |

## T052/400V

### *FLOOR DRILLING MILLING MACHINE*

With rotation selection and drive belt.

***INCLUDED ACCESSORIES***

- Drill chuck with key 1 ÷ 13 mm B16
- Spindle drilled MT 3 B16
- Spindle taper shank MT 3 Ø 27 mm
- Reduction sleeve MT 3/2
- Coolant system
- Oilers
- Tie rod M12
- Service keys

| | |
|---|---|
| Max drilling capacity on steel with pre-drilling hole(s235jr) | 32 mm |
| Face milling cutter max | 80 mm |
| End milling cutter max | 20 mm |
| Spindle taper | CM 3 |
| Chuck sizes | 1 ÷ 13 mm B16 |
| Spindle speed | 100 ÷ 2080 rpm |
| Spindle travel | 130 mm |
| Spindle rotation | Dx - Sx |
| Column | 115 mm |
| Quill | 75 mm |
| Headstock travel | 405 mm |
| Manual vertical feed division | 0,05 mm |
| Distance spindle axis - column surface | 197 mm |
| Distance between spindle nose and table | 600 mm |
| Table dimensions | 585 x 190 mm |
| Slot | 12 mm |
| Longitudinal axis | 180 mm |
| Cross axis | 380 mm |
| Base dimensions | 470 x 670 mm |
| Motor | 400 V 50 Hz 1,5 kW |
| Cooling pump | 400 V 50 Hz 40 W |
| Dimensions | 928 x 910 x 1700h mm |
| Net weight | 300 kg |

## T046

### *DRILLING MILLING MACHINE*

With rotation selection and drive belt.

***INCLUDED ACCESSORIES***

- Drill chuck with key 1 ÷ 13 mm B16
- Spindle drilled MT 3 B16
- Spindle taper shank MT 3 Ø 27 mm
- Reduction sleeve MT 3/2
- Oilers
- Tie rod M12
- Service keys

| | |
|---|---|
| Max drilling capacity on steel with pre-drilling hole(s235jr) | 32 mm |
| Face milling cutter max | 80 mm |
| End milling cutter max | 20 mm |
| Spindle taper | CM 3 |
| Chuck sizes | 1 ÷ 13 mm B16 |
| Spindle speed | 100 ÷ 2080 rpm |
| Spindle travel | 130 mm |
| Spindle rotation | Dx - Sx |
| Quill | Ø 75 mm |
| Column | Ø 115 mm |
| Headstock travel | 405 mm |
| Manual vertical feed division | 0,05 mm |
| Distance spindle axis - column surface | 200 mm |
| Distance between spindle nose and table | 457 mm |
| Table dimensions | 730 x 210 mm |
| Slot | 14 mm |
| Longitudinal axis | 175 mm |
| Cross axis | 500 mm |
| Motor | 230 V 50 Hz 1,5 kW |
| Base dimensions | 400 x 600 mm |
| Net weight | 250 kg |

## 0599

### *UNIVERSAL BENCH FOR DRILLING MILLING MACHINES*

With tool compartment and lock.

| | |
|---|---|
| Base dimensions | 415 x 625 x 750h mm |
| Chip pan dimensions | 615 x 820 x 30h mm |
| Bottom Chip pan dimensions | 530 x 735 mm |
| Capacity | 400 kg |
| Net weight | 59 kg |

# RADIAL DRILLING MACHINE

**TR01/280**

**TR01/200**

**TR01/180**

**0857**

**0757**

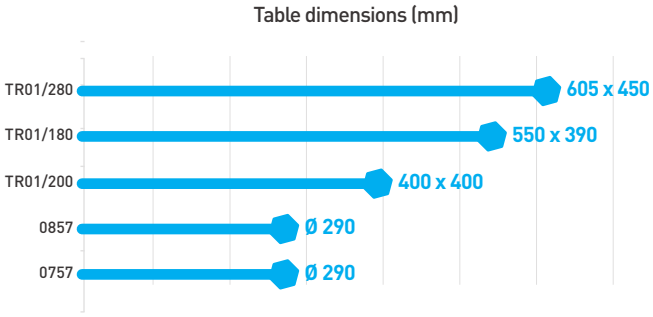


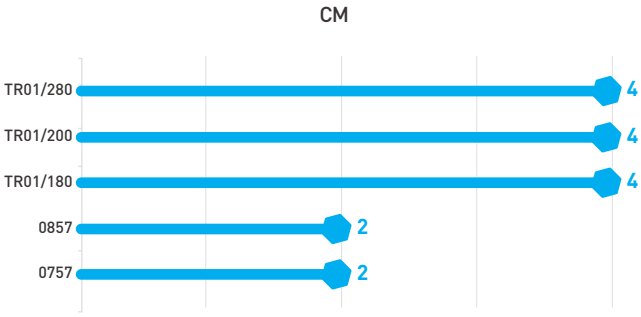


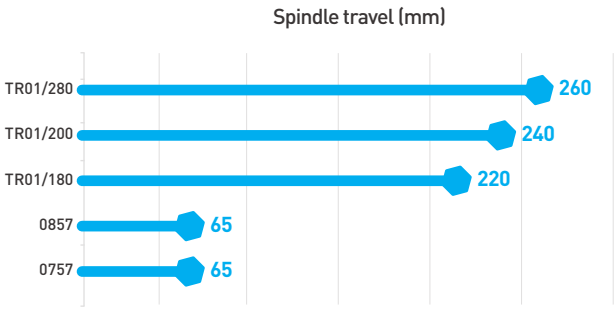


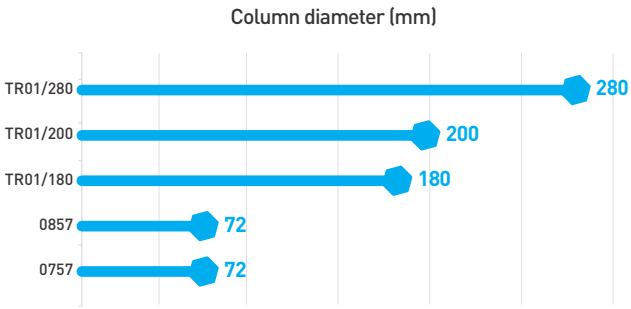

## TR01/280

### *RADIAL DRILLING MACHINE*

Hydraulic locking between arm and column, reversible, with automatic feeding, coolant system, equipped with Led light. With gear speed change.

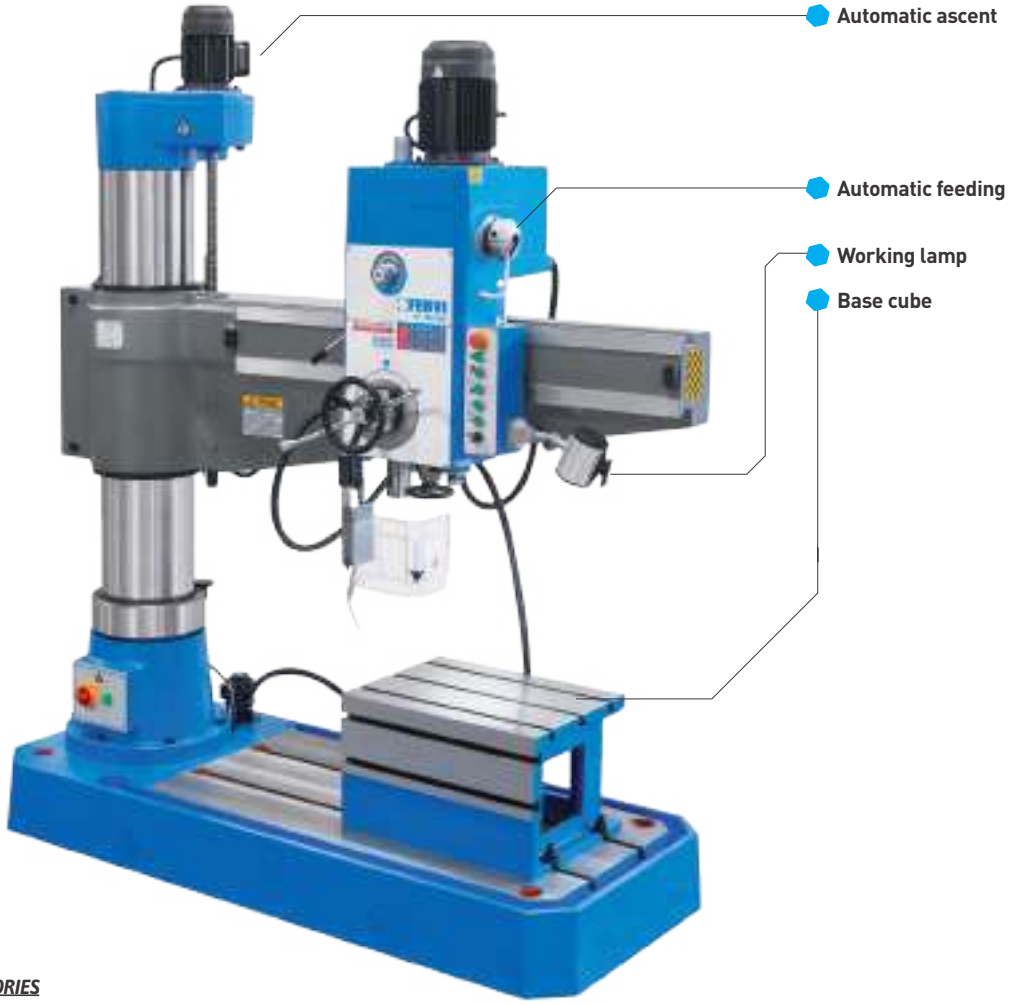


***INCLUDED ACCESSORIES***

- Drill chuck with key 3 ÷ 16 mm B16
- Spindle drilled MT 4 B16
- Reduction sleeve MT 4/3
- Reduction sleeve MT 3/2
- LED Lamp
- Coolant system
- Base cube

| | |
|---|---|
| Max drilling capacity on cast iron with pre-drilling hole | Ø 50 mm |
| Max drilling capacity on steel with pre-drilling hole(s235jr) | Ø 40 mm |
| Continuous drilling capacity | Ø 40 mm |
| Spindle taper | MT 4 |
| Spindle speed | (12) 40 ÷ 1896 rpm |
| Spindle travel | 260 mm |
| Quill | Ø 67 mm |
| Column | 280 mm |
| Distance spindle axis - column surface | 1370 mm |
| Distance between spindle nose and table | 840 mm |

| | |
|---|---|
| Distance between spindle nose and base | 1210 mm |
| Feed range | (4) 0,13 ÷ 0,54 mm/rev |
| Cube dimensions | 605 x 440 x 370 mm |
| Slot | 16 mm \| 20 mm |
| Base dimensions | 1960 x 800 mm |
| Motor | 400 V 50 Hz 3,0 kW |
| Lifting motor radial arm | 400 V 50 Hz 0,75 kW |
| Cooling pump | 400 V 50 Hz 90 W |
| Dimensions | 2050 x 820 x 2480 mm |
| Net weight | 2100 kg |

## TR01/200

### *RADIAL DRILLING MACHINE*

Reversible, with automatic feeding, coolant system, equipped with Led light. With gear speed change.

***INCLUDED ACCESSORIES***

- Drill chuck with key 3 ÷ 16 mm B18
- Spindle drilled MT 4 B18
- Reduction sleeve MT 4/3
- Reduction sleeve MT 3/2
- LED Lamp
- Coolant system
- Base cube

| | |
|---|---|
| Max drilling capacity on cast iron with pre-drilling hole | 50 mm |
| Max drilling capacity on steel with pre-drilling hole(s235jr) | 40 mm |
| Continuous drilling capacity | 36 mm |
| Spindle taper | MT 4 |
| Spindle speed | (6) 75 ÷ 1220 rpm |
| Spindle travel | 240 mm |
| Quill | 70 mm |
| Column | 200 mm |
| Distance spindle axis - column surface | 1020 mm |
| Distance between spindle nose and table | 860 mm |

| | |
|---|---|
| Distance between spindle nose and base | 1210 mm |
| Feed range | (3) 0,1 - 0,16 - 0,25 mm/rev |
| Cube dimensions | 400 x 400 x 350 mm |
| Slot | 18 mm |
| Base dimensions | 1370 x 700 mm |
| Motor | 400 V 50 Hz 1,5 kW |
| Lifting motor radial arm | 400 V 50 Hz 0,75 kW |
| Cooling pump | 400 V 50 Hz 90 W |
| Dimensions | 1760 x 770 x 2100h mm |
| Net weight | 1250 kg |

## TR01/180

### *RADIAL DRILLING MACHINE*

Reversible, with automatic feeding, coolant system, equipped with Led light. With gear speed change.




***INCLUDED ACCESSORIES***

- Drill chuck with key 3 ÷ 16 mm B16
- Spindle drilled MT 4 B16
- Reduction sleeve MT 4/3
- LED Lamp
- Coolant system
- Base cube

| | |
|---|---|
| Max drilling capacity on cast iron with pre-drilling hole | 40 mm |
| Max drilling capacity on steel with pre-drilling hole(s235jr) | 32 mm |
| Continuous drilling capacity | 28 mm |
| Spindle taper | MT 4 |
| Spindle speed | (6) 75 ÷ 1220 rpm |
| Spindle travel | 220 mm |
| Quill | 65 mm |
| Column | 180 mm |
| Distance spindle axis - column surface | 350 ÷ 870 mm |
| Distance between spindle nose and table | 0 ÷ 640 mm |

| | |
|---|---|
| Distance between spindle nose and base | 310 ÷ 980 mm |
| Feed range | (3) 0,1 – 0,16 - 0,25 mm/rev |
| Cube dimensions | 550 x 390 x 350 mm |
| Slot | 18 mm |
| Base dimensions | 1300 x 650 mm |
| Motor | 400 V 50 Hz 1,5 kW |
| Lifting motor radial arm | 400 V 50 Hz 0,55 kW |
| Cooling pump | 400 V 50 Hz 40 W |
| Dimensions | 1400 x 650 x 1900h mm |
| Net weight | 1050 kg |

## 0857

### RADIAL FLOOR DRILL PRESS WITH DRIVE BELT

Rotating and tilting table with double arm, tilting head, electrical system with separate 24V circuit for on-board machine controls.

PLAY

#### INCLUDED ACCESSORIES

- Keyless chuck ø16 mm B16
- Chuck mount MT 2 B16

| | |
|---|---|
| Max drilling capacity on cast iron with pre-drilling hole | Ø 20 mm |
| Max drilling capacity on steel with pre-drilling hole(s235jr) | Ø 16 mm |
| Continuous drilling capacity | Ø 12 mm |
| Spindle taper | CM 2 |
| Chuck sizes | 1 - 16 mm B16 |
| Spindle speed | (12) 300 ÷ 2550 rpm |
| Spindle travel | 65 mm |
| Quill | Ø 40 mm |
| Column | Ø 72 mm |
| Sliding travel | 280 mm |
| Head tilt left and right | 90° L ; 45° R |
| Height | 1600 mm |
| Distance spindle axis - column surface | 375 mm |
| Distance between spindle nose and base | 1290 mm |
| Table dimensions | Ø 290 mm |
| Motor | 230 V 50 Hz 375 W |
| Dimensions | 950 x 300 x 1600 mm |
| Net weight | 60 kg |

## 0757

### RADIAL DRILL PRESS WITH DRIVE BELT

Rotating and tilting table with double arm, tilting head, electrical system with separate 24V circuit for on-board machine controls.

#### INCLUDED ACCESSORIES

- Keyless chuck 1 ÷ 16 B16
- Drill chuck shank MT 2 B16

| | |
|---|---|
| Max drilling capacity on cast iron with pre-drilling hole | Ø 20 mm |
| Max drilling capacity on steel with pre-drilling hole(s235jr) | Ø 16 mm |
| Continuous drilling capacity | Ø 12 mm |
| Spindle taper | CM 2 |
| Chuck sizes | 1 - 16 mm B16 |
| Spindle speed | (12) 300 ÷ 2550 rpm |
| Spindle travel | 65 mm |
| Quill | Ø 40 mm |
| Column | Ø 72 mm |
| Sliding travel | 280 mm |
| Head tilt left and right | 90° L ; 45° R |
| Height | 810 mm |
| Distance spindle axis - column surface | 375 mm |
| Distance between spindle nose and base | 505 mm |
| Table dimensions | Ø 290 mm |
| Tilting table | ± 45° |
| Motor | 230 V 50 Hz 375 W |
| Dimensions | 950 x 300 x 810h mm |
| Net weight | 46 kg |

NON RIMUOVERE
DO NOT REMOVE

# FLOOR DRILLING MACHINES

T145

T066

T062

T041/..

T072/..

T032/..

T071

0252/..

0754/..

0752CM3

0752

0186

# FLOOR DRILLING MACHINES

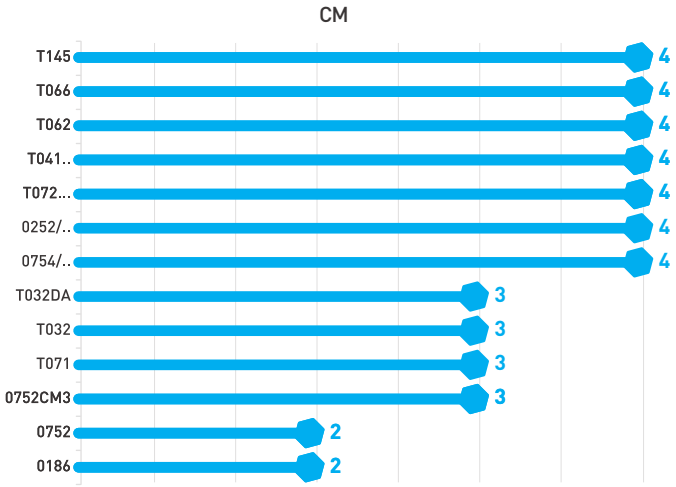


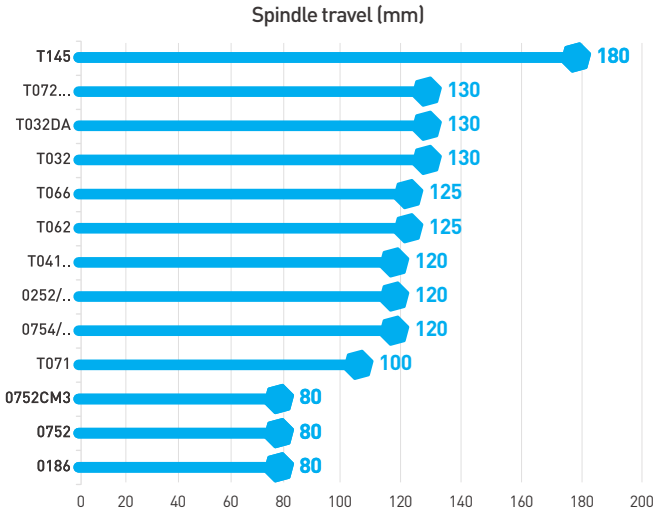


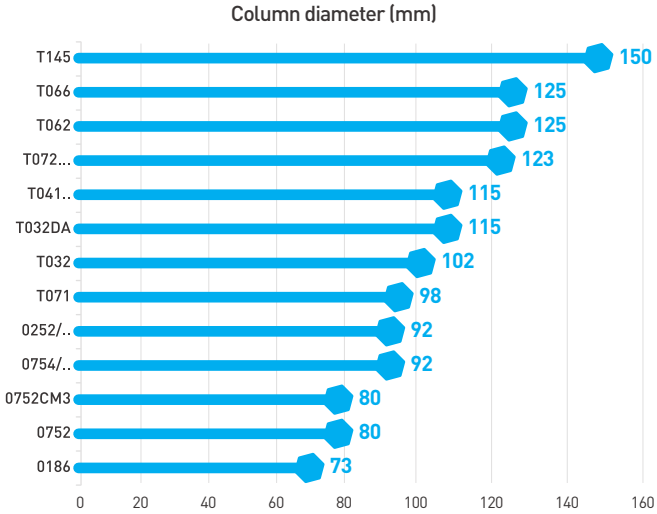


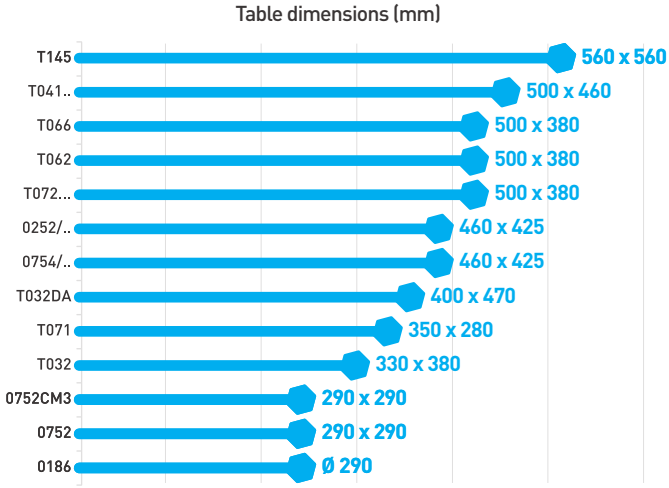

## T145

### *GEARED DRILLING MACHINE*

Reversible, with automatic feeding, coolant system and equipped with light, partially rotating table.




***INCLUDED ACCESSORIES***

- Key type drill chuck 1÷ 13 mm B16
- Drill chuck arbor MT4 B16
- Reduction sleeve MT 4/3
- Reduction sleeve MT 3/2

| | |
|---|---|
| Max drilling capacity on cast iron with pre-drilling hole | Ø 45 mm |
| Max drilling capacity on steel with pre-drilling hole(s235jr) | Ø 40 mm |
| Continuous drilling capacity | Ø 35 mm |
| Spindle taper | MT 4 |
| Chuck sizes | 1 ÷ 13 mm B16 |
| Spindle speed | (18) 50 ÷ 1450 rpm |
| Spindle travel | 180 mm |
| Spindle rotation | Dx - Sx |
| Quill | Ø 75 mm |
| Column | Ø 150 mm |
| Feed range | (2) 0,1 - 0,20 mm/rev |
| Distance spindle axis - column surface | 350 mm |
| Distance between spindle nose and table | 780 mm |
| Distance between spindle nose and base | 1320 mm |
| Table dimensions | 560 x 560 mm |
| Slot | 18 mm |
| Tilting table | ± 90° |
| Base dimensions | 500 x 730 mm |
| Motor | 400 V 50 Hz 1,5/2,4 kW |
| Cooling pump | 400 V 50 Hz 40 W |
| Dimensions | 935 x 530 x 2280 mm |
| Net weight | 550 kg |

## T066

### GEARED DRILLING MACHINE

Reversible, with automatic feeding, coolant system, reversible table with 145mm vice included, equipped with light.

***INCLUDED ACCESSORIES***

- Keyless chuck 1 ÷ 16 mm B18
- Spindle drilled MT 4 B18
- Reduction sleeve MT 4/3
- Reduction sleeve MT 3/2

| | |
|---|---|
| Max drilling capacity on cast iron with pre-drilling hole | Ø 40 mm |
| Max drilling capacity on steel with pre-drilling hole(s235jr) | Ø 35 mm |
| Continuous drilling capacity | Ø 30mm |
| Spindle taper | MT 4 |
| Chuck sizes | 1 ÷ 16 mm B18 |
| Spindle speed | (12) 75 ÷ 3200 rpm |
| Spindle travel | 125 mm |
| Spindle rotation | Dx - Sx |
| Quill | Ø 75 mm |
| Column | Ø 125 mm |
| Feed range | (3) 0,1 - 0,18 - 0,26 mm/rev |
| Distance spindle axis - column surface | 320 mm |
| Distance between spindle nose and table | 80-680 mm |
| Distance between spindle nose and base | 1140 mm |
| Table dimensions | 500 x 380 mm |
| Slot | 14 mm |
| Tilting table | ± 90° |
| Vice | 145 mm |
| Base dimensions | 470 x 670 mm |
| Motor | 400 V 50 Hz 1,1/1,5 kW |
| Cooling pump | 400 V 50 Hz 75 W |
| Dimensions | 500 x 750 x 2000 mm |
| Net weight | 400 kg |




## T062

### GEARED DRILLING MACHINE

Reversible, table reversible with 145mm vice, equipped with light.

***INCLUDED ACCESSORIES***

- Keyless chuck 1 ÷ 16 mm B18
- Spindle drilled MT 4 B18
- Reduction sleeve MT 4/3
- Reduction sleeve MT 3/2

| | |
|---|---|
| Max drilling capacity on cast iron with pre-drilling hole | Ø 40 mm |
| Max drilling capacity on steel with pre-drilling hole(s235jr) | Ø 35 mm |
| Continuous drilling capacity | Ø 30 mm |
| Spindle taper | MT 4 |
| Chuck sizes | 1 ÷ 16 mm B18 |
| Spindle speed | (12 ) 75 ÷ 3200 rpm |
| Spindle travel | 125 mm |
| Spindle rotation | Dx - Sx |
| Quill | Ø 75 mm |
| Column | Ø 125 mm |
| Distance spindle axis - column surface | 320 mm |
| Distance between spindle nose and table | 80 ÷ 680 mm |
| Distance between spindle nose and base | 1140 mm |
| Table dimensions | 500 x 380 mm |
| Slot | 14 mm |
| Tilting table | ± 90° |
| Vice | 145 mm |
| Base dimensions | 460 x 650 mm |
| Motor | 400 V 50 Hz 1,1/1,5 kW |
| Dimensions | 500 x 750 x 2000 mm |
| Net weight | 350 kg |

## T041DA

### GEARED DRILLING MACHINE

Reversible, tilting head, cooling system, timed tapping and automatic down feed, rotating table.

#### INCLUDED ACCESSORIES

- Keyless chuck 1 ÷ 16 mm B16
- Drill chuck shank MT 4 B16
- Reduction sleeve MT 4/3
- Reduction sleeve MT 3/2

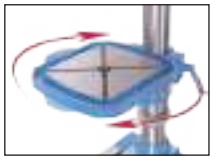

| | |
|---|---|
| Max drilling capacity on cast iron with pre-drilling hole | Ø 40 mm |
| Max drilling capacity on steel with pre-drilling hole(s235jr) | Ø 35 mm |
| Continuous drilling capacity | Ø 30 mm |
| Tapping capacity | 22 mm |
| Spindle taper | MT 4 |
| Chuck sizes | 1 ÷ 16 mm B16 |
| Spindle speed | (12 ) 75 ÷ 3200 rpm |
| Spindle travel | 120 mm |
| Spindle rotation | Dx - Sx |
| Head tilt left and right | ±60° |
| Quill | Ø 76 mm |
| Column | Ø 115 mm |
| Feed range | (3) 0,1 - 0,18 - 0,26 mm/rev |
| Distance spindle axis - column surface | 297 mm |
| Distance between spindle nose and table | 715 mm |
| Distance between spindle nose and base | 1180 mm |
| Table dimensions | 500 x 460 mm |
| Slot | 14 mm |
| Base dimensions | 470 x 670 mm |
| Motor | 400 V 50 Hz 1,1/1,5 kW |
| Dimensions | 700 x 480 x 1850 mm |
| Net weight | 340 kg |




## T041

### GEARED DRILLING MACHINE

Reversible, tilting head and timed tapping, rotating table

#### INCLUDED ACCESSORIES

- Keyless chuck 1 ÷ 16 mm B16
- Drill chuck shank MT 4 B16
- Reduction sleeve MT 4/3
- Reduction sleeve MT 3/2

| | |
|---|---|
| Max drilling capacity on cast iron with pre-drilling hole | Ø 40 mm |
| Max drilling capacity on steel with pre-drilling hole(s235jr) | Ø 35 mm |
| Continuous drilling capacity | Ø 30 mm |
| Tapping capacity | 22 mm |
| Spindle taper | CM 4 |
| Chuck sizes | 1 ÷ 16 mm B16 |
| Spindle speed | (12 ) 75 ÷ 3200 rpm |
| Spindle travel | 120 mm |
| Spindle rotation | Dx - Sx |
| Head tilt left and right | ±60° |
| Quill | Ø 76 mm |
| Column | Ø 115 mm |
| Distance spindle axis - column surface | 297 mm |
| Distance between spindle nose and table | 715 mm |
| Distance between spindle nose and base | 1180 mm |
| Table dimensions | 500 x 460 mm |
| Slot | 14 mm |
| Base dimensions | 650 x 450 x 80 mm |
| Motor | 400 V 50 Hz 1,1/1,5 kW |
| Dimensions | 700 x 480 x 1820 mm |
| Net weight | 330 kg |

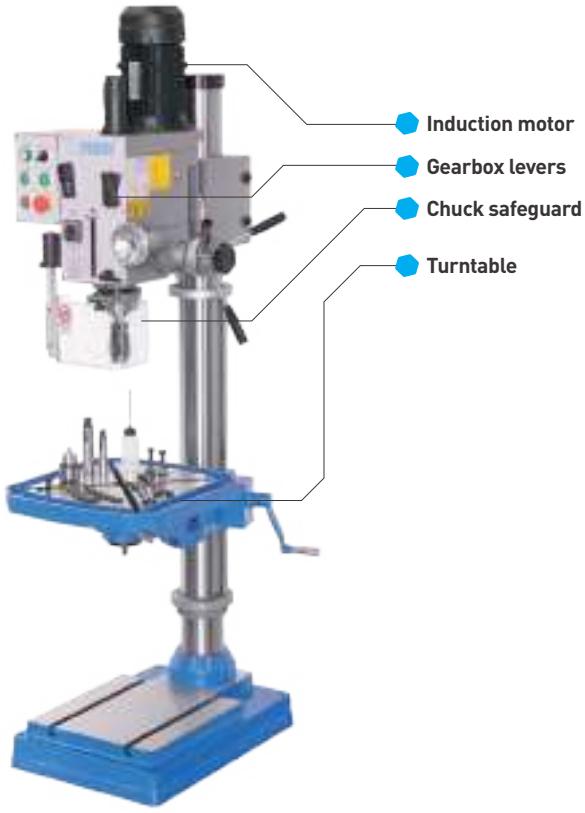

## T072DA

### *FLOOR DRILLING MACHINE WITH DRIVE BELT*

Reversible, with automatic feeding, coolant system, reversible table with 140mm vice.

***INCLUDED ACCESSORIES***

- Drill chuck with key 1 ÷ 13 mm B16
- Drill chuck shank MT 4 B16
- Morse taper reduction sleeve MT 4/3
- Morse taper reduction sleeve MT 3/2

| | |
|---|---|
| Max drilling capacity on cast iron with pre-drilling hole | Ø 38 mm |
| Max drilling capacity on steel with pre-drilling hole(s235jr) | Ø 32 mm |
| Continuous drilling capacity | Ø 28 mm |
| Spindle taper | MT 4 |
| Chuck sizes | 1 ÷ 13 B16 |
| Spindle speed | 100 ÷ 2200 rpm |
| Spindle travel | 130 mm |
| Quill | 75 mm |
| Column | 123 mm |
| Manual vertical feed division | 0,05 mm |
| Feed range | (3) 0,05 - 0,1 - 0,2 mm/rev |
| Distance between spindle nose and table | 300 mm |
| Distance between spindle nose and base | 1220 mm |
| Table dimensions | 500 x 380 mm |
| Slot | 14 mm |
| Tilting table | ± 90° |
| Vice | 140 mm |
| Base dimensions | 460 x 670 mm |
| Motor | 400 V 50 Hz 1,1/1,9 kW |
| Cooling pump | 400 V 50 Hz 75 W |
| Dimensions | 700 x 1100 x 1900 mm |
| Net weight | 385 kg |

## T072

### *FLOOR DRILLING MACHINE WITH BELT DRIVE*

Reversible, table reversible with 140mm vice, cooling system.

***INCLUDED ACCESSORIES***

- Drill chuck with key 1 ÷ 13 mm B16
- Drill chuck shank MT 4 B16
- Morse taper reduction sleeve MT 4/3
- Morse taper reduction sleeve MT 3/2

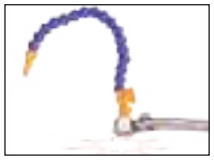

| | |
|---|---|
| Max drilling capacity on cast iron with pre-drilling hole | Ø 38 mm |
| Max drilling capacity on steel with pre-drilling hole(s235jr) | Ø 32 mm |
| Continuous drilling capacity | Ø 28 mm |
| Spindle taper | 4 |
| Chuck sizes | 1 ÷ 13 mm B16 |
| Spindle speed | 100 - 2200 rpm |
| Spindle travel | 130 mm |
| Quill | 75 mm |
| Column | 123 mm |
| Manual vertical feed division | 0,05 mm |
| Distance spindle axis - column surface | 300 mm |
| Distance between spindle nose and table | 50 ÷ 800 mm |
| Distance between spindle nose and base | 1220 mm |
| Table dimensions | 500 x 380 mm |
| Slot | 14 mm |
| Tilting table | ± 90° |
| Vice | 140 mm |
| Base dimensions | 610 x 670 mm |
| Motor | 400 V 50 Hz 1,1/1,9 kW |
| Cooling pump | 400 V 50 Hz 75 W |
| Dimensions | 700 x 1100 x 1900 mm |
| Net weight | 375 kg |

## T032DA

### *FLOOR DRILL PRESS WITH DRIVE BELT*

With autofee, coolant system, partially rotating table, with 125mm vice.

NEW PRICE




***INCLUDED ACCESSORIES***

- Drill chuck with key 1 ÷ 16 mm B18
- Spindle drilled MT 3 B18
- Reduction sleeve MT 3/2

| | |
|---|---|
| Max drilling capacity on cast iron with pre-drilling hole | Ø 31,75 mm |
| Max drilling capacity on steel with pre-drilling hole(s235jr) | Ø 31,75 mm |
| Continuous drilling capacity | Ø 25 mm |
| Spindle taper | MT 3 |
| Chuck sizes | 1 ÷ 16 mm B18 |
| Spindle speed | (8) 160 ÷ 2200 rpm |
| Spindle travel | 130 mm |
| Column | Ø 115 mm |
| Feed range | 0,1- 0,16- 0,26 mm/rev |
| Distance spindle axis - column surface | 223 mm |
| Distance between spindle nose and table | 696 mm |
| Distance between spindle nose and base | 1135 mm |
| Table dimensions | 400 x 470 mm |
| Travel of table | 510 mm |
| Slot | 14 mm |
| Base dimensions | 400 x 310 mm |
| Motor | 400 V 50 Hz 0,85 kW/1,1 kW |
| Cooling pump | 400 V 50 Hz 40 W |
| Dimensions | 900 x 545 x 1765 mm |
| Net weight | 340 kg |

## T032

### *FLOOR DRILL PRESS WITH DRIVE BELT*

Partially rotating table, with 125mm vice.

NEW PRICE




***INCLUDED ACCESSORIES***

- Drill chuck with key 1 ÷ 16 mm B18
- Spindle drilled MT 3 B18
- Reduction sleeve MT 3/2

| | |
|---|---|
| Max drilling capacity on cast iron with pre-drilling hole | Ø 31,75 mm |
| Max drilling capacity on steel with pre-drilling hole(s235jr) | Ø 31,75 mm |
| Spindle taper | MT 3 |
| Continuous drilling capacity | Ø 25 mm |
| Chuck sizes | 1 ÷ 16 mm B18 |
| Spindle speed | (9) 160 ÷ 1880 rpm |
| Spindle travel | 130 mm |
| Column | Ø 102 mm |
| Distance spindle axis - column surface | 230 mm |
| Distance between spindle nose and table | 700 mm |
| Distance between spindle nose and base | 1175 mm |
| Table dimensions | 330 x 380 mm |
| Travel of table | 670 mm |
| Slot | 14 mm |
| Base dimensions | 300 x 325 mm |
| Motor | 400 V 50 Hz 1,5 kW |
| Dimensions | 900 x 430 x 1760 mm |
| Net weight | 280 kg |

## T071

### *FLOOR DRILLING MACHINE WITH DRIVE BELT*

Reversible, with tapping function, reversible table with 120mm vice.

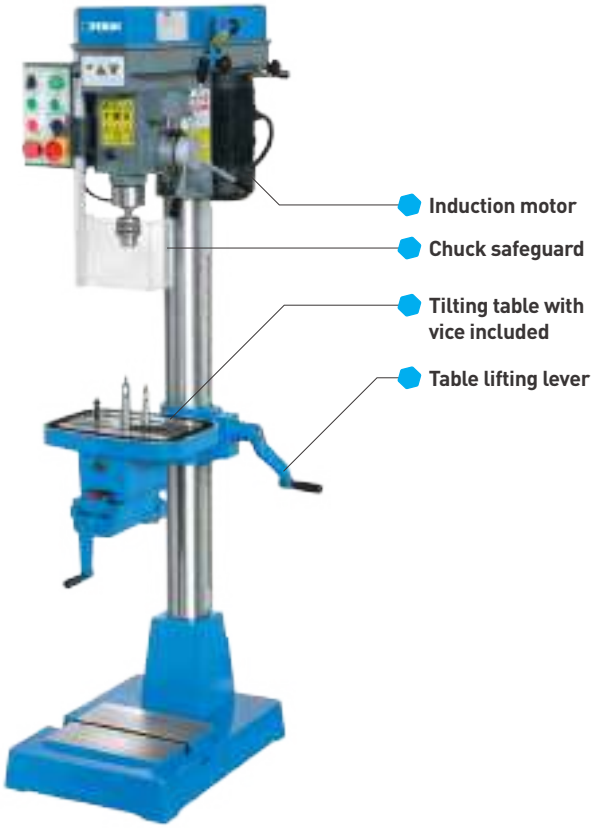


***INCLUDED ACCESSORIES***

- Drill chuck with key 1 ÷ 16 mm B18
- Drill chuck shank MT 3 B18
- Morse taper reduction sleeve MT 3/2
- Morse taper reduction sleeve MT 2/1

| | |
|---|---|
| Max drilling capacity on cast iron with pre-drilling hole | Ø 30 mm |
| Max drilling capacity on steel with pre-drilling hole(s235jr) | Ø 28 mm |
| Continuous drilling capacity | Ø 25 mm |
| Spindle taper | 3 |
| Chuck sizes | 1 ÷ 16 mm B18 |
| Spindle speed | (16) 127 ÷ 2380 rpm |
| Spindle travel | 100 mm |
| Quill | Ø 62 mm |
| Column | Ø 98 mm |
| Distance spindle axis - column surface | 203 mm |
| Distance between spindle nose and table | 145-895 mm |
| Distance between spindle nose and base | 1200 mm |
| Table dimensions | 350 x 280 mm |
| Slot | 12 mm |
| Tilting table | ± 90° |
| Vice | 120 mm |
| Base dimensions | 410 x 560 mm |
| Motor | 400 V 50 Hz 0,5/1 kW |
| Dimensions | 530 x 820 x 1700 mm |
| Net weight | 200 kg |

## 0252/230V & 0252/400V

### *FLOOR DRILL PRESS WITH DRIVE BELT*

New belt tension device, reversible table with integrated sliding vice , drilling depth readout, Led light included. Electrical system with separate 24V circuit for on-board machine controls.

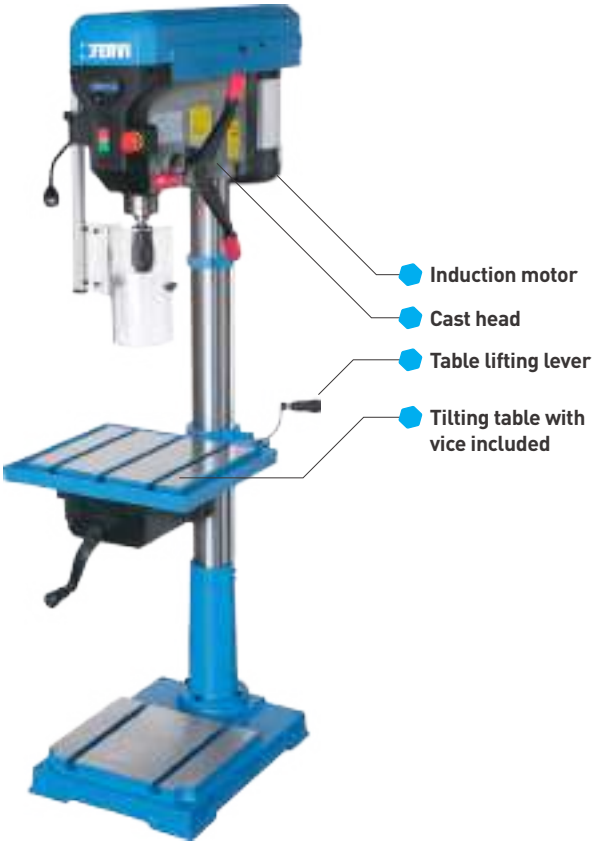


***INCLUDED ACCESSORIES***

- Keyless chuck 1 ÷ 16 B18
- Drill chuck shank MT 4 B18

| | |
|---|---|
| Max drilling capacity on cast iron with pre-drilling hole | Ø 32 mm |
| Max drilling capacity on steel with pre-drilling hole(s235jr) | Ø 28 mm |
| Continuous drilling capacity | Ø 20 mm |
| Spindle taper | 4 |
| Chuck sizes | 1 - 16 mm B18 |
| Spindle speed | (12) 150 ÷ 2450 rpm |
| Spindle travel | 120 mm |
| Quill | Ø 62 mm |
| Column | Ø 92 mm |
| Height | 1720 mm |
| Distance spindle axis - column surface | 255 mm |
| Distance between spindle nose and table | 700 mm |
| Table dimensions | 460 x 425 mm |
| Distance between spindle nose and base | 1220 mm |
| Slot | 14 mm |
| Vice | 210 x 165 mm |
| Motor | 230 V 50 Hz 1,5 kW<br>400 V 50 Hz 1,5 kW |
| Net weight | 136 kg |

## 0754/230V & 0754/400V

### *FLOOR DRILL PRESS WITH DRIVE BELT*

Tilting table. Electrical system with separate 24V circuit for on-board machine controls.

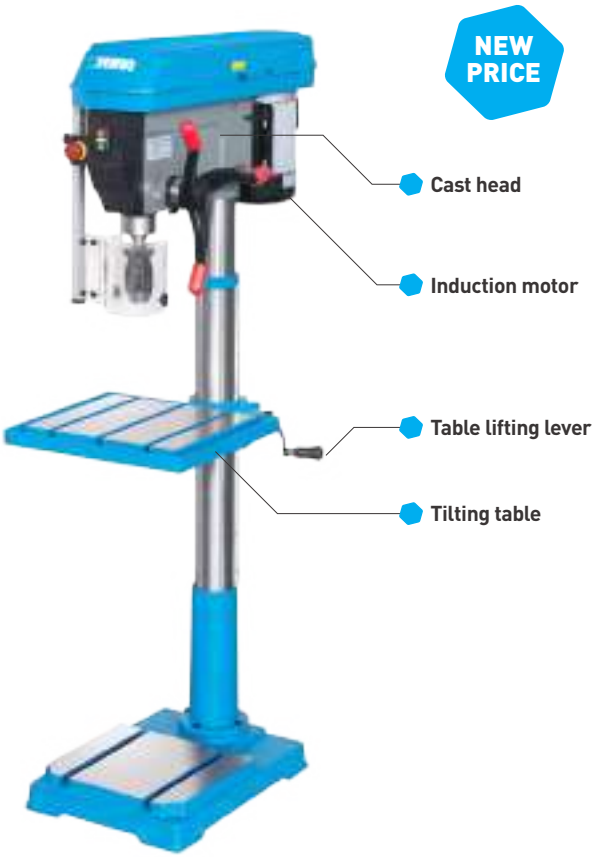


***INCLUDED ACCESSORIES***

- Keyless chuck 5 - 20 mm B22
- Drill chuck shank MT 4 B22

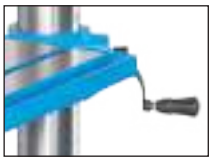

| | |
|---|---|
| Max drilling capacity on cast iron with pre-drilling hole | Ø 32 mm |
| Max drilling capacity on steel with pre-drilling hole(s235jr) | Ø 28 mm |
| Continuous drilling capacity | Ø 20 mm |
| Spindle taper | CM 4 |
| Chuck sizes | 5 - 20 mm B22 |
| Spindle speed | (12) 150 ÷ 2450 rpm |
| Spindle travel | 120 mm |
| Quill | Ø 62 mm |
| Column | Ø 92 mm |
| Height | 1710 mm |
| Distance spindle axis - column surface | 260 mm |
| Table dimensions | 460 x 425 mm |
| Slot | 14 mm |
| Tilting table | ± 45° |
| Motor | 230 V 50 Hz 1,5 kW<br>400 V 50 Hz 1,5 kW |
| Net weight | 126 kg |

## 0752CM3

### *FLOOR DRILL PRESS WITH DRIVE BELT*

Rotating and inclinable table. Electrical system with separate 24V circuit for on-board machine controls.

***INCLUDED ACCESSORIES***

- Keyless chuck 1 ÷ 16 B18
- Drill chuck shank MT 3
- Cones remover
- Allen keys

| | |
|---|---|
| Max drilling capacity on cast iron with pre-drilling hole | Ø 25 mm |
| Max drilling capacity on steel with pre-drilling hole(s235jr) | Ø 20 mm |
| Continuous drilling capacity | Ø 16 mm |
| Spindle taper | CM 3 |
| Chuck sizes | 1 - 16 mm B18 |
| Spindle speed | (16) 220 ÷ 2840 rpm |
| Spindle travel | 80 mm |
| Quill | Ø 47 mm |
| Column | Ø 80 mm |
| Height | 1630 mm |
| Distance spindle axis - column surface | 175 mm |
| Distance between spindle nose and table | 420 mm |
| Distance between spindle nose and base | 1190 mm |
| Table dimensions | 290 x 290 mm |
| Slot | 16 mm |
| Tilting table | ± 45° |
| Turning table | Yes |
| Base dimensions | 460 x 275 mm |
| Motor | 230 V 50 Hz 0,75 kW |
| Dimensions | 300 X 630 X 1630h mm |
| Net weight | 62 kg |

## 0752

### *CM2 VERSION Ø 16 MM*

PLAY

## 0186

### *FLOOR DRILL PRESS WITH DRIVE BELT*

Inclinable and rotating table. Electrical system with separate 24V circuit for on-board machine controls.

***INCLUDED ACCESSORIES***

- Keyless chuck 1 ÷ 16 B16
- Drill chuck shank MT 2

| | |
|---|---|
| Max drilling capacity on cast iron with pre-drilling hole | Ø 20 mm |
| Max drilling capacity on steel with pre-drilling hole(s235jr) | Ø 16 mm |
| Continuous drilling capacity | Ø 12 mm |
| Spindle taper | CM 2 |
| Chuck sizes | 1 - 16 mm B16 |
| Spindle speed | (12) 280 ÷ 2380 rpm |
| Spindle travel | 80 mm |
| Quill | Ø 40 mm |
| Column | Ø 72 mm |
| Height | 1580 mm |
| Distance spindle axis - column surface | 160 mm |
| Distance between spindle nose and base | 1110 mm |
| Table dimensions | Ø 290 mm |
| Tilting table | ± 45° |
| Motor | 230 V 50 Hz 0,65 kW |
| Net weight | 50 kg |

# BENCH DRILLS

**0242**

**0750CM3**

**0260**

**0012**

**0011**

CM

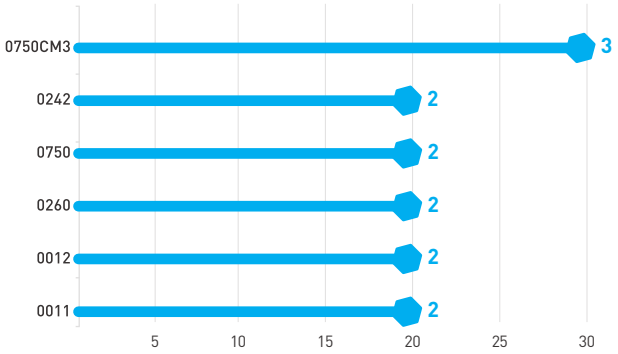


Spindle travel (mm)

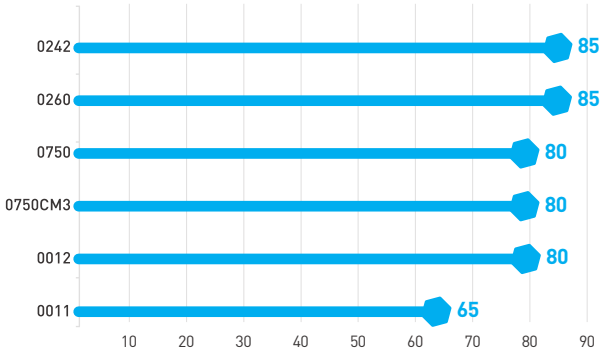


Column diameter (mm)

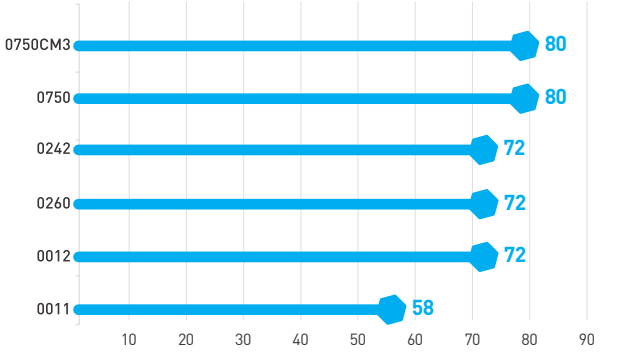


Table dimensions (mm)

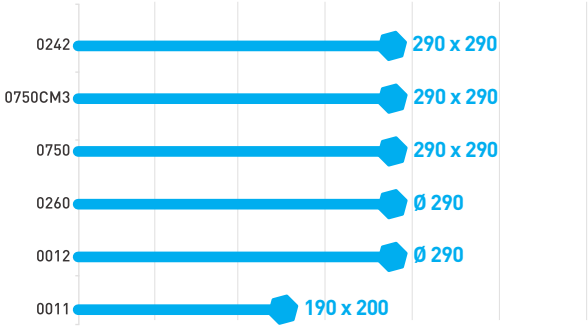

## 0242

### DRILL PRESS WITH DRIVE BELT

New belt tension device, drilling depth readout, Led light included, rotating and inclinable table. Electrical system with separate 24V circuit for on-board machine controls.

#### INCLUDED ACCESSORIES

- Keyless chuck 1 ÷ 16 B18
- Drill chuck shank MT 2

| | |
|---|---|
| Max drilling capacity on cast iron with pre-drilling hole | Ø 25 mm |
| Max drilling capacity on steel with pre-drilling hole(s235jr) | Ø 20 mm |
| Continuous drilling capacity | Ø 16 mm |
| Spindle taper | CM 2 |
| Chuck sizes | 1 - 16 mm B18 |
| Spindle speed | (16) 180 ÷ 2770 rpm |
| Spindle travel | 85 mm |
| Quill | Ø 47 mm |
| Column | Ø 72 mm |
| Height | 990 mm |
| Distance spindle axis - column surface | 180 mm |
| Distance between spindle nose and table | 420 mm |
| Distance between spindle nose and base | 600 mm |
| Table dimensions | 290 x 290 mm |
| Slot | 16 mm |
| Tilting table | ± 45° |
| Motor | 230 V 50 Hz 0,75 kW |
| Net weight | 60 kg |

## 0750CM3

### DRILL PRESS WITH DRIVE BELT

Rotating and inclinable table. Electrical system with separate 24V circuit for on-board machine controls.

#### INCLUDED ACCESSORIES

- Keyless chuck 1 ÷ 16 B18
- Drill chuck shank MT 3
- Cones remover
- Allen keys

| | |
|---|---|
| Max drilling capacity on cast iron with pre-drilling hole | Ø 25 mm |
| Max drilling capacity on steel with pre-drilling hole(s235jr) | Ø 20 mm |
| Continuous drilling capacity | Ø 16 mm |
| Spindle taper | CM 3 |
| Chuck sizes | 1 - 16 mm B18 |
| Spindle speed | (16) 220 ÷ 2840 rpm |
| Spindle travel | 80 mm |
| Quill | Ø 47 mm |
| Column | Ø 80 mm |
| Height | 980 mm |
| Table dimensions | 290 x 290 mm |
| Distance spindle axis - column surface | 175 mm |
| Distance between spindle nose and table | 420 mm |
| Distance between spindle nose and base | 600 mm |
| Slot | 14 mm |
| Tilting table | ± 45° |
| Turning table | Yes |
| Base dimensions | 460 x 275 mm |
| Motor | 230 V 50 Hz 0,75 kW |
| Dimensions | 300 x 630 x 990h mm |
| Net weight | 57 kg |

## 0750

### CM2 VERSION Ø 16 MM

## 0260

### *DRILL PRESS WITH DRIVE BELT*

New belt tension device, drilling depth readout, Led light included, rotating and inclinable table. Electrical system with separate 24V circuit for on-board machine controls.

***INCLUDED ACCESSORIES***

- Keyless chuck 1 ÷ 13 B16
- Drill chuck shank MT 2

| | |
|---|---|
| Max drilling capacity on cast iron with pre-drilling hole | Ø 20 mm |
| Max drilling capacity on steel with pre-drilling hole(s235jr) | Ø 16 mm |
| Continuous drilling capacity | Ø 12 mm |
| Spindle taper | CM 2 |
| Chuck sizes | 1 - 13 mm B16 |
| Spindle speed | (16) 180 ÷ 2770 rpm |
| Spindle travel | 85 mm |
| Quill | Ø 40 mm |
| Column | Ø 72 mm |
| Height | 980 mm |
| Distance spindle axis - column surface | 160 mm |
| Distance between spindle nose and table | 435 mm |
| Distance between spindle nose and base | 625 mm |
| Table dimensions | 290 x 290 mm |
| Slot | 16 mm |
| Tilting table | ± 45° |
| Motor | 230 V 50 Hz 0,55 kW |
| Net weight | 50 kg |

## 0012

### *DRILL PRESS WITH DRIVE BELT*

Inclinable and rotating table. Electrical system with separate 24V circuit for on-board machine controls.




***INCLUDED ACCESSORIES***

- Keyless chuck 1 - 16 mm B16
- Drill chuck arbor MT 2 B16

| | |
|---|---|
| Max drilling capacity on cast iron with pre-drilling hole | Ø 20 mm |
| Max drilling capacity on steel with pre-drilling hole(s235jr) | Ø 16 mm |
| Continuous drilling capacity | Ø 12 mm |
| Chuck sizes | 1 - 16 mm B16 |
| Spindle speed | (12) 280 ÷ 2380 rpm |
| Spindle travel | 80 mm |
| Quill | Ø 40 mm |
| Column | Ø 72 mm |
| Height | 990 mm |
| Distance spindle axis - column surface | 160 mm |
| Distance between spindle nose and table | 435 mm |
| Distance between spindle nose and base | 650 mm |
| Table dimensions | Ø 290 mm |
| Motor | 230 V 50 Hz 0,65 kW |
| Net weight | 48 kg |

## 0011

### *DRILL PRESS WITH DRIVE BELT*

Vertical movement of the table with rack, tilting table. Electrical system with separate 24V circuit for on-board machine controls.

PLAY

***INCLUDED ACCESSORIES***

- Keyless chuck 1 - 13 mm B16

| | |
|---|---|
| Max drilling capacity on cast iron with pre-drilling hole | Ø 13 mm |
| Max drilling capacity on steel with pre-drilling hole(s235jr) | Ø 10 mm |
| Chuck sizes | 1 - 13 mm B16 |
| Spindle speed | (5) 620 ÷ 2620 rpm |
| Spindle travel | 65 mm |
| Quill | Ø 40 mm |
| Column | Ø 58 mm |
| Height | 690 mm |
| Distance spindle axis - column surface | 130 mm |
| Distance between spindle nose and base | 330 mm |
| Table dimensions | 190 x 200 mm |
| Tilting table | ± 45° |
| Motor | 230 V 50 Hz 375 W |
| Dimensions | 315 x 530 x 690h mm |
| Net weight | 25 kg |

## 0518/20

### *MAGNETIC DRILL*

With coolant system for core drills until 20mm with weldon shank ø 19.05mm and straight shank drills until ø 20mm with reduced shank ø 13mm.

PLAY

NEW PRICE

| | |
|---|---|
| Continuous drilling capacity | Ø 20 mm |
| Key chuck | 1.5 ÷ 13 mm B16 |
| Arbor | Weldon Ø 19,05 mm |
| Spindle travel | 165 mm |
| Max working capacity | Ø 20 mm |
| Max. magnetic force | 8500 N |
| Spindle speed | 650 rpm |
| Base dimensions | 155 x 80 mm |
| Motor | 230 V 50 Hz 0,9 kW |
| Dimensions | 300 x 260 x 450 mm |
| BMC | 442 x 395 x 175 mm |
| Net weight | 15 kg |

## 0518/30

### *MAGNETIC DRILL*

With coolant system for core drills until 30mm with weldon shank ø 19.05mm and straight shank drills until ø 20mm with reduced shank ø 13 - 16mm.

NEW PRICE

| | |
|---|---|
| Continuous drilling capacity | Ø 20 mm |
| Key chuck | 3 ÷ 16 mm B16 |
| Arbor | Weldon Ø 19,05 mm |
| Spindle travel | 175 mm |
| Max working capacity | Ø 30 mm |
| Max. magnetic force | 11000 N |
| Spindle speed | 450 rpm |
| Base dimensions | 170 x 90 mm |
| Motor | 230 V 50 Hz 1,1 kW |
| Dimensions | 360 x 280 x 490 mm |
| BMC | 527 x 472 x 242 mm |
| Net weight | 23 kg |

## 0518/50

### *MAGNETIC DRILL*

With coolant system for core drills until 50mm with weldon shank ø 19.05mm, morse taper shank drills mt 3 and straight shank drills until ø 20mm with reduced shank ø 13 - 16mm.

NEW PRICE

| | |
|---|---|
| Continuous drilling capacity | Ø 20 mm |
| Key chuck | 0,8 ÷ 16 mm B18 |
| Spindle taper | 3 |
| Arbor | Weldon Ø 19,05 mm |
| Spindle travel | 220 mm |
| Max working capacity | Ø 50 mm |
| Max. magnetic force | 15000 N |
| Spindle speed | 400 - 600 rpm |
| Base dimensions | 205 x 110 mm |
| Motor | 230 V 50 Hz 1,05 kW |
| Dimensions | 400 x 310 x 475 mm |
| BMC | 587 x 489 x 265 mm |
| Net weight | 35 kg |

## 0518/80

### *MAGNETIC DRILL*

With coolant system for core drills until 80 mm with Weldon shank ø 19.05 mm, morse taper shank drills mt 3 and straight shank drills until ø 20 mm with reduced shank ø 13 - 16 mm.

| | |
|---|---|
| Continuous drilling capacity | Ø 20 mm |
| Spindle taper | 3 |
| Arbor | Weldon Ø 19,05 mm |
| Spindle travel | 280 mm |
| Max. magnetic force | 20000 N |
| Spindle speed | 230 ÷ 770 rpm |
| Motor | 230 V 50 Hz 1,8 kW |
| Base dimensions | 215 x 110 mm |
| Dimensions | 290 x 410 x 550h mm |
| Net weight | 35 kg |

## 0518/38M

### *MAGNETIC TAPPING/DRILL*

With coolant system for core drills until 38mm with weldon shank ø 19.05mm and conical drill bits until ø 20mm. Tapping capacity M3 - M16.

| | |
|---|---|
| Continuous drilling capacity | Ø 20 mm |
| Spindle taper | 2 |
| Arbor | Weldon Ø 19,05 mm |
| Spindle travel | 180 mm |
| Max working capacity | Ø 38 mm |
| Tapping capacity | M3 ÷ M16 |
| Max. magnetic force | 12000 N |
| Spindle speed | 0 ÷ 500 \| 0 ÷ 800 rpm |
| Motor | 230 V 50 Hz 1,05 kW |
| Base dimensions | 205 x 105 mm |
| Dimensions | 280 x 320 x 510h mm |
| Net weight | 20 kg |

## M037/16

NEW

### ELECTRIC TAPPING MACHINE

Articulated arm with 2 joints for quick and precise positioning of the tapping tool. The head is tiltable and the spindle speed is variable, adapting to different machining needs. Equipped with advanced software for automatic management of cutting parameters.

| | |
|---|---|
| Metric threads | M3 - M16 |
| Inch threads | 1/8" - 7/16" |
| Head tilt left and right | 0° - 90° |
| Range of action | Min. 330 mm - Max. 1045 mm |
| Base locating slot | 4 x 90° - Ø100 mm |
| Column | Ø 30 mm |
| Variable spindle speed | 0 - 312 rpm |
| Motor | 230 V 50/60 Hz 0,6 kW |
| Net weight | 32 kg |

## M037/24

NEW

### ELECTRIC TAPPING MACHINE

Articulated arm with 2 joints for quick and precise positioning of the tapping tool. The head is tiltable and the spindle speed is variable, adapting to different machining needs. Equipped with advanced software for automatic management of cutting parameters.

| | |
|---|---|
| Metric threads | M6 - M24 |
| Inch threads | 3/16" - 7/8" |
| Head tilt left and right | 0° - 90° |
| Range of action | Min. 370 mm - Max. 1180 mm |
| Base locating slot | 4 x 90° - Ø100 mm |
| Column | Ø 40 mm |
| Variable spindle speed | 0 - 200 rpm |
| Motor | 230 V 50/60 Hz 1,2 kW |
| Net weight | 49 kg |

## M037/B

NEW

### BENCH FOR ELECTRIC TAPPING MACHINE

Equipped with fixing holes for tapping machines, 3 slots for fixing parts directly on plane. Drawers on bearings. 2 fixed casters and 2 swivel casters with brakes.

| | |
|---|---|
| Dimensions | 900 x 600 x 800h mm |
| Drawer dimensions | 320 x 120 mm |
| Slot | 3 x 16 mm |
| Wheels | 4 x Ø 70 mm |
| Net weight | 92,5 kg |

## M037/BM1000

NEW

### MAGNETIC BASE FOR ELECTRIC TAPPING MACHINE

Equipped with mounting holes for installation of M037/16 and M037/24 tapping machines. Includes a handy quick-release lever that facilitates assembly and disassembly operations. Allows the electric tapping machine to be placed on magnetizable parts so that the machine is portable.

| | | | |
|---|---|---|---|
| Maximum capacity | 1000 kg | | |
| Holes | 4 x M8 | Net weight | 18 kg |
| Slot distance | 70 x 70mm | Dimensions | 200 x 165 x 70h mm |

## M037/BM300

NEW

### MAGNETIC BASE FOR ELECTRIC TAPPING MACHINE

Equipped with mounting holes for installation of M037/16 and M037/24 tapping machines. Includes a handy quick-release lever that facilitates assembly and disassembly operations. Allows the electric tapping machine to be placed on magnetizable parts so that the machine is portable.

| | | | |
|---|---|---|---|
| Maximum capacity | 300 kg | | |
| Holes | 4 x M8 | Net weight | 9,3 kg |
| Slot distance | 70 x 70 mm | Dimensions | 160 x 125 x 68h mm |

# CUTTING BAND SAWS

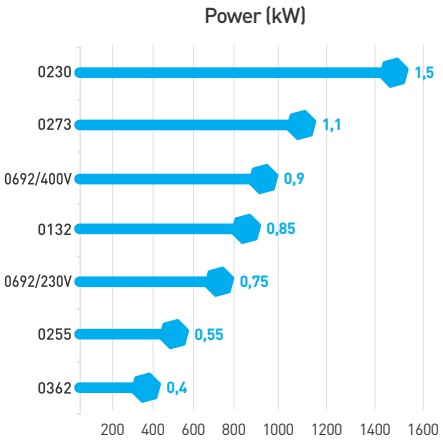


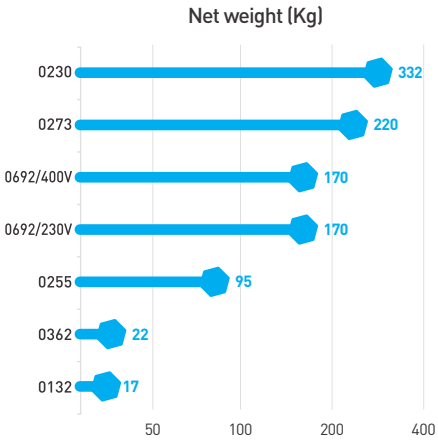


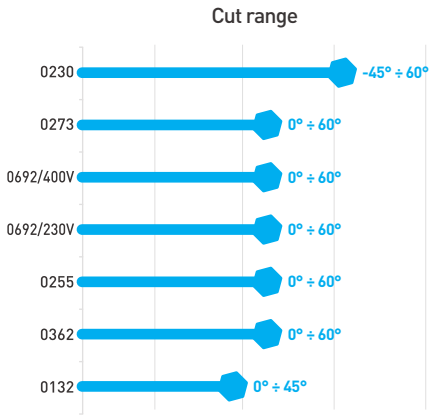


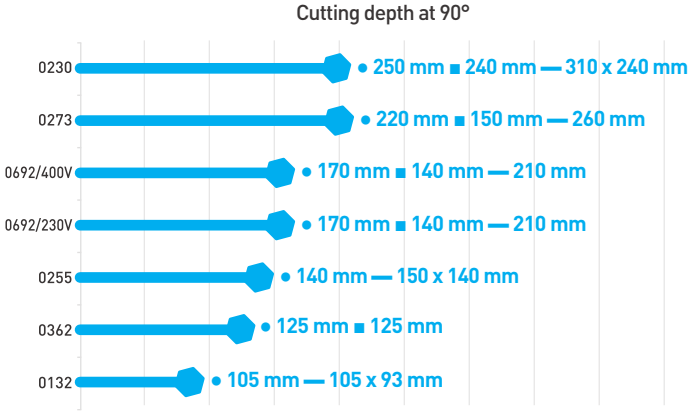




## 0230

### *METAL BAND SAW WITH MANUAL AND HYDRAULIC FEED*

With blade tension regulation tool, coolant system, quick vice.

***INCLUDED ACCESSORIES***

- Blade tension gauge
- Coolant pump
- Quick vice

| | |
|---|---|
| **Blade dimensions** | 2715 x 27 x 0,9 mm |
| **Motor** | 400 V 50 Hz 0,75/1,5 kW |
| **Cutting speed** | 36 - 72 m/min |
| **Cutting angle** | -45° ÷ 60° |
| **Cutting depth at 90°** | ● 250 mm ■ 240 mm ▬ 310 x 240mm |
| **Cutting depth at 45°** | ● 200 mm ■ 170 mm ▬ 190 x 170mm |
| **Jaws** | 145 x 120h mm |
| **Lateral stroke** | 380 mm |
| **Vice opening** | 306 mm |
| **Dimensions** | 1500 x 670 x 1520 mm |
| **Net weight** | 332 kg |

## 0273

### *METAL BAND SAW WITH MANUAL AND HYDRAULIC FEED*

With blade tension regulation tool, coolant system, quick vice.

***INCLUDED ACCESSORIES***

- Blade tension gauge
- Coolant pump
- Quick vice

| | |
|---|---|
| **Blade dimensions** | 2450 x 27 x 0,9 mm |
| **Motor** | 400 V 50 Hz 0,59/1,1 kW |
| **Cutting speed** | 36 - 72 m/min |
| **Cutting angle** | 0° ÷ 60° |
| **Cutting depth at 90°** | ● 220 mm ■ 150 mm ▬ 260 mm |
| **Cutting depth at 45°** | ● 150 mm ■ 145 mm ▬ 150 mm |
| **Cutting depth at 60°** | ● 90 mm ■ 85 mm |
| **Jaws** | 150 x 120 h mm |
| **Vice opening** | 260 mm |
| **Dimensions** | 1720 x 880 x 1810h mm |
| **Net weight** | 220 kg |

## 0692/230V & 0692/400V

### *METAL BAND SAW WITH MANUAL AND HYDRAULIC FEED*

With blade tension regulation tool, coolant system, quick vice.

***INCLUDED ACCESSORIES***

- Blade tension gauge
- Coolant pump
- Quick vice

| | |
|---|---|
| Blade dimensions | 2100 x 20 x 0,9 mm |
| Motor | 230 V 50 Hz 0,75 kW<br>400 V 50 Hz 0,75 kW |
| Cutting speed | 65 m/min |
| Cutting angle | 0° ÷ 60° |
| Cutting depth at 90° | ● 170 mm ■ 140 mm — 210 mm |
| Cutting depth at 45° | ● 120 mm ■ 95 mm — 140 mm |
| Vice opening | 260 mm |
| Dimensions | 1500 x 800 x 1620h mm |
| Net weight | 170 kg |

## 0255

### *METAL BAND SAW*

With coolant system, quick vice, base with cabinet tools.

NEW PRICE

***INCLUDED ACCESSORIES***

- Base for tool stock
- Coolant pump
- Quick vice

| | |
|---|---|
| Blade dimensions | 1735 x 13 x 0,65 mm |
| Motor | 230 V 50 Hz 0,55 kW |
| Cutting angle | 0 ÷ 60° |
| Cutting speed | 34 m/min |
| Cutting depth at 90° | — 150 x 140 mm ● 140 mm |
| Cutting depth at 45° | — 140 x 105 mm ● 105 mm |
| Base dimensions | 470 x 700 mm |
| Dimensions | 530 x 1000 x 1260h mm |
| Net weight | 95 kg |

## 0362

### *ELECTRONIC CUTTING BAND SAW FOR BENCH*

With brushless motor and variable cutting speed adjustment.

| | |
|---|---|
| Blade dimensions | 1435 x 12,7 x 0,65 mm |
| Motor | 230 V 50/60 Hz 400 W |
| Cutting speed | 35 ÷ 80 m/min |
| Cutting angle | 0° ÷ 60° |
| Cutting depth at 90° | ● 125 mm ■ 125 mm |
| Cutting depth at 45° | ● 76 mm ■ 76 mm |
| Dimensions | 700 x 360 x 450h mm |
| Net weight | 22 kg |

## 0132

### *CUTTING BAND SAW*

Bench type, easy to carry, with two cutting speed.

| | |
|---|---|
| Blade dimensions | 1335 x 12,7 x 0,65 mm |
| Speed | (2) 60 \| 80 m/min |
| Cutting angle | 0° ÷ 45° |
| Motor | 230 V 50/60 Hz 0,850 kW |
| Cutting depth at 90° | ● 105 mm — 105 x 93 mm |
| Cutting depth at 45° | ● 72 mm — 70 x 60 mm |
| Net weight | 17 kg |

## 0642

### *CUT-OFF MACHINE*

For dry cutting of metals,
with disc protection guard.

| | |
|---|---|
| Motor | 230 V 50 Hz 2 kW |
| Disc dimensions | 355 x 3,0 x 25,4 mm |
| Disc speed | 3800 rpm |
| Cutting angle | ± 45° |
| Cutting capacity | ■ 100 x 100 mm — 200 x 40 mm ● 100 mm |
| Vice opening | 155 mm - 190 mm - 230 mm |
| Net weight | 19 kg |

## 0133

### *ROLLER STAND*

| | |
|---|---|
| Roller shaft diameter | Ø 52 x 350 mm |
| Height | 690 / 1200 mm |
| Maximum capacity | 800 kg |
| Net weight | 15 kg |

## R003/09

### *PANTOGRAPH ROLLER CONVEYOR*

| | | | |
|---|---|---|---|
| Capacity | 130 kg | Height | 610 ÷ 950 mm |
| Roller dimensions | Ø 50 x 485 mm | Size | 1460 x 660 x 950h mm |
| Length | 485 ÷ 1400 mm | Net weight | 31 kg |

## R001-

### *ADJUSTABLE HEIGHT ROLLER STAND*

With independent height adjustment feet.



| Art. | Dimensions | Rollers distance | Roller dimensions | Height | Maximum capacity | Net weight |
|---|---|---|---|---|---|---|
| R001/04 | 1000 x 460 mm | 260 mm | Ø 60 x 360 mm M12 | 580 / 1030 mm | 400 kg | 23 kg |
| R001/07 | 2000 x 450 mm | 250 mm | Ø 60 x 360 mm M12 | 590 / 1050 mm | 400 kg | 37 kg |

## 0565

### *FLEXIBLE SHAFT GRINDER*

With foot speed variator.

| | |
|---|---|
| Precision key type chuck | 0 - 4 mm |
| Variable speed | 500 ÷ 22000 rpm |
| Flexible shaft length | 900 mm |
| Motor | 230 V 50 Hz 185 W |

## 0568

### *MULTI CUTTING POWER TOOLS SET*

With adjustable stand and flexible shaft grinder.

PLAY

| | |
|---|---|
| Precision key type chuck | Ø 3 mm |
| Variable speed | 8000 ÷ 32500 rpm |
| Flexible shaft length | 1000 mm |
| Stand height | 650 mm |
| Clamp capacity | 65 mm |
| Motor | 230 V 50 Hz 135 W |

# GRINDERS

**0554 & 0554/400V**

**0552 & 0552/400V**

**0556**

**0553**

**0551**

**0377**

**S503**

**S510**

**S023**

**S383**

**0510**

**0023**

**0503**

**0383**

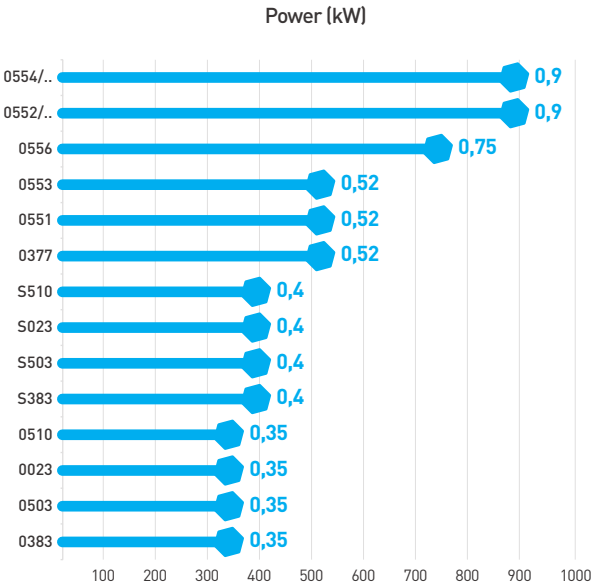


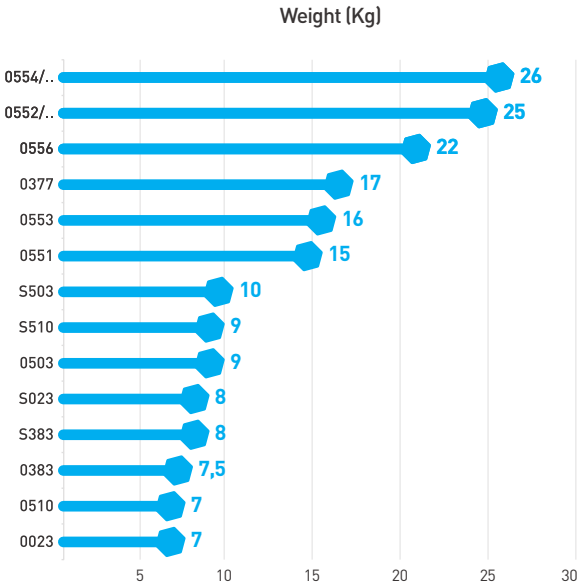

## 0554 & 0554/400V

### *PROFESSIONAL COMBINED BENCH GRINDER*

Grinding wheel protection screen. Bracket for workpiece support.

| | |
|---|---|
| **Brush** | 2950 rpm - Ø 200 x 25 x 20 mm |
| **Dry grinding wheel** | 2950 rpm - Ø 200 x 25 x 20 mm GR36 |
| **Motor** | 230 V 50 Hz 0,9 kW<br>400 V 50 Hz 0,9 kW |
| **Usage type** | S2 - 10 min |
| **Net weight** | 26 kg |

## 0552 & 0552/400V

### *PROFESSIONAL BENCH GRINDER*

Grinding wheel guards. Workpiece support square.

| | |
|---|---|
| **Dry grinding wheel** | 2950 rpm - Ø 200 x 25 x 20 mm GR36 - GR80 |
| **Motor** | 230 V 50 Hz 0,9 kW<br>400 V 50 Hz 0,9 kW |
| **Usage type** | S2 - 10 min |
| **Net weight** | 25 kg |

## 0556

### *PROFESSIONAL COMBINED BENCH GRINDER WITH LONG ARMS*

Grinding wheel protection screen. Bracket for workpiece support.

| | |
|---|---|
| **Brush** | 2950 rpm - Ø 200 x 25 x 20 mm |
| **Dry grinding wheel** | 2950 rpm - Ø 200 x 25 x 20 mm GR36 |
| **Motor** | 230 V 50 Hz 0,75 kW |
| **Usage type** | S2 - 10 min |
| **Distance between wheels** | 510 mm |
| **Net weight** | 22 kg |

## 0553

### *PROFESSIONAL COMBINED BENCH GRINDER*

Robust and reliable, wheel protection devices, workpiece support bracket.

| | |
|---|---|
| **Brush** | 2950 rpm - Ø 150 x 20 x 16 mm |
| **Dry grinding wheel** | 2950 rpm - Ø 150 x 20 x 16 mm GR36 |
| **Motor** | 230 V 50 Hz 0,52 kW |
| **Usage type** | S2 – 10 min |
| **Dimensions** | 440 x 170 x 225 mm |
| **Net weight** | 16 kg |

## 0551

### *PROFESSIONAL BENCH GRINDER*

Grinding wheel protection screen. Bracket for workpiece support.

| | |
|---|---|
| **Dry grinding wheel** | 2950 rpm - Ø 150 x 20 x 16 mm GR36 - GR80 |
| **Motor** | 230 V 50 Hz 0,52 kW |
| **Usage type** | S2 - 10 min |
| **Dimensions** | 440 x 170 x 225 mm |
| **Net weight** | 15 kg |

## 0377

### *COMBINED BENCH GRINDER*

Grinding wheel protection screen. Bracket for workpiece support.

| | |
|---|---|
| **Dry grinding wheel** | 2950 rpm - Ø 150 x 20 x 16 mm GR80 |
| **Wet grinding wheel** | 130 rpm - Ø 200 x 40 x 20 mm GR80 |
| **Motor** | 230 V 50 Hz 0,52 kW |
| **Usage type** | S2 - 10 min |
| **Net weight** | 17 kg |

## S503

### *WET DRY BENCH GRINDER*

With wet grinding wheel and dry grinding wheel.

| | |
|---|---|
| **Dry grinding wheel** | 2950 rpm - Ø 150 x 20 x 16 mm GR80 |
| **Wet grinding wheel** | 130 rpm - Ø 200 x 40 x 20 mm GR80 |
| **Motor** | 230 V 50 Hz 400 W |
| **Usage type** | S2 - 10 min |
| **Net weight** | 10 kg |

## S510

### *BENCH GRINDER WITH BRUSH*

With brush and grinding wheel.

| | |
|---|---|
| **Brush** | 2950 rpm - Ø 150 x 20 x 16 mm |
| **Dry grinding wheel** | 2950 rpm - Ø 150 x 20 x 16 mm GR36 |
| **Motor** | 230 V 50 Hz 400 W |
| **Usage type** | S2 - 10 min |
| **Net weight** | 9 kg |

## S023

### *BENCH GRINDER*

With two grinding wheels of different grain.

| | |
|---|---|
| **Dry grinding wheel** | 2950 rpm - Ø 150 x 20 x 16 mm GR36 - GR80 |
| **Motor** | 230 V 50 Hz 400 W |
| **Usage type** | S2 - 10 min |
| **Net weight** | 8 kg |

## S383

### *BENCH GRINDER WITH BELT*

Grinding wheel protection screen.
Bracket for workpiece support.

| | |
|---|---|
| **Dry grinding wheel** | 2950 rpm Ø 150 x 20 x 16 mm GR36 |
| **Belt** | 50 x 686 mm GR100 |
| **Motor** | 230 V 50 Hz 400 W |
| **Usage type** | S2 - 10 min |
| **Net weight** | 8 kg |

## 0510

### *BENCH GRINDER WITH BRUSH*

With grinding wheel and brush. Bracket for supporting pieces. Holes for fixing on the bench.

| | |
|---|---|
| **Brush** | 2950 rpm - Ø 150 x 20 x 12,7 mm |
| **Dry grinding wheel** | 2950 rpm - Ø 150 x 20 x 12,7 mm GR36 |
| **Motor** | 230 V 50 Hz 350 W |
| **Usage type** | S2 - 10 min |
| **Net weight** | 7 kg |

## 0023

### *BENCH GRINDER*

Grinding wheel protection screens. Bracket for piece support.

PLAY

| | |
|---|---|
| **Dry grinding wheel** | 2950 rpm - Ø 150 x 20 x 12,7 mm GR36 - GR80 |
| **Motor** | 230 V 50 Hz 350 W |
| **Usage type** | S2 - 10 min |
| **Net weight** | 7 kg |

## 0503

### *WET DRY BENCH GRINDER*

With water grinding wheel and dry grinding wheel.

| | |
|---|---|
| **Dry grinding wheel** | 2950 rpm - Ø 150 x 20 x 12,7 mm GR80 |
| **Wet grinding wheel** | 130 rpm - Ø 200 x 40 x 20 mm GR80 |
| **Motor** | 230 V 50 Hz 350 W |
| **Usage type** | S2 - 10 min |
| **Net weight** | 9 kg |

## 0383

### *BENCH GRINDER WITH BELT*

Grinding wheel protection screen.
Bracket for workpiece support.

| | |
|---|---|
| **Dry grinding wheel** | 2950 rpm Ø150 X 20 X Ø12.7 mm GR36 |
| **Belt** | 50 x 686 mm GR100 |
| **Motor** | 230 V 50 Hz 350 W |
| **Usage type** | S2 - 10 min |
| **Net weight** | 7,5 kg |

## 0555

### *GRINDING WHEEL STAND*

Heavy duty.

| | |
|---|---|
| **Height** | 760 mm |
| **Column** | Ø 75 mm |
| **Table dimensions** | 320 x 210 mm |
| **Net weight** | 13,5 kg |

## 0106

### *GRINDING WHEEL STAND*

Light duty.

| | |
|---|---|
| **Height** | 760 mm |
| **Column** | Ø 75 mm |
| **Table dimensions** | 320 x 210 mm |
| **Net weight** | 11 kg |

## 0316

### *POWER CHAINSAW SHARPENER*

With chain feed lever.
Grinding wheel protection screen.

| | |
|---|---|
| **Pink grinding wheel** | Ø 145 x 4,7 x 22,3 mm<br>Ø 145 x 3,2 x 22,3 mm |
| **Sharpening** | +30° / -35° |
| **For chains** | 1/4" - 0,235" - 3/8" - 0,404" - 3/4" |
| **Motor** | 230 V 50 Hz 230 W |
| **Net weight** | 5 kg |

## 0502

### *POWER CHAINSAW SHARPENER*

With chain feed lever. Grinding wheel protection screen.

| | |
|---|---|
| **Pink grinding wheel** | Ø 100 x 4,5 x 10 mm |
| **Sharpening** | ±35° |
| **For chains** | 1/4" - 0,325" - 3/8" - 0,404" |

| | |
|---|---|
| **Motor** | 230 V 50 Hz 250 W |
| **Speed** | 7500 rpm |
| **Usage type** | intermittent S2 |

## 0770

### *PROFESSIONAL WATER-COOLED SHARPENING MACHINE*

For sharpening knives, scissors, gouges, chisels and most common cutting tools. Water tank for workpiece cooling. Universal tool grinding device. Angle gauge for adjusting the grinding angle.

| | |
|---|---|
| Motor | 90 rpm \| 230 V \| 50 Hz \| 200 W |
| Rotation speed of the wheels | 90 rpm |
| Wet grinding wheel | Ø 250 x 50 x Ø 32 mm |
| Grit | 220 |
| Dry grinding wheel | Ø 200 x 30 x Ø 12 mm |
| Net weight | 17 kg |

## A003/32

### *TWIST DRILLS GRINDING MACHINE*

With ER collets for the twist drills and inclination device of the cutting edges, thinning of the core for greater precision. Possibility of sharpening carbide twist drills with optional grinding wheel.

NEW PRICE

| | |
|---|---|
| Grinding capacity | 3 ÷ 32 mm |
| Tilting tip | 95° ÷ 135° / 85° ÷ 140° |
| Speed | 4400 rpm |
| Motor | 230 V 50 Hz 250 W |
| Dimensions | 400 x 260 x 300 mm |
| Net weight | 36 kg |

## A003/13A

### *TWIST DRILL GRINDING MACHINE*

With ER collets for the twist drills and inclination device of the cutting edges, thinning of the core for greater precision. Possibility of sharpening carbide twist drills with optional grinding wheel.

PLAY

NEW PRICE

| | |
|---|---|
| Grinding capacity | 3 ÷ 13 mm |
| Tilting tip | 95° ÷ 135° |
| Speed | 4400 rpm |
| Motor | 230 V 50 Hz 120 W |
| Dimensions | 320 x 180 x 190 mm |
| Net weight | 8,5 kg |

## A0132A

### *TWIST DRILL GRINDING MACHINE*

| | |
|---|---|
| Grinding capacity | 3 ÷ 20 mm |
| Tilting tip | 90° ÷ 140° |
| Speed | 7000 rpm |
| Motor | 230 V 50 Hz 0,6 kW |
| Dimensions | 500 x 230 x 250 mm |
| Net weight | 21 kg |

## A004/14

### *END MILL GRINDING MACHINE*

With ER collets, suitable for sharpening mills with 2, 3 and 4 cutting edges. Possibility to sharpen hard metal millis with optional grinding wheel.

| | |
|---|---|
| Grinding capacity | 4 ÷ 14 mm |
| Speed | 4400 rpm |
| Motor | 230 V 50 Hz 200 W |
| Dimensions | 350 x 230 x 240 mm |
| Net weight | 12,6 kg |

## A004/20

### *END MILL GRINDING MACHINE*

With ER collets, suitable for sharpening mills with 2, 3 and 4 cutting edges. Possibility to sharpen hard metal millis with optional grinding wheel.

| | |
|---|---|
| Grinding capacity | 4 ÷ 20 mm |
| Speed | 4400 rpm |
| Motor | 230 V 50 Hz 200 W |
| Dimensions | 350 x 230 x 240 mm |
| Net weight | 16 kg |

## 0804

### *MANUAL GRINDER FOR SAW BLADE*

| | |
|---|---|
| Grinding capacity | Ø 80 ÷ 700 mm |
| Speed | 2850 rpm |
| Motor | 230 V 50 Hz 250 W |
| Net weight | 29 kg |

## A003/32CBN
### *CBN WHEEL*
For HSS twist drills from 13.1 to 32mm.

**Dimensions** 125 x 20 x 19 mm

## A003/32SDC
### *DIAMOND GRINDING WHEEL IN SDC*
For hard metal twist drills from 13.1mm to 32mm.

**Dimensions** 125 x 20 x 19 mm

## A003/32CBN13 NEW
### *CBN WHEEL*
For HSS twist drills up to 13 mm.

## A003/32SDC13 NEW
### *DIAMOND GRINDING WHEEL IN SDC*
For hard metal twist drills up to 13mm.

## A003/13ACBN
### *CBN WHEEL*
For HSS twist drills from 3 to 13mm.

**Dimensions** 78,50 x 10 x 12,7 mm

## A003/13ASDC
### *SDC WHEEL*
For hard metal twist drills from 3 to 13mm.

**Dimensions** 78,50 x 10 x 12,7 mm

## A0132A/MR
### *PINK GRINDING WHEEL*
Thread M 8, ø 40 x 38mm inner ø 26mm.

## A0132A/MB
### *WHITE GRINDING WHEEL*
Thread M8, ø 40 x 38mm inner ø 26mm.

## 0804/MD
### *DIAMOND WHEEL*
125 x 10 x F32 x 8 mm.

## A004/14CBN
### *CBN WHEEL*
For HSS end mills from 4 to 14mm.

## A004/14SDC
### *SDC WHEEL*
For hard metal end mills from 4 to 14mm.

## A004/20CBN
### *SET OF 2 CBN WHEELS*
For HSS end mills from 4 to 20mm.

## A004/20SDC
### *SET OF 2 SDC WHEELS*
For hard metal end mills from 4 to 20mm.

## 0770/MC
### *LEATHER GRINDING WHEEL*
For finishing sharpening of knives, chisels and for most common cutting tools. Compatible with art.0770.

**Dimensions** Ø 200 x 30 x Ø 12 mm

## 0770/MA
### *ABRASIVE WHEEL*
For rough grinding of knives, chisels and most common cutting tools. Compatible with art.0770

**Dimensions** Ø 250 x 50 x Ø 32 mm
**Grit** 220

## 0691/400V

### *TILTING BELT SANDER*

The rubberized rollers and graphite support bearings provide an even torque throughout use and guarantee the belt's alignment, which can be corrected if necessary using the adjustment knob. The belt is easy to replace via the quick-change mechanism, avoiding unnecessary wasted time. The sander can be tilted quickly thanks to the quick-release lever, allowing you to carry out complex work in comfort.

| | |
|---|---|
| Belt dimensions | 2000 x 150 mm |
| Speed | (2) 18-37 m/sec |
| Three-phase motor | 400 V 50 Hz 4 kW |
| Net weight | 110 kg |
| Dimensions | 560 x 1000 x 1010h mm |

## 0701

### *TILTING BELT SANDER*

The rubberized rollers and graphite support bearings provide an even torque throughout use and guarantee the belt's alignment, which can be corrected if necessary using the adjustment knob. The belt is easy to replace via the quick-change mechanism, avoiding unnecessary wasted time. The sander can be tilted quickly thanks to the quick-release lever, allowing you to carry out complex work in comfort.

| | |
|---|---|
| Belt dimensions | 2000 x 150 mm GR80 |
| Speed | (2) 15-30 m/sec |
| Motor | 400 V 50 Hz 2,4/2,8 kW |
| Dimensions | 1000 x 540 x 610h mm |
| Net weight | 84 kg |

## 0662

### *TILTING BELT SANDER WITH BENCH*

Bench to be assembled.

PLAY

| | |
|---|---|
| Belt dimensions | 1219 x 152 mm |
| Disc diameter | Ø 230 mm |
| Working table dimensions | 330 x 152 mm |
| Belt speed | 330 m/min |
| Disc speed | 1940 rpm |
| Dimensions | 710 x 510 x 1000h mm |
| Motor | 230 V 50 Hz 0,75 kW |
| Net weight | 54 kg |

## 0560

### *BENCH CHAMFERING MACHINE*

**SPUN13P**

*SPARE PART INSERT*

| | |
|---|---|
| Chamfer | 45° 0 - 5 mm |
| Speed | 2800 rpm |
| Motor | 230 V 50 Hz 250 W |
| Table dimensions | 2 - 400 x 50 mm |
| Mill size | Ø 80 mm - Z 8 |
| Insert | SPUN13P |
| Net weight | 21 kg |

## 0022

### *PORTABLE CHAMFERING MACHINE*

**SPUN13P**

*SPARE PART INSERT*

| | |
|---|---|
| Chamfer | 15° - 45° 0 - 5 mm |
| Speed | 2950 rpm |
| Motor | 230 V 50 Hz 250 W |
| Plate Dimensions | 2 - 200 x 50 mm |
| Mill size | Ø 80 mm - Z 8 |
| Insert | SPUN13P |
| Net weight | 11,5 kg |

## 0285/75

### *ELECTRIC SLIP ROLLING MACHINE*

With 3 steel rollers with hardness HRC52, safety rope with 3 functions micro switch, mobile controls with double control pedals forward/backward and mushroom emergency switch.

| | |
|---|---|
| Bed length | 1300 mm |
| Max thickness | 1,5 mm |
| Roller diameter | 75 mm |
| Three-phase motor | 400 V 50 Hz 0,75 kW |
| Net weight | 375 kg |

## 0334/0750

### *SHEAR PRESS BRAKE AND SLIP ROLL*

Versatile and strong machine, suitable for making prototypes.

| | |
|---|---|
| Bed length | 750 mm |
| Max shearing, bending and rolling thickness | 1,0 mm |
| Bending angle | 90° |
| Min. rolling ø | 44 mm |
| Dimensions | 980 x 370 x 550 mm |
| Net weight | 260 kg |

## 0334/1000

### *SHEAR PRESS BRAKE AND SLIP ROLL*

Versatile and strong machine, suitable for making prototypes.

| | |
|---|---|
| Bed length | 1000 mm |
| Max shearing, bending and rolling thickness | 1,0 mm |
| Bending angle | 90° |
| Min. rolling ø | 48 mm |
| Dimensions | 1335 x 455 x 620 mm |
| Net weight | 317 kg |

## C022/100

### *ROLL FORMING MACHINE*

With 3 rollers, removable central roller to create complete tubes.

| | |
|---|---|
| Max length | 1000 mm |
| Max thickness | 2 mm |
| Roller diameter | 60 mm |
| Net weight | 200 kg |

## 0776

### *ROLL FORMING MACHINE*

With 3 rollers, with bench equipped with a shelf, removable central roller to create complete tubes.

| | |
|---|---|
| Max length | 1000 mm |
| Max thickness | 0,8 mm |
| Roller diameter | 50 mm |
| Net weight | 105 kg |

## 0776/610

### *ROLL FORMING MACHINE*

3-roller, bench-top, removable central roller to create complete tubes.

| | |
|---|---|
| Max length | 610 mm |
| Max thickness | 0,8 mm |
| Roller diameter | 38 mm |
| Net weight | 37 kg |

## 0235

### *MINI HAND ROLL FORMING MACHINE*

With 3 rollers, vice not included.

| | |
|---|---|
| Max length | 300 mm |
| Max thickness | 2,5 mm |
| Roller diameter | 30 mm |
| Net weight | 10 kg |

## P008/102

### *MANUAL BENDING MACHINE*

High efficiency due to top segmented knife, strong and reliable structure.

| | |
|---|---|
| Max length | 1020 mm |
| Max. shearing thickness | 2 mm |
| Max bending angle | 135° |
| Net weight | 334 kg |

## 0775
### *BENDING MACHINE*

| | |
|---|---|
| Max length | 1000 mm |
| Max. shearing thickness | 1,2 mm |
| Max bending angle | 140° |
| Net weight | 130 kg |

## 0483
### *MINI HAND BRAKE*

Interchangeable blade, max bending width on handle side 50mm, vice not included.

| | |
|---|---|
| Working length | 270 mm |
| Max. shearing thickness | 2,5 mm |
| Net weight | 10 kg |

## T034/105
### *SHEAR MACHINE WITH STAND*

With integrated goniometer, adjustable cutting end stop and bench in assembly kit.

| | |
|---|---|
| Bed length | 1050 mm |
| Max. bending thickness | 1,25 mm |
| Cutting capacity with adjustment | 0 ÷ 500 mm |
| Dimensions | 1290 x 1300 x 1080 mm |
| Net weight | 220 kg |

## T034/065
### *SHEAR MACHINE BENCH TYPE*

With integrated goniometer and adjustable cutting end stop.

| | |
|---|---|
| Bed length | 650 mm |
| Max. bending thickness | 1,5 mm |
| Cutting capacity with adjustment | 0 ÷ 500 mm |
| Dimensions | 890 x 1300 x 450 mm |
| Net weight | 145 kg |

## 0773-
### *HAND SHEAR*

## 0773/10L
### *BLADE SET*

## 0773/05L
### *BLADE SET*

| Art. | Dimensions | Base dimensions | Handle length | Blade length | Flat bar | Plate thicknesser | Round | Net weight |
|---|---|---|---|---|---|---|---|---|
| 0773/05 | 290 x120 x 240 mm | 240 x 90 mm | 410 mm | 130 mm | 38 x 3 mm | 0,5 ÷ 3 mm | Ø 6 mm | 10 kg |
| 0773/10 | 420 x 120 x 390 mm | 400 x 90 mm | 800 mm | 250 mm | 70 x 3 mm | 0,5 ÷ 3 mm | Ø 6 mm | 19 kg |

## 0892

### MINI HAND SHEAR BRAKE

Interchangeable blade, vice not included.

| | |
|---|---|
| Working length | 200 mm |
| Max. bending thickness | 1 mm |
| Max. shearing thickness | 1 mm |
| Net weight | 17 kg |

## 0668

### FORGING FURNACE

Easy to use, quick ignition, no injurious emissions, rear door to heat the iron bar center. Isolation chamber in fibreceramics. Regulator, non-return valve and thermocouple equipped.

| | |
|---|---|
| Working temperature | 1300° C ÷ 1400° C |
| Max working capacity | Ø 70 mm / Ø 50 mm |
| Power | G.P.L. |
| Consumption | 0,05 - 1,5 kg/h |
| Internal dimensions | 280 x 210 x 100h mm |
| External Dimensions | 400 x 260 x 250h mm |
| Net weight | 25 kg |

## C076/30

### MOTORIZED 3 ROLL PIPE & PROFILE BENDING MACHINES

Horizontal and vertical operation for pipes, profiles and bars.

| | |
|---|---|
| Roller shaft diameter | 30 mm |
| Upper roller diameter | 148 mm |
| Lower rollers diameter | 148 mm |
| Round speed | 4,8 ÷ 7,2 m/min |
| Three-phase motor | 400 V 50 Hz 1,1 kW |
| Dimensions | 620 x 1100 x 1360 mm |
| Net weight | 230 kg |

## 0721

### MANUAL SPIRAL IRON BENDER

For cold bending, with blocks to speed up and standardize operations. Length-adjustable lever, with rollers for rods and plates already included to make different radii of curvature. Possibility of creating both dry folds and curves and use with pipes.

| | |
|---|---|
| Roller diameter | 2x Ø 24, 30, 37, 43, 49, 62, 75 mm |
| Round bar | Steel, Aluminum, Copper Ø 16 mm<br>Stainless Steel Ø 14 mm |
| Flat bar | 10 x 50 mm<br>Sharp edge 6 x 50 mm |
| Square | 14 x 14 mm |
| Round pipe | G 3/4" |
| Handle length | 1000 mm Max |
| Net weight | 30 kg |

## 0197

### UNIVERSAL BENDER

For cold bending, with blocks to speed up and standardize operations, with ergonomic handle.

| | |
|---|---|
| Round bar | Steel, Copper 16 mm \| Wrought Iron 12 mm \| Aluminum 18 mm |
| Flat bar | 30 x 8 mm |
| Square | Steel, Copper 13 x 13 mm \| Wrought iron 10 x 10 mm \| Aluminum 15 x 15 mm |
| Net weight | 22 kg |

## 0102

### IRON BENDER

For cold and hot bending. with blocks to speed up and standardize operations and ergonomic handle.

| | |
|---|---|
| Round bar | Cold 22 mm \| Heated 27 mm |
| Square | Cold 20 mm \| Heated 25 mm |
| Flat bar | Steel 100 x 8 mm \| Copper 100 x 15 mm |
| Net weight | 30 kg |

## 0113

### *SPIRAL BENDER*

For cold bending with piece stop and ergonomic handle.

| | |
|---|---|
| Iron | Cold |
| Round bar | 10 mm |
| Flat bar | 10 x 30 mm |
| Square | 10 mm |
| Dies | 80 mm \| 125 mm \| 200 mm |
| Net weight | 25 kg |

## 0893

### *HYDRAULIC PIPE BENDER 1\2" - 2"*

With 2 speeds pump.

| | |
|---|---|
| Dies | 1/2" 3/4" 1" 1-1/4" 1-1/2" 2"gas |
| Capacity | 10 tons N |
| Ram stroke | 250 mm |
| Net weight | 48 kg |

## 0722

### *MANUAL PIPE BENDER*

For cold bending, for large pipes, with a system that avoids the collapse of the pipe, for the creation of simple or complex curves, with indication of the bend angle, lever included. Ratchet operation to exert maximum force.

| | |
|---|---|
| Dies | 25,4 -38,1 - 44,5 mm |
| Min. bending radius | 75 - 125 - 150 mm |
| Max thickness | 3 mm |
| Round pipe | Ø 20 ÷ 50 mm |
| Max bending angle | 120° |
| Handle length | 1000 mm |
| Net weight | 65 kg |

## 0719

### *MANUAL PIPE BENDER*

For cold bending, with a system that avoids the collapse of the pipe, for the creation of simple or complex curves, with blocks to speed up and standardize operations.

| | |
|---|---|
| Dies | 14-16-18-20-22-25 mm |
| Min. bending radius | 4x pipe Ø, 56-100 mm |
| Max thickness | 2 mm |
| Round pipe | Steel, Aluminum, Copper Ø 25 mm \| Stainless Steel Ø 22 mm |
| Square | 20 x 20 mm |
| Net weight | 46 kg |

## 0723

### *PORTABLE MANUAL PIPE BENDER*

For cold bending, with a system that avoids the collapse of the pipe, for the creation of simple or complex curves.

| | |
|---|---|
| Dies | 8 |
| Round pipe | 3/8" - 1/2" - 9/16" - 5/8" - 3/4" - 7/8" |
| Square pipe | 3/4" - 1" |
| Thickness | 0,8 ÷ 1,2 mm |
| Max bending angle | 180° |
| Handle length | 420 ÷ 600 mm |
| Net weight | 25 kg |

## 0292-

### *COPPER PIPE BENDER*

0292

| Art. | Sizes |
|---|---|
| 0292 | Ø 8 - 10 - 12 mm |
| 0292/14 | Ø 14 mm |
| 0292/16 | Ø 16 mm |

## 0758

### *WOOD LATHE*

With rotating head, variable speed drive belt and cast iron bench.

***INCLUDED ACCESSORIES***

- Live center MT 2
- Headstock spur drive center MT 2
- Backing pad Ø 150 mm
- Ejector
- Service keys

| | |
|---|---|
| Distance between centers | 1100 mm |
| Centers height | 185 mm |
| Maximum turning diameter | 370 mm |
| Thread | 1" - 8 TPI |
| Tailstock | MT 2 |
| Motor | 230 V 50 Hz 0,75 kW |
| Spindle speed | 500 ÷ 2000 rpm |
| Net weight | 120 kg |

## 0751

### *WOOD LATHE*

With rotating head, variable speed drive belt and steel sheet bench.

***INCLUDED ACCESSORIES***

- Live center MT 2
- Headstock spur drive center MT 2
- Backing pad Ø150 mm
- Ejector
- Service Key

| | |
|---|---|
| Distance between centers | 900 mm |
| Centers height | 155 mm |
| Maximum turning diameter | 310 mm |
| Thread | 1" - 8 TPI |
| Tailstock | MT 2 |
| Motor | 230 V 50 Hz 370 W |
| Spindle speed | 500 ÷ 2000 rpm |
| Net weight | 75 kg |

## 0758/C

### *COPY DEVICE FOR WOOD LATHE*

| | |
|---|---|
| Distance between centers | 1000 mm |

## 0648

### *WOOD LATHE WITH COPY DEVICE*

with lever to adjust the speed and processing area protected with interlocked mobile plexiglass guard.

***INCLUDED ACCESSORIES***

- Live center MT 2
- Headstock spur drive center MT 2
- Backing pad Ø 150 mm
- Ejector
- Service keys

| | |
|---|---|
| Distance between centers | 1000 mm |
| Centers height | 175 mm |
| Maximum turning diameter | 350 mm |
| Thread | 1" - 8 TPI |
| Tailstock | 2 |
| Motor | 230 V 50 Hz 0,75 kW |
| Spindle speed | 500 ÷ 2000 rpm |
| Dimensions | 1400 x 500 x 1300h mm |
| Net weight | 68 kg |

## 0497-

### *12" WOOD LATHE*

With belt speed change.

***INCLUDED ACCESSORIES***

- Live center MT 2
- Headstock spur drive center MT 2
- Backing pad Ø 80 mm
- Ejector
- Service keys

| Art. | Distance between centers | Centers height | Maximum turning diameter | Motor | Spindle speed | Thread | Tailstock | Net weight |
|---|---|---|---|---|---|---|---|---|
| 0497/250 | 457 mm | 125 mm | 250 mm | 230 V 50 Hz 370 W | (5) 700 - 3000 rpm | 1" - 8 TPI | CM 2 | 33 kg |
| 0497/300 | 457 mm | 150 mm | 300 mm | 230 V 50 Hz 550 W | (5) 700 - 3000 rpm | 1" - 8 TPI | CM 2 | 33 kg |

## 0498

### *8 FUNCTIONS COMBINE MACHINE*

Bench saw, sliding carriage, scoring blade, spindle moulder, surface planner, thichness planner, mortising unit and sanding drum at 1500rpm.

NEW PRICE

| | |
|---|---|
| Overall dimensions | 1880 x 1500 x 1050 mm |
| Tables height | 840 mm |
| Motor | 3 x 230 V 50 Hz 2,2 kW |
| Net weight | 445 kg |

| BENCH SAW | |
|---|---|
| Main table dimensions | 1045 x 800 mm |
| Blade dimensions | 254 x 3,2 x 30 mm 24 Z |
| Plate Dimensions | 1285 x 310 mm |
| Blade speed | 4050 rpm |
| Cut height | 65 mm 90° - 45 mm 45° |

| SLIDING CARRIAGE | |
|---|---|
| Max cutting length with saw bench | 1370 mm |
| Sliding table | 1500 x 840 mm |
| SCORING BLADE | |
| Blade speed | 6300 rpm |

| SPINDLE MOULDER | |
|---|---|
| Arbor size | Ø 30 mm |
| Spindle travel | 130 mm |
| Spindle speed | 1500 / 4000 / 6000 rpm |

| PLANER THICKNESSER | |
|---|---|
| Plate Dimensions | 1285 x 310 mm |
| Arbor size | Ø 75 mm |
| Inlet size | ø 100 mm |
| Blade dimensions | Ø 80 x 3,2 x 20 mm 8 Z |
| Blade | 3 |
| Planer capacity | 310 x 5 mm |
| Thickness capacity | 310 x 180 mm |
| Spindle speed | 4000 rpm |

| MORTISER | |
|---|---|
| Vertical stroke | 0 ÷ 80 mm |
| Longitudinal travel | 0 ÷ 85 mm |
| Cross travel | 0 ÷ 140 mm |
| Spindle speed | 4000 rpm |

| SANDING DRUM | |
|---|---|
| Dimensions | Ø 100 x 100h mm |
| Spindle speed | 1500 rpm |

## 0499

### *12'' PLANER & THICKNESSER*

With mortise option.

| | |
|---|---|
| Overall dimensions | 1290 x 550 x 1000 mm |
| Tables height | 810 mm |
| Plate Dimensions | 310 x 1285 mm |
| Arbor size | Ø 75 mm |
| Blade | 3 |
| Thickness capacity | 310 x 2,5 x 180h mm |
| Spindle speed | 4000 rpm |
| Motor | 230 V 50 Hz 2,2 kW |
| Net weight | 179 kg |

## 0749

### *COMBINED PLANER AND THICKNESSER*

With cast iron tables.

| | |
|---|---|
| Dimensions | 1050 x 485 x 800h mm |
| Tables height | 810 mm |
| Plate Dimensions | 1050 x 250 mm |
| Arbor | Ø 75 mm |
| Blade | 3 |
| Planer capacity | 250 x 2 mm |
| Thickness capacity | 250 x 1,2 180h mm |
| Spindle speed | 4000 rpm |
| Motor | 230 V 50 Hz 1,5 kW |
| Net weight | 155 kg |

## 0517A

### *THICKNESSER*

With working plate made of granite.

| | |
|---|---|
| Dimensions | 710 x 640 x 400 mm |
| Working table dimensions | 330 x 238 mm |
| Arbor | Ø 51,5 mm |
| Blade | 2 |
| Thickness capacity | 330 x 2,4 x 152 mm |
| Spindle speed | 8500 rpm |
| Motor | 230 V 50 Hz 1,5 kW |
| Net weight | 35 kg |

## 0686/200

### COMBINED PLANER AND THICKNESSER

With aluminum working tables.

**INCLUDED ACCESSORIES**

- Knife for planer (Art. 0686/200C)

| | |
|---|---|
| Dimensions | 770 x 430 x 450h mm |
| Tables height | 360 mm |
| Plate Dimensions | 737 x 210 mm |
| Arbor | Ø 50 mm |
| Blade | 2 |
| Planer capacity | 204 x 2 mm |
| Thickness capacity | 204 x 2 x 120h mm |
| Spindle speed | 8000 rpm |
| Motor | 230 V 50 Hz 1,25 kW |
| Net weight | 25 kg |

## 0749/M

### MORTISING MACHINE

With cast iron working tables.

| | |
|---|---|
| Chuck sizes | Ø 16 mm |
| Table dimensions | 370 x 150 mm |
| Vertical stroke | 0 - 80 mm |
| Lateral stroke | 0 - 140 mm |
| Slot distance | 3 x 165 mm |
| Net weight | 26 kg |

## 0749/MC

### "WESTCOTT" CHUCK

| | |
|---|---|
| Capacity | 16 mm |
| Female connection | M20 x 1,5 Sx / Left |
| Sizes | Ø 55 x 68,5 mm |

## M057/16

### "WESTCOTT" CHUCK

| | |
|---|---|
| Capacity | 16 mm |
| Female connection | B18 |
| Sizes | Ø 60 x 65 mm |

## 0697

### SET MAGNETIC QUICK PLANER KNIFE SETTING JIG

| | |
|---|---|
| For planer blade with cutter arbor | Ø 75 ÷ 125 mm |

## 0499/C

### KNIVES SET

For planer and thicknesser.

| | |
|---|---|
| Sizes | 310 x 30 x 3 mm |

## 0749/C

### SET OF KNIVES FOR PLANER

For thickness planer.

| | |
|---|---|
| Sizes | 250 x 30 x 3 mm |

## 0517/59

### KNIVE SET FOR THICKNESSER

For thickness planer.

| | |
|---|---|
| Sizes | 335 x 12 x 1,5 mm |

## 0686/200C

### SET OF KNIVES FOR PLANER

For thickness planer.

| | |
|---|---|
| Sizes | 210 x 22 x 2 mm |

## 0559

### *2 IN 1 SPINDLE MOULDER AND SPINDLE SANDER*

For milling and drilling in wood, sanding by mounting sandpaper.

| | |
|---|---|
| Motor | 230 V 50 Hz 1,5 kW |
| Spindle speed | 1500 / 4000 / 6000 rpm |
| Spindle diameter | 30 mm |
| Spindle travel | 105 mm |
| Table well diameter | 160 mm |
| Cast iron working tables | 600 x 400 mm |
| Cast iron sliding carriage | 400 x 250 mm |
| Sliding carriage guide | 700 mm |
| Tables height | 850 mm |
| Dimensions | 74 x 66 x 98 cm |
| Sound pressure at operator's position | 85,3 ± 2,94 dB(A) |
| Acoustic power level | 98,3 ± 2,94 dB(A) |
| Net weight | 110 kg |

## 0559/T

### *SANDING DRUM*

Abrasive belt not included.

## 0504

### *PANEL SAW MOULDER*

Bench saw, sliding carriage, scoring blade, spindle moulder, and sanding drum at 1500rpm.

| | |
|---|---|
| Tables height | 840 mm |
| Overall dimensions | 1670 x 1200 x 1050 mm |
| BENCH SAW | |
| Main table dimensions | 1045 x 800 mm |
| Blade dimensions | Ø 254 x 3.2 x 30 mm 24 Z |
| Blade speed | 4050 rpm |
| Cut height | 65 mm 90° - 45 mm 45° |
| SLIDING CARRIAGE | |
| Max cutting length with saw bench | 1070 mm |
| Sliding table | 1200 x 840 mm |
| SCORING BLADE | |
| Blade dimensions | Ø 80 x 3.2 x 20 mm 8 Z |
| Blade speed | 6300 rpm |
| SPINDLE MOULDER | |
| Arbor size | Ø 30 mm |
| Spindle travel | 130 mm |
| Spindle speed | 1500 / 4000 / 6000 rpm |
| SANDING DRUM | |
| Dimensions | Ø 100 x 100h mm |
| Spindle speed | 1500 rpm |
| Motor | 2 x 230 V 50 Hz 2,2 kW |
| Net weight | 250 kg |

NEW PRICE

## 0665

### *PARTIALLY ASSEMBLED PANEL SAW*

Capacity 254 mm, partially assembled.

| | |
|---|---|
| Blade | 250 x 3 x 30 mm Z 40 |
| Blade speed | 2800 rpm |
| Main table dimensions | 800 x 560 mm |
| Extension table dimensions | 800 x 305 mm |
| Working height | 860 mm |
| Max cut depth at 45° | 60 mm |
| Max cut depth at 90° | 75 mm |
| Sliding table | 500 x 600 mm |
| Overall dimensions | 1860 x 2030 x 1070h mm |
| Motor | 230 V 50 Hz 2,2 kW |
| Max cutting length with saw bench | 1460 mm |
| Net weight | 230 kg |

## 0656/254

### *PANEL SAW*

Capacity 254mm, partially assembled.

| | |
|---|---|
| Blade dimensions | 254 x 30 x 3,2 mm 40 T |
| Blade speed | 4000 rpm |
| Main table dimensions | 790 x 350 mm |
| Extension table dimensions | 350 x 350 mm |
| Working height | 850 mm |
| Cutting depth at 90° | 80 mm |

| | |
|---|---|
| Cutting depth at 45° | 56 mm |
| Sliding table | 1320 x 238 mm |
| Motor | 230 V 50 Hz 2,2 kW |
| Max cutting length with saw bench | 1250 mm |
| Net weight | 150 kg |

## 0656/310

### *PANEL SAW*

Capacity 310mm, partially assembled.

| | |
|---|---|
| Blade dimensions | 315 x 30 x 3,2 mm 40 T |
| Blade speed | 4000 rpm |
| Main table dimensions | 790 x 350 mm |
| Extension table dimensions | 350 x 350 mm |
| Working height | 850 mm |
| Cutting depth at 90° | 100 mm |

| | |
|---|---|
| Cutting depth at 45° | 70 mm |
| Sliding table | 1320 x 238 mm |
| Motor | 230 V 50 Hz 2,2 kW |
| Max cutting length with saw bench | 1400 mm |
| Net weight | 175 kg |

## 0280

### *CIRCULAR SAW BENCH*

315mm, professional, equipped with hard metal blade with blade guards, piece guide, mobile table, wheels for moving.

| | |
|---|---|
| Table dimensions | 800 x 550 mm |
| Table extension | 800 x 550 mm |
| Working height | 810 mm |
| Steel thickness | 2 mm |
| Cutting depth at 90° | 90 mm |
| Cutting depth at 45° | 50 mm |
| Blade dimensions | 315 x 3 x 30 mm Z 36 |
| Tilting saw blade | 45° |
| Sliding carriage | 1160 mm |
| Sliding carriage dim. | 230 x 230 mm |
| Motor speed | 2800 rpm |
| Motor | 230 V 50 Hz 2,2 kW |
| Net weight | 60 kg |

PLAY

## 0827

NEW

### *SLIDE COMPOUND MITRE SAW*

With laser beam indicator of the cutting line.

| | |
|---|---|
| Saw blade | Ø 305 x 30 x 3,2 mm Z 40 |
| Max cutting capacity 0° - 90° | 340 x 100 mm |
| Max cutting capacity 45° - 90° | 240 x 100 mm |
| Sliding travel | 215 mm |
| Motor | 230 V 50/60 Hz 2 kW |
| Motor speed | 4500 rpm |
| Net weight | 25 kg |

## 0871

### *SLIDE COMPOUND MITRE SAW*

With laser beam indicator of the cutting line.

| | |
|---|---|
| Saw blade | Ø 305 x 30 x 3,2 mm Z 40 |
| Max cutting capacity 0° - 90° | 340 x 100 mm |
| Max cutting capacity 45° - 90° | 240 x 100 mm |
| Sliding travel | 215 mm |
| Motor | 230 V 50/60 Hz 2 kW |
| Motor speed | 4500 rpm |
| Net weight | 25 kg |

## 0870/250

### *MITRE SAW*

With upper table for usage as saw bench

| | | | |
|---|---|---|---|
| Saw blade | Ø 250 x 30 x 2,5 mm Z 36 | Max cutting capacity, upper table | 40 mm |
| Max cutting capacity 0° - 90° | 75 x 130 mm | Motor | 230 V 50 Hz 1,8 kW |
| Max cutting capacity 45° - 45° | 75 x 50 mm | Motor speed | 4500 rpm |
| Max cutting capacity 45° - 90° | 75 x 90 mm | Peripheral speed disc | 59 m/s |
| Max cutting capacity 0° - 45° | 50 x 130 mm | Net weight | 15,5 kg |

## 0365

### *PORTABLE UNIVERSAL MITRE SAW STAND*

Folding stand, with a load capacity up to 220 kg.

| | |
|---|---|
| Working height | 945 mm |
| Extension height | 1030 ÷ 1180 mm |
| Stand length | 1360 mm |
| Extensions height operation length | 1360 ÷ 3040 mm |
| Clamp size | 505 x 35 x 90 mm |
| Dimensions | 1620 x 825 x 1075h mm |
| Capacity | 220 kg |
| Net weight | 17,5 kg |

# WOOD BAND SAW

**0764/455**

**0764**

**0509/340**

**0509/305**

**0509/245**

**0855**

**FC94/350**

**FC94/245**

**0302/305**

**0302/245**

**0302/200**

**0717A**

# WOOD BAND SAW

Table dimensions (mm)

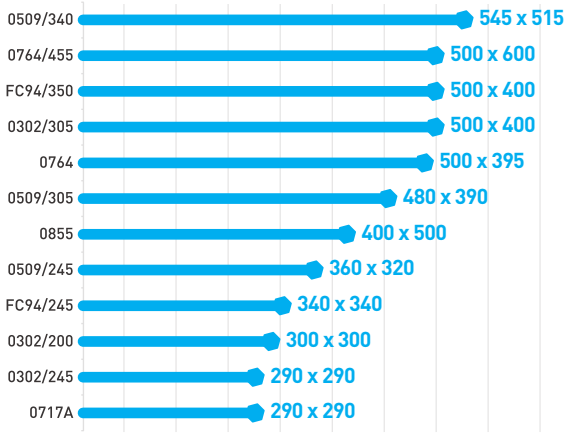


Cutting capacity (mm)

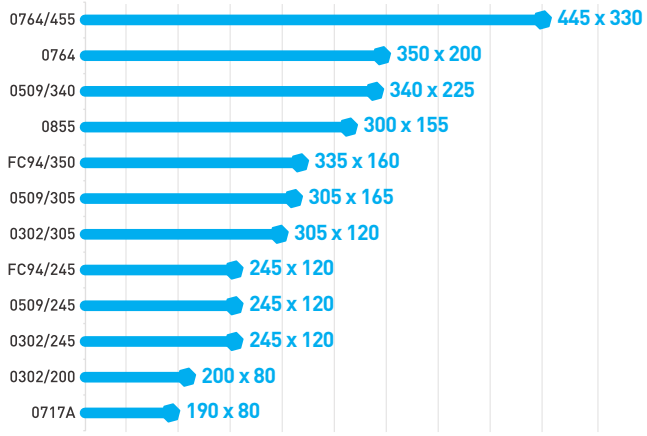


Power (kW)

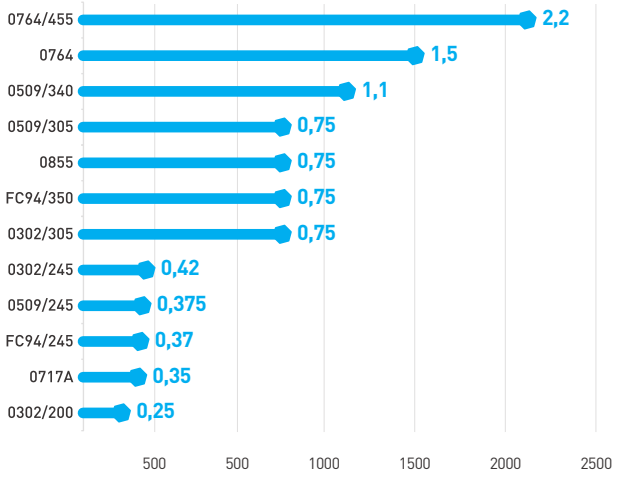


Tilting table

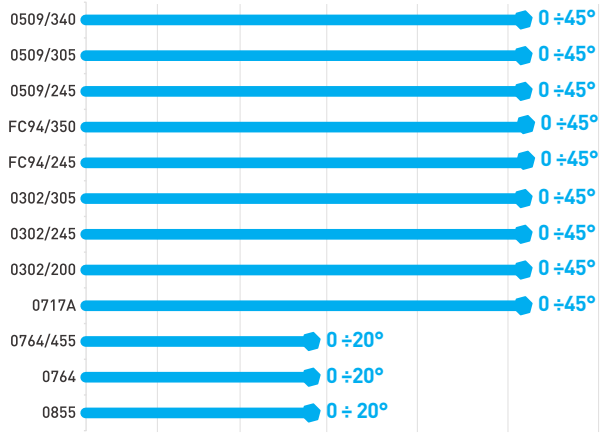


Blade dimensions

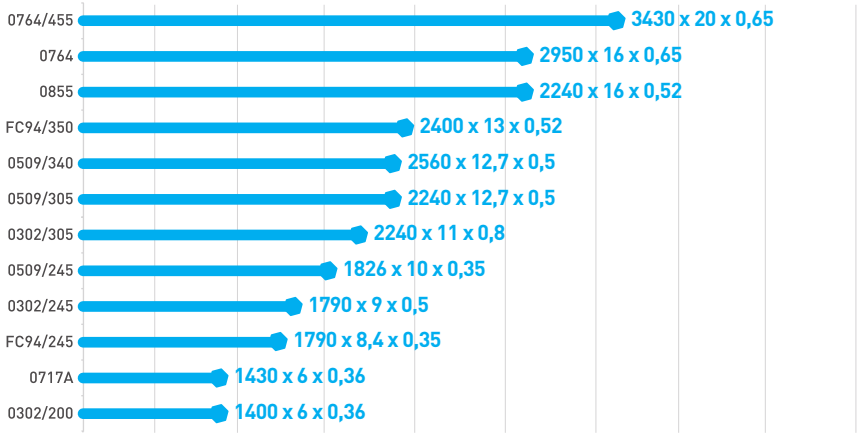

## 0764/455

### *WOOD BAND SAW*

With adjustable work table and protractor for high precision. Blade protection device.

| | |
|---|---|
| Saw wheel | Ø 455 mm |
| Cutting capacity | 445 x 330h mm |
| Blade | 3430 x 20 x 0,65 mm T4 |
| Table dimensions | 500 x 600 x 40h mm |
| Cutting speed | 10 m/s |
| Tilting table | 0 ÷ 20° |
| Working height | 950 mm |
| Dimensions | 1000 x 900 x 1860h mm |
| Motor | 230 V 50 Hz 2,2 kW |
| Net weight | 200 kg |

## 0764

### *WOOD BAND SAW*

With adjustable work table and protractor for high precision. Blade protection device.

| | |
|---|---|
| Saw wheel | Ø 405 mm |
| Cutting capacity | 350 x 200h mm |
| Blade | 2950 x 16 x 0,65 mm T4 |
| Table dimensions | 500 x 395 mm |
| Cutting speed | 10 m/s |
| Tilting table | 0 ÷ 20° |
| Working height | 995 mm |
| Motor | 230 V 50 Hz 1,5 kW |
| Dimensions | 750 x 650 x 1710h mm |
| Net weight | 130 kg |

## 0509/340

### *WOOD BAND SAW*

With accessory for circular cutting, Led lamp and sawdust collector drawer.

| | |
|---|---|
| Saw wheel | Ø 347 mm |
| Cutting capacity | 340 x 225 mm |
| Blade | 2560 x 12,7 x 0,5 mm T4 |
| Table dimensions | 545 x 515 mm |
| Cutting speed | 6 ÷ 12 m/s |
| Tilting table | 0-45° |
| Working height | 1010 mm |
| Motor | 230 V 50 Hz 1,1 kW |
| Dimensions | 900 x 670 x 1720h mm |
| Net weight | 70 kg |

## 0509/305

### *WOOD BAND SAW*

With accessory for circular cutting, Led lamp and sawdust collector drawer.

| | |
|---|---|
| Saw wheel | Ø 314 mm |
| Cutting capacity | 305 x 165 mm |
| Blade | 2240 x 12,7 x 0,5 mm T4 |
| Table dimensions | 480 x 390 mm |
| Cutting speed | 6 ÷ 12 m/s |
| Tilting table | 0 ÷ 45° |
| Working height | 990 mm |
| Motor | 230 V 50 Hz 0,75 kW |
| Dimensions | 700 x 600 x 1585h mm |
| Net weight | 62 kg |

## 0509/245

### *WOOD BAND SAW*

With accessory for circular cutting, Led lamp and sawdust collector drawer.

| | |
|---|---|
| Saw wheel | Ø 254 mm |
| Cutting capacity | 245 x 100 mm |
| Blade | 1826 x 10 x 0,35 mm T6 |
| Table dimensions | 360 x 320 mm |
| Cutting speed | 6,7 ÷ 13,3 m/s |
| Tilting table | 0 ÷ 45° |
| Working height | 925 mm |
| Motor | 230 V 50 Hz 375 W |
| Dimensions | 750 x 480 x 1420 mm |
| Net weight | 37 kg |

## 0855

### *WOOD BAND SAW*

| | |
|---|---|
| Saw wheel | Ø 315 mm |
| Blade | 2240 x 16 x 0,52 mm T4 |
| Cutting capacity | 300 x 155 mm |
| Table dimensions | 400 x 500 mm |
| Cutting speed | 6 - 12 m/s \| 370 - 800 rpm |
| Tilting table | 0 ÷ 20° |
| Working height | 1010 mm |
| Motor | 230 V 50 Hz 0,75 kW |
| Dimensions | 650 x 650 x 1610 h mm |
| Net weight | 75 kg |

## FC94/350

### *14'' WOOD BAND SAW*

| | |
|---|---|
| Saw wheel | Ø 350 mm |
| Cutting capacity | 335 x 160 mm |
| Blade | 2400 x 13 x 0,52 mm T4 |
| Table dimensions | 500 x 400 mm |
| Cutting speed | 10 ÷ 12 m/s |
| Tilting table | 0 ÷ 45° |
| Working height | 1015 mm |
| Motor | 230 V 50 Hz 0,75 kW |
| Dimensions | 730 x 620 x 1540h mm |
| Net weight | 79 kg |

## FC94/245

### *10'' WOOD BAND SAW*

| | |
|---|---|
| Saw wheel | Ø 255 mm |
| Cutting capacity | 245 x 120 mm |
| Blade | 1790 x 8,4 x 0,35 mm T6 |
| Table dimensions | 340 x 340 mm |
| Cutting speed | 11 ÷ 16 m/s |
| Tilting table | 0 ÷ 45° |
| Working height | 1000 mm |
| Motor | 230 V 50 Hz 370 W |
| Dimensions | 420 x 250 x 800h mm |
| Net weight | 29 kg |

## 0302/305

### *WOOD BAND SAW*

With aluminium table.

| | |
|---|---|
| Saw wheel | Ø 315 mm |
| Cutting capacity | 305 x 120 mm |
| Blade | 2240 x 11 x 0,8 mm T6 |
| Table dimensions | 500 x 400 mm |
| Cutting speed | 6 ÷ 12 m/s |
| Tilting table | 0° ÷ 45° |
| Working height | 960 mm |
| Motor | 230 V 50 Hz 0,75 kW |
| Dimensions | 800 x 500 x 1580h mm |
| Net weight | 58 kg |

## 0302/245

### *WOOD BAND SAW*

With aluminium table.

| | |
|---|---|
| Saw wheel | Ø 255 mm |
| Cutting capacity | 245 x 120 mm |
| Blade | 1790 x 9 x 0,5 mm T6 |
| Table dimensions | 290 x 290 mm |
| Cutting speed | 11 ÷ 16 m/s |
| Tilting table | 0° ÷ 45° |
| Working height | 1000 mm |
| Motor | 230 V 50 Hz 420 W |
| Dimensions | 600 x 400 x 1480h mm |
| Net weight | 28 kg |

## 0302/200

### *WOOD BAND SAW*

With steel table.

| | |
|---|---|
| Saw wheel | Ø 210 mm |
| Cutting capacity | 200 x 80h mm |
| Blade | 1400 x 6 x 0,36 mm T6 |
| Table dimensions | 300 x 300 mm |
| Cutting speed | 15 m/s |
| Tilting table | 0 ÷ 45° |
| Dimensions | 450 x 390 x 680h mm |
| Motor | 230 V 50 Hz 250 W |
| Net weight | 17 kg |

## 0717A

### *WOOD BAND SAW*

With adjustable work table and protractor for high precision. Blade protection device.

| | |
|---|---|
| Saw wheel | Ø 200 mm |
| Blade | 1430 x 6 x 0,36 mm T6 |
| Cutting capacity | 190 x 80h mm |
| Table dimensions | 290 x 290 mm |
| Cutting speed | 13,7 m/s |
| Tilting table | 0 ÷ 45° |
| Motor | 230 V 50 Hz 350 W |
| Dimensions | 430 x 355 x 665h mm |
| Net weight | 17 kg |

## 0523

### *TILTING BENCH BELT SANDER*

Can be used with sanding belt horizontally or vertically. With workpiece holder, abrasive belt and disc. Tilting work table in cast aluminum. Trailed aluminum roller on bearings. Heavy base suitable for heavy work. To be used exclusively for working with wood and plastic materials.

| | |
|---|---|
| Dimensions | 530 x 430 x 330 mm |
| Motor | 230 V 50 Hz 375 W |
| Belt | 914 x 100 mm |
| Belt speed | 336 m/min |
| Grit belt | 80 |
| Disc diameter | ø 150 mm |
| Grit Disc | 80 |
| Round speed | 1850 rpm |
| Tilting table | 0 ÷ 45° |
| Table dimensions | 176 x 136 mm |
| Net weight | 19,5 kg |

## 0505

### *TILTING BENCH BELT SANDER*

Can be used with sanding belt horizontally or vertically. With workpiece holder, abrasive belt and disc. Tilting work table in cast aluminum. Trailed aluminum roller on bearings. To be used exclusively for working with wood and plastic materials.

| | |
|---|---|
| Dimensions | 460 x 380 x 270h mm |
| Motor | 230 V 50 Hz 0,5 kW |
| Belt | 914 x 100 mm |
| Belt speed | 420 m/min |
| Grit belt | 80 |
| Disc diameter | ø 150 mm |
| Grit Disc | 80 |
| Round speed | 2850 rpm |
| Tilting table | 0 ÷ 45° |
| Table dimensions | 225 x 155 mm |
| Net weight | 18 kg |

## 0564

### *TILTING BENCH BELT SANDER*

Can be used with sanding belt horizontally or vertically. With workpiece holder, abrasive belt and disc. Tilting work table in extruded aluminum. Quick belt change system. Trailed plastic roller on bearings. To be used exclusively for working with wood and plastic materials.

| | |
|---|---|
| Dimensions | 470 x 360 x 290 mm |
| Motor | 230 V 50 Hz 370 W |
| Belt | 914 x 100 mm |
| Belt speed | 450 m/min |
| Grit belt | 80 |
| Disc diameter | ø 150 mm |
| Grit Disc | 80 |
| Round speed | 2980 rpm |
| Tilting table | 0 ÷ 45° |
| Table dimensions | 226 x 160 mm |
| Net weight | 16,5 kg |

## 0138

### *BENCH BELT SANDER*

With tilting tables.

| | |
|---|---|
| Dimensions | 630 x 370 x 495h mm |
| Belt | 25 x 1075 mm |
| Belt speed | 8,5 m/s |
| Disc diameter | 200 mm |
| Motor | 230 V 50 Hz 450 W 1450 rpm |
| Table dimensions band | 180 x 150 mm |
| Table dimensions disc | 250 x 120 mm |
| Net weight | 26 kg |

## 0144

### *SCROLL SAW VARIABLE SPEED*

With Led lamp. Strong body, tilting table, suitable to cut balsa, plywood, soft woods, plastic and no ferrous metal.

## 0753/L

### *BLADES SET*

## 0753/A

### *BLADE ADAPTER*

| | |
|---|---|
| Cutting capacity | 457 x 50h mm |
| Blade length | 127 mm |
| Oscillations | 550 ÷ 1650 rpm |
| Plate Dimensions | 480 x 250 mm |
| Tilting table | 0 ÷ 45° sx |
| Base dimensions | 220 x 420 mm |
| Motor | 230 V 50 Hz 120 W |
| Net weight | 16 kg |

## 0720

### *PRECISION MITRE SAW*

With depth of cut adjustment, corner selection lever.

## 0720/L

### *BLADE*

| | |
|---|---|
| Cut height | 110 mm |
| Cut width | 120 mm |
| Cutting tilting | 0° ± 45° |
| Base | 400 x 80 mm |
| Blade dimensions | 550 x 45 mm |
| Net weight | 4 kg |

## S015

### *MANUAL LOG SPLITTER*

Foot operated, to split logs into small parts to light fire.

| | |
|---|---|
| Log capacity | ø 254 x 460 mm |
| Max splitting force | 1,2 ton |
| Blade dimensions | 100 x 80h mm |
| Net weight | 8,5 kg |

## S009

### *VERTICAL HEAVY DUTY LOG SPLITTER*

7 ton, with cross log splitter.

| | |
|---|---|
| Working height | 120 ÷ 540 mm |
| Log capacity | ø 50 ÷ 320 mm |
| Max splitting force | 7 ton |
| Motor | 230 V 50 Hz 3 kW |
| No-load speed | 2950 rpm |
| Net weight | 120 kg |

## 0496

### *DUST COLLECTOR*

Partially assembled

| | |
|---|---|
| Inlet size | 3 x ø 100 mm |
| Air flow | 3900 m3/h |
| Motor | 230 V 50 Hz 2,2 kW |
| Cloth bag | ø 510 mm \| 260GSM |
| Dimensions | 1450 x 800 x 2000 mm |
| Net weight | 48 kg |

## 0759

### *DUST COLLECTOR*

Partially assembled

| | |
|---|---|
| Inlet size | 2 x ø 100 mm |
| Air flow | 2500 m3/h |
| Filtration rate | 5 micron |
| Cloth bag | Ø 510 mm \| 260GSM |
| Motor speed | 2950 rpm |
| Vacuum suction | 1,95 kPa |
| Motor | 230 V 50 Hz 1,5 kW |
| Dimensions | 840 x 560 x 1800h mm |
| Net weight | 40 kg |

## 0756

### *DUST COLLECTOR*

Partially assembled.

| | |
|---|---|
| Inlet size | 100 mm |
| Air flow | 850 m3/h |
| Filtration rate | 5 micron |
| Cloth bag | Ø 370 mm \| 220GSM |
| Motor speed | 2950 rpm |
| Vacuum suction | 1,08 kPa |
| Motor | 230 V 50 Hz 0,75 kW |
| Dimensions | 500 x 600 x 1700h mm |
| Net weight | 23 kg |

## 0507

### *DUST COLLECTOR*

Partially assembled.

| | |
|---|---|
| Inlet size | 100 mm |
| Air flow | 900 m3/h |
| Filtration rate | 5 micron |
| Cloth bag | ø 320 mm \| 260GSM |
| Motor speed | 2840 rpm |
| Vacuum suction | 0,70 kPa |
| Motor | 230 V 50 Hz 0,55 kW |
| Dimensions | 500 x 600 x 1700h mm |
| Net weight | 18 kg |

## 0495

### *PORTABLE DUST COLLECTOR*

With wheels for wood band saw and mitre saw.

| | |
|---|---|
| Inlet size | 100 mm |
| Air flow | 830 m3/h |
| Cloth bag | ø 380 mm \| 306GSM |
| Motor | 230 V 50 Hz 0,75 kW |
| Dimensions | 395 x 325 x 350 mm |
| Net weight | 14 kg |

## 0759/F
### *FILTER BAG*

| | |
|---|---|
| Dimensions | Ø 510 mm x 855h mm |
| Cloth bag | 260GSM |

## 0759/S
### *PLASTIC BAG SET*

10 Pcs

| | |
|---|---|
| Dimensions | Ø 510 mm x 855h mm |

## 0756/F
### *FILTER BAG*

| | |
|---|---|
| Dimensions | Ø 370 mm x 590h mm |
| Cloth bag | 220GSM |

## 0756/S
### *PLASTIC BAG SET*

10 Pcs

| | |
|---|---|
| Dimensions | Ø 370 mm x 590h mm |

## 0756/T
### *PLASTIC HOSE FITTING*

With metal core.

| | |
|---|---|
| Max length | 2 m |
| Diameter | 100 mm |

## 0756/Y
### *Y FITTING*

| | |
|---|---|
| Diameter | 100 mm |

## 0507/Y
### *Y FITTING*

| | |
|---|---|
| Dimensions | 150 x 110 x 170h mm |
| Inlet size | 2 x Ø 35 mm |
| Diameter | 100 mm |

## 0507/14
### *PLASTIC BAG SET*

10 Pcs

| | |
|---|---|
| Dimensions | Ø 330 mm x 500h mm |

## 0507/15
### *FILTER BAG*

| | |
|---|---|
| Dimensions | Ø 320 mm x 590h mm |
| Cloth bag | 260GSM |

## 0507/07
### *PLASTIC HOSE FITTING*

With metal core.

| | |
|---|---|
| Length | 2 m |
| Diameter | 100 mm |

## 0507/4R
### *FITTING WITH 4 DIAMETERS*

Reduction from hose of 100 mm to:
70 mm 50 mm 40 mm 35 mm.

| | |
|---|---|
| Diameter | 100 mm |

## 0495/24
### *FILTER BAG*

| | |
|---|---|
| Dimensions | Ø 380 mm x 530h mm |
| Cloth bag | 306GSM |

## M011-

### *HIGH PRECISION MODULAR VICE*

Suitable for jobs where precision, reliability, availability and secure locking are required. Suitable for precision milling and grinding work on both manual machines and CNC machining centers. Ground sliding surfaces. Equipped with prismatic descending jaws when tightening. With fasteners and adjustment keys. Accuracy 0.02mm and hardness 57-62 HRC.

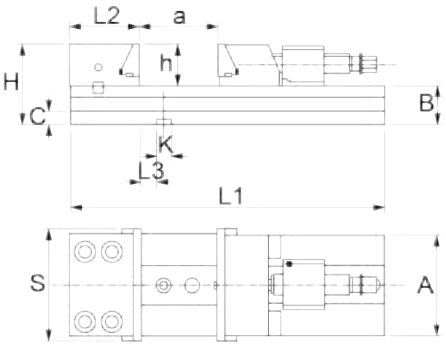

Wooden Box | Steel | Tempered | Grounded | Mill

| Art. | Jaw dimensions | S | A | B | C | H | L1 | L2 | L3 | h | K h7 | a | Net weight |
|---|---|---|---|---|---|---|---|---|---|---|---|---|---|
| M011/125/150 | 125 x 50h mm | 125 mm | 125 mm | 40 mm | 15 mm | 90 mm | 350 mm | 80 mm | 25,6 mm | 50 mm | 16 mm | 150 mm | 19 kg |
| M011/150/210 | 150 x 60h mm | 150 mm | 150 mm | 50 mm | 20 mm | 110 mm | 435 mm | 93 mm | 25,6 mm | 60 mm | 16 mm | 210 mm | 35 kg |
| M011/150/300 | 150 x 60h mm | 150 mm | 150 mm | 50 mm | 20 mm | 110 mm | 525 mm | 93 mm | 25,6 mm | 60 mm | 16 mm | 300 mm | 35 kg |

## M028-

### *HIGH PRECISION MODULAR VICE*

Suitable for jobs where precision, reliability, availability and secure locking are required. Suitable for precision milling and grinding work on both manual machines and CNC machining centers. Ground sliding surfaces. Equipped with prismatic descending jaws when tightening. With fasteners and adjustment keys. Accuracy 0.02mm and hardness 57-62 HRC.

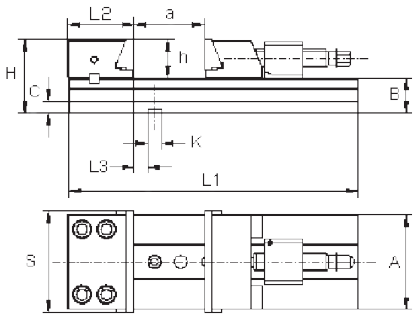




Wooden Box | Steel | Tempered | Grounded | Mill

| Art. | Jaw dimensions | S | A | B | C | H | L1 | L2 | L3 | h | K h7 | a | Net weight |
|---|---|---|---|---|---|---|---|---|---|---|---|---|---|
| M028/100/100 | 100 x 30h mm | 100 mm | 75 mm | 35 mm | 15 mm | 65 mm | 270 mm | 77,9 mm | 25,6 mm | 30 mm | 16 mm | 100 mm | 7 kg |
| M028/125/150 | 125 x 40h mm | 125 mm | 95 mm | 40 mm | 15 mm | 80 mm | 345 mm | 77,9 mm | 25,6 mm | 40 mm | 16 mm | 150 mm | 13 kg |
| M028/150/200 | 150 x 50h mm | 150 mm | 125 mm | 50 mm | 20 mm | 100 mm | 420 mm | 89,4 mm | 25,6 mm | 50 mm | 16 mm | 200 mm | 26 kg |
| M028/150/300 | 150 x 50h mm | 150 mm | 125 mm | 50 mm | 20 mm | 100 mm | 520 mm | 89,4 mm | 25,6 mm | 50 mm | 16 mm | 300 mm | 30 kg |
| M028/150/400 | 150 x 50h mm | 150 mm | 125 mm | 50 mm | 20 mm | 100 mm | 620 mm | 89,4 mm | 25,6 mm | 50 mm | 16 mm | 400 mm | 34 kg |
| M028/175/200 | 175 x 60h mm | 175 mm | 145 mm | 58 mm | 20 mm | 118 mm | 455 mm | 96,9 mm | 25,6 mm | 60 mm | 16 mm | 200 mm | 40 kg |
| M028/175/300 | 175 x 60h mm | 175 mm | 145 mm | 58 mm | 20 mm | 118 mm | 555 mm | 96,9 mm | 25,6 mm | 60 mm | 16 mm | 300 mm | 43 kg |
| M028/175/400 | 175 x 60h mm | 175 mm | 145 mm | 58 mm | 20 mm | 118 mm | 655 mm | 96,9 mm | 25,6 mm | 60 mm | 16 mm | 400 mm | 50 kg |
| M028/175/500 | 175 x 60h mm | 175 mm | 145 mm | 58 mm | 20 mm | 118 mm | 755 mm | 96,9 mm | 25,6 mm | 60 mm | 16 mm | 500 mm | 50 kg |
| M028/200/300 | 200 x 65h mm | 200 mm | 170 mm | 70 mm | 26 mm | 135 mm | 595 mm | 113,4 mm | 25,6 mm | 65 mm | 16 mm | 300 mm | 69 kg |
| M028/200/400 | 200 x 65h mm | 200 mm | 170 mm | 70 mm | 26 mm | 135 mm | 695 mm | 113,4 mm | 25,6 mm | 65 mm | 16 mm | 400 mm | 74 kg |
| M028/200/500 | 200 x 65h mm | 200 mm | 170 mm | 70 mm | 26 mm | 135 mm | 795 mm | 113,4 mm | 25,6 mm | 65 mm | 16 mm | 500 mm | 79 kg |
| M028/200/600 | 200 x 65h mm | 200 mm | 170 mm | 70 mm | 26 mm | 135 mm | 895 mm | 113,4 mm | 25,6 mm | 65 mm | 16 mm | 600 mm | 84 kg |

## M011-xG

### *SPARE PART JAWS*

Box Steel Tempered Grounded

| Art. | Description | Jaw dimensions |
|---|---|---|
| M011/125GP | Prismatic jaw | 125 x 40h mm |
| M011/125GR | Pair of striped jaws | 125 x 40h mm |
| M011/150GP | Prismatic jaw | 150 x 45h mm |
| M011/150GR | Pair of striped jaws | 150 x 45h mm |

## M028-xG

### *SPARE PRISMATIC JAW*

Box Steel Tempered

| Art. | Dimensions |
|---|---|
| M028/100GP | 100 x 24,5h mm |
| M028M029/125GP | 125 x 32h mm |
| M028M029/150GP | 150 x 40h mm |
| M028/175GP | 175 x 43h mm |
| M028/200GP | 200 x 53h mm |

## M028-xGR

### *SPARE RIBBED JAWS*

Steel Grounded

| Art. | Jaw dimensions |
|---|---|
| M028/100GR | 100 x 30h mm |
| M028/125GR | 125 x 40h mm |
| M028/150GR | 150 x 50h mm |
| M028/175GR | 175 x 60h mm |
| M028/200GR | 200 x 65h mm |

## M061

### *ANGLE PRECISION VICE*

With screw closure, sine-bar with longitudinal opening. Couplings ground with high precision. Accuracy indicated on parallelism and quadrature. Ideal for grinding, EDM, milling and measuring systems.

Wooden Box Steel Tempered Grounded Mill

| | |
|---|---|
| Vice length | 235 mm |
| Jaw dimensions | 88 x 40h mm |
| Pins center distance | 100 mm |
| Opening | 120 mm |
| Accuracy | 0,005 mm |
| Tilting | 0° ÷ 45° |
| Net weight | 12,5 kg |

## M012-

### *PRECISION MEASURING MILLING VICE*

Quick-release. Couplings ground with high precision. Accuracy indicated on parallelism and quadrature. Ideal for grinding, EDM, milling and measuring systems.

Wooden Box Steel Tempered Grounded Mill

| Art. | Dimensions | Opening | Jaw height | Accuracy |
|---|---|---|---|---|
| M012/038 | 38 x 105 x 45h mm | 44 mm | 25 mm | 0,005 mm |
| M012/050 | 50 x 140 x 50h mm | 65 mm | 25 mm | 0,005 mm |
| M012/080 | 73 x 190 x 67h mm | 110 mm | 35 mm | 0,005 mm |
| M012/100 | 100 x 245 x 90h mm | 125 mm | 45 mm | 0,005 mm |

## M023-

### *MILLING MACHINE VICE WITH 360° SWIVEL BASE*

With interchangeable jaws in hardened and ground steel. Sliding parts ground. Fully covered screw. With crank.

Box Cast Iron Mill Drill press

| Art. | Jaws | Opening | Dimensions | Base dimensions | Slot distance | Slot | Net weight |
|---|---|---|---|---|---|---|---|
| M023/100 | 100 x 35 mm | 80 mm | 310 x 165 x 130h mm | 215 x 165 mm | 195 mm | 14 mm | 11 kg |
| M023/125 | 125 x 40 mm | 100 mm | 355 x 190 x 127h mm | 255 x 185 mm | 195 mm | 14 mm | 15 kg |
| M023/160 | 160 x 50 mm | 125 mm | 422 x 235 x 162h mm | 300 x 235 mm | 275 mm | 16 mm | 30 kg |
| M023/200 | 200 x 61 mm | 160 mm | 490 x 270 x 175h mm | 360 x 280 mm | 315 mm | 18 mm | 47 kg |

## M014-

### *MILLING MACHINE VICE WITH 360° SWIVEL BASE*

With interchangeable jaws in hardened and ground steel. Sliding parts ground. Fully covered screw. With crank.

Box Cast Iron Mill Drill press

| Art. | Jaws | Opening | Dimensions | Base dimensions | Slot distance | Slot | Net weight |
|---|---|---|---|---|---|---|---|
| M014/080 | 80 x 30 mm | 60 mm | 195 x 110 x 91h mm | 110 x 154 mm | 130 mm | 14 mm | 4,5 kg |
| M014/100 | 100 x 35 mm | 75 mm | 242 x 129 x 106h mm | 135 x 186 mm | 160 mm | 14 mm | 9 kg |
| M014/125 | 125 x 40 mm | 95 mm | 285 x 166 x 126h mm | 166 x 210 mm | 185 mm | 14 mm | 14 kg |
| M014/160 | 160 x 52 mm | 120 mm | 390 x 218 x 166h mm | 218 x 275 mm | 245 mm | 18 mm | 28 kg |
| M014/200 | 200 x 63 mm | 150 mm | 440 x 239 x 183h mm | 239 x 315 mm | 275 mm | 18 mm | 40 kg |

## M024-

### *MILLING MACHINE VICE WITH 360° SWIVEL BASE*

With interchangeable jaws in hardened and ground steel. Sliding parts ground. Uncovered vine. With crank and fixing screws.

M024/250

Box Cast Iron Mill Drill press

| Art. | Jaws | Opening | Dimensions | Base dimensions | Slot distance | Slot | Net weight |
|---|---|---|---|---|---|---|---|
| M024/136 | 136 x 32 mm | 170 mm | 375 x 162 x 123h mm | 223 x 165 mm | 200 mm | 14 mm | 14 kg |
| M024/160 | 160 x 50 mm | 180 mm | 402 x 182 x 142h mm | 252 x 182 mm | 225 mm | 14 mm | 23 kg |
| M024/200 | 200 x 45 mm | 220 mm | 470 x 234 x 172h mm | 290 x 222 mm | 260 mm | 18 mm | 33 kg |
| M024/250 | 250 x 45 mm | 320 mm | 612 x 280 x 186h mm | 290 x 270 mm | 245 mm | 18 mm | 50 kg |

## M530-

### *TILTING MILLING MACHINE VICE WITH 360° SWIVEL BASE*

With interchangeable jaws in hardened and ground steel. Sliding parts ground. Fully covered screw. With crank and fixing screws.

Box Cast Iron Mill Drill press

| Art. | Jaws | Opening | Tilting | Dimensions | Base dimensions | Slot distance | Slot | Net weight |
|---|---|---|---|---|---|---|---|---|
| M530/100 | 100 x 32 mm | 90 mm | 0° - 90° | 325 x 180 x 150h mm | 250 x 180 mm | 230 mm | 14 mm | 15 kg |
| M530/125 | 125 x 40 mm | 100 mm | 0° - 90° | 360 x 206 x 165h mm | 290 x 226 mm | 260 mm | 18 mm | 24 kg |
| M530/160 | 160 x 50 mm | 125 mm | 0° - 90° | 443 x 270 x 194h mm | 325 x 250 mm | 300 mm | 18 mm | 35 kg |

## M017-

### *DRILL PRESS VICE HEAVY DUTY*

Equipped with prismatic jaws, with screw protection from dust and other residues.

Box Cast Iron Drill press

| Art. | Jaws | Jaw height | Opening | Base dimensions | Slot distance | Net weight |
|---|---|---|---|---|---|---|
| M017/080 | 80 mm | 25 mm | 87 mm | 185 x 155 mm | 118 mm | 4,3 kg |
| M017/100 | 100 mm | 32 mm | 100 mm | 230 x 200 mm | 152 mm | 7,8 kg |

## M027-

### *DRILL PRESS VICE*

Equipped with scraped guides for greater precision and better sliding.

Box Cast Iron Mill Drill press

| Art. | Jaws | Opening | Base dimensions | Net weight |
|---|---|---|---|---|
| M027/100 | 100 x 40 mm | 100 mm | 290 x 170 mm | 8 kg |
| M027/140 | 140 x 50 mm | 140 mm | 375 x 230 mm | 12 kg |
| M027/200 | 200 x 60 mm | 200 mm | 485 x 295 mm | 25 kg |

## M016-

### *MACHINE VICE HORIZONTAL - VERTICAL*

Equipped with a prismatic and a smooth jaw, constant overall length thanks to the screw inserted in the handle. Adjusted to 3 positions so that it can be fixed in horizontal, vertical and lateral positions.



Box Cast Iron Drill press

| Art. | Jaws | Jaw height | Opening | Base dimensions | Net weight |
|---|---|---|---|---|---|
| M016/075 | 75 mm | 30 mm | 70 mm | 150 x 142 mm | 3 kg |
| M016/100 | 100 mm | 30 mm | 95 mm | 175 x 160 mm | 4,3 kg |

## M001-

### *DRILL PRESS VICE*

Equipped with a prismatic jaw and a smooth jaw. Constant overall length thanks to the screw inserted in the handle.

Box Cast Iron Drill press

| Art. | Jaws | Opening | Base dimensions | Net weight |
|---|---|---|---|---|
| M001/100 | 100 mm | 80 mm | 182 x 156 mm | 4 kg |
| M001/120 | 120 mm | 110 mm | 200 x 175 mm | 5 kg |
| M001/150 | 150 mm | 135 mm | 230 x 195 mm | 7 kg |

## 0142-

### *DRILL PRESS VICE*

Equipped with a prismatic jaw and a smooth jaw.

Box Cast Iron Drill press

| Art. | Jaws | Opening | Base dimensions | Net weight |
|---|---|---|---|---|
| 0142/75 | 75 X 24 mm | 55 mm | 123 x 115 mm | 1,5 kg |
| 0142/100 | 100 x 25,5 mm | 85 mm | 160 x 155 mm | 2,5 kg |
| 0142/125 | 125 x 30 mm | 100 mm | 182 x 182 mm | 4 kg |

## 0698/100

### *TILTING VICE*

Ideal for drilling with any angle of attack.

Box Cast Iron Drill press

| | |
|---|---|
| **Jaws** | 105 x 47 mm |
| **Opening** | 105 mm |
| **Tilting** | 0°-15°-30°-45°-60°-75°-90° |
| **Base** | 192 x 185 mm |
| **Slot distance** | 160 mm |
| **Dimensions** | 192 x 185 x 115h mm |
| **Net weight** | 8 kg |

## M034/120

### *QUICK ACTING DRILL PRESS VICE*

With prismatic jaw and swivel base.

Box Cast Iron Drill press

| | |
|---|---|
| **Jaws** | 120 x 40 mm |
| **Opening** | 120 mm |
| **Base dimensions** | 220 x 130 mm |
| **Slot** | 14 mm |
| **Net weight** | 7 kg |

## 0188-

### *2 - WAY CROSS VICE*

Useful for performing precision drilling or tapping operations thanks to the longitudinal and lateral movement without removing the piece from the vice.

Box Cast Iron Drill press

| Art. | Jaws | Opening | Base dimensions | Height | Longitudinal travel | Cross travel | Net weight |
|---|---|---|---|---|---|---|---|
| 0188/100 | 100 x 25 mm | 90 mm | 240 x 140 mm | 140 mm | 130 mm | 110 mm | 7,5 kg |
| 0188/125 | 125 x 40 mm | 110 mm | 255 x 160 mm | 150 mm | 170 mm | 130 mm | 13 kg |
| 0188/150 | 150 x 40 mm | 145 mm | 280 x 170 mm | 160 mm | 160 mm | 180 mm | 14,5 kg |

## 0188-xG

### *2 - WAY CROSS VICE WITH SWIVEL BASE*

Useful for performing precision drilling or tapping operations thanks to the longitudinal and lateral movement without removing the piece from the vice. Equipped with a swivel base.

Box Cast Iron Drill press

| Art. | Jaws | Opening | Base dimensions | Height | Longitudinal travel | Cross travel | Slot | Net weight |
|---|---|---|---|---|---|---|---|---|
| 0188/100G | 100 X 25 mm | 90 mm | 210 x 150 mm | 175 mm | 130 mm | 110 mm | 18mm | 11,5 kg |
| 0188/125G | 125 X 40 mm | 120 mm | 230 x 175 mm | 180 mm | 150 mm | 120 mm | 20mm | 14,5 kg |
| 0188/150G | 150 X 45 mm | 150 mm | 235 x 195 mm | 190 mm | 170 mm | 115 mm | 20mm | 19,5 kg |

## 0766-

### *MAGNETIC PARALLEL SERIES*

Ground in pairs. Used as workpiece shims in a wide variety of machining operations, ensuring parallel clamping. Thanks to the magnetic coupling, clamping times are reduced.

11 Pcs | Box | 65Mn | Tempered | Grounded

| Art. | Dimensions | Hardness | Accuracy |
|---|---|---|---|
| 0766/090 | 90 x 2,5 x (15-22-25-30-32) mm | HRC 60 | ± 0,005 mm |
| 0766/125 | 125 x 2,5 x (15-30-35-37-39) mm | HRC 60 | ± 0,005 mm |
| 0766/150 | 150 x 2,5 x (25-35-40-45-47) mm | HRC 60 | ± 0,005 mm |

## P014

### *PARALLEL COUPLE SET*

Ground in pairs. Used as part shims in wide variety of machining operations, ensuring parallel clamping.

28 Pcs | Box | Steel | Tempered | Grounded

| | |
|---|---|
| Dimensions | 150 x 10 x (14-16-18-20-22-24-26-28-30-32-35-40-45-50) mm |
| Hardness | HRC 60 |
| Accuracy | ± 0,005 mm |

## P015

### *PARALLEL COUPLE SET*

Ground in pairs. Used as part shims in wide variety of machining operations, ensuring parallel clamping.

18 Pcs | Box | Steel | Tempered | Grounded

| | |
|---|---|
| Dimensions | 160 x 4 x (10-14-18-22-26-30-34-38-42) mm |
| Hardness | HRC 60 |
| Accuracy | ± 0,005 mm |

## P017

### *PARALLEL COUPLE SET*

Ground in pairs. Used as part shims in wide variety of machining operations, ensuring parallel clamping.

18 Pcs | Box | Steel | Tempered | Grounded

| | |
|---|---|
| Dimensions | 150 x 8 x (14-16-20-24-30-32-36-40-44) mm |
| Hardness | HRC 45 |
| Accuracy | ± 0,005 mm |

## D023

### *HORIZONTAL AND VERTICAL RATCHET DIVIDING HEAD*

It allows you to have various types of divisions based on the type of disc mounted. Division is done automatically using the feed lever. Complete with locking brackets.

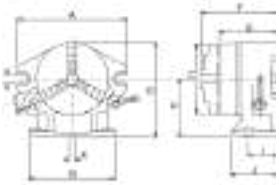

Wooden Box

Mill

| | | | |
|---|---|---|---|
| **Dividing** | 2 - 3 - 4 - 6 - 8 - 12 - 24 | **H** | 125 mm |
| **A** | 230 mm | **I** | - mm |
| **B** | 230 mm | **J** | 210 mm |
| **C** | 160 mm | **K** | 18 mm |
| **D** | 236 mm | **Hole** | Ø 30 mm |
| **E** | 18 mm | **Hor. max load** | 50 kg |
| **F** | 320 mm | **Ver. max load** | 10 kg |
| **G** | 285 mm | **Net weight** | 66,5 kg |

## D003

### *HORIZONTAL AND VERTICAL DIRECT DIVIDING HEAD*

It allows you to have various types of divisions based on the type of disc mounted. Division is done automatically using the feed lever. Possibility of manual division from degree to degree 0° - 360°.

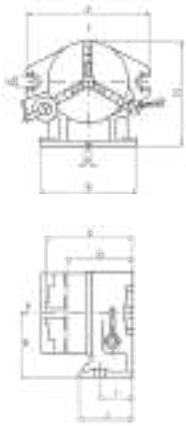

Wooden Box

Mill

| | | | |
|---|---|---|---|
| **Dividing** | 2 - 3 - 4 - 6 - 8 - 12 - 24 | **H** | 149,25 mm |
| **A** | 310 mm | **I** | 80 mm |
| **B** | 255 mm | **J** | 130 mm |
| **C** | 210 mm | **K** | 16 mm |
| **D** | 259,25 mm | **Hole** | 62 mm |
| **E** | 18 mm | **Hor. max load** | 50 kg |
| **F** | 214 mm | **Ver. max load** | 10 kg |
| **G** | 171,5 mm | **Net weight** | 52 kg |

## T016/100

### *TILTING ROTARY TABLE*

For precise positioning of both rotation and inclination thanks to the graduations on the handwheel and on tilt locking lever. Complete with locking brackets.

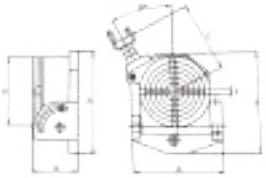

Box

Mill

| | | | |
|---|---|---|---|
| **A** | 143 mm | **Revolution** | 360° |
| **B** | 130 mm | **Tilting table** | 90° |
| **C** | 105 mm | **Ratio** | 1:36 |
| **D** | 102 mm | **Slots** | 4 x 6,35 mm \| 5/16" |
| **d** | 18 mm | **Horizontal height** | 102 mm |
| **H** | 68 mm | **Net weight** | 5 kg |

## T017/100

### *TILTING ROTARY TABLE WITH CHUCK*

For precise positioning of both rotation and inclination thanks to the graduations on the handwheel and on tilt locking lever. Complete with locking brackets.

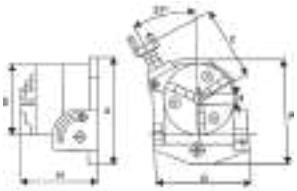

Box

Mill

| | | | |
|---|---|---|---|
| **Chuck sizes** | 100 mm | | |
| **A** | 143 mm | **Revolution** | 360° |
| **B** | 130 mm | **Tilting table** | 90° |
| **C** | 105 mm | **Ratio** | 1:36 |
| **D** | 100 mm | **Slots** | 4 x 8 mm |
| **d** | 20 mm | **Horizontal height** | 102 mm |
| **H** | 160 mm | **Net weight** | 11 kg |

## T001-

### *0° ÷ 90° TILTING ROTARY TABLE*

Equipped with micrometric adjustment and oil bath gears.

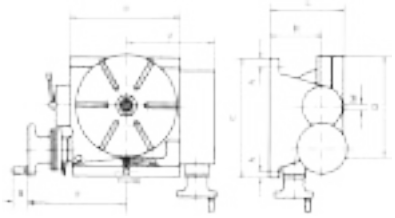

Wooden Box  Mill

| Art. | A | B | C | D | E | F | G | H | L | MT | Ratio | Slots | Hor. max load | Ver. max load | Net weight |
|---|---|---|---|---|---|---|---|---|---|---|---|---|---|---|---|
| T001/250 | 14 mm | 40 mm | 310 mm | 250 mm | 252 mm | 199 mm | 14 mm | 140 mm | 205 mm | 3 | 1:90 | 6-12 N°/mm | 200 kg | 100 kg | 78 kg |
| T001/320 | 16 mm | 40 mm | 380 mm | 320 mm | 322 mm | 241 mm | 18 mm | 185 mm | 257 mm | 4 | 1:90 | 6-14 N°/mm | 250 kg | 125 kg | 133 kg |

## D005-

### *DIVIDING PLATES FOR ROTARY TABLE*

Box

| Art. | For rotary table | Ratio | Plates holes | Hole | External |
|---|---|---|---|---|---|
| D005 | T001/250 - 320, T002/160 - 320 | 1:90 | A: 34-37-38-39-41-43-44-50-52-56-61, B: 46-47-49-51-53-54-57-58-59-62-64 | 38 mm | 130 mm |
| D005/400 | T002/400 | 1:90 | A: 34-37-38-39-41-43-44-50-52-56-61, B: 46-47-49-51-53-54-57-58-59-62-64 | 53 mm | 170 mm |

## T002-

### *HORIZONTAL AND VERTICAL ROTARY TABLE*

Equipped with micrometric adjustment and oil bath gears.

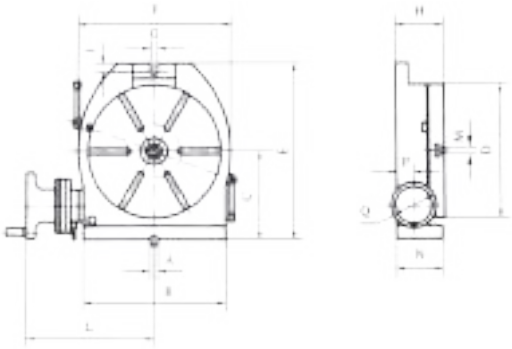

Wooden Box  Mill

| Art. | A | B | C | D | E | F | G | H | J | L | N | P | Q | MT | Ratio | Slots | Hor. max load | Ver. max load | Net weight |
|---|---|---|---|---|---|---|---|---|---|---|---|---|---|---|---|---|---|---|---|
| T002/160 | 12 mm | 186 mm | 125 mm | 160 mm | 242 mm | 196 mm | 12 mm | 85 mm | 12 mm | 194 mm | 82 mm | 37 mm | 125 mm | 2 | 1:90 | 4-10 N°/mm | 100 kg | 50 kg | 23 kg |
| T002/200 | 14 mm | 208 mm | 150 mm | 200 mm | 285 mm | 236 mm | 14 mm | 100 mm | 15 mm | 211 mm | 99 mm | 48 mm | 125 mm | 3 | 1:90 | 4-12 N°/mm | 150 kg | 75 kg | 30 kg |
| T002/250 | 14 mm | 253 mm | 170 mm | 250 mm | 328 mm | 286 mm | 14 mm | 110 mm | 16 mm | 241 mm | 106 mm | 48 mm | 125 mm | 4 | 1:90 | 6-12 N°/mm | 200 kg | 100 kg | 44 kg |
| T002/320 | 18 mm | 321 mm | 210 mm | 320 mm | 410 mm | 360 mm | 18 mm | 120 mm | 16 mm | 273 mm | 118 mm | 48 mm | 125 mm | 4 | 1:90 | 6-14 N°/mm | 250 kg | 125 kg | 75 kg |
| T002/400 | 18 mm | 400 mm | 260 mm | 400 mm | 525 mm | 450 mm | 18 mm | 150 mm | 16 mm | 337 mm | 145 mm | 70 mm | 160 mm | 4 | 1:90 | 6-14 N°/mm | 300 kg | 150 kg | 174 kg |

## C054

### *ADJUSTABLE TAILSTOCK*

Wooden Box

Mill

| | |
|---|---|
| For rotary table | T002/160 |
| Centers height | 95 - 150 mm |
| Net weight | 9 kg |

## C051

### *ADJUSTABLE TAILSTOCK*

Wooden Box

Mill

| | |
|---|---|
| For rotary table | T001/250 - T002/200 - T002/250 |
| MT | 2 |
| Centers height | 140 - 180 mm |
| Net weight | 18 kg |

## C052

### *ADJUSTABLE TAILSTOCK*

Wooden Box

Mill

| | |
|---|---|
| For rotary table | T002/320 - T001/320 |
| MT | 2 |
| Centers height | 180 - 224 mm |
| Net weight | 20 kg |

## D004-

### *UNIVERSAL DIVIDING HEAD WITH TAILSTOCK, CHUCK AND DIVIDING PLATES*

Equipped with hardened and ground worm screw and precision tapered roller bearings. Allows the operator to perform exactly determined angular rotations, such as are required for the divisions of a circumference into a certain number of equal parts.

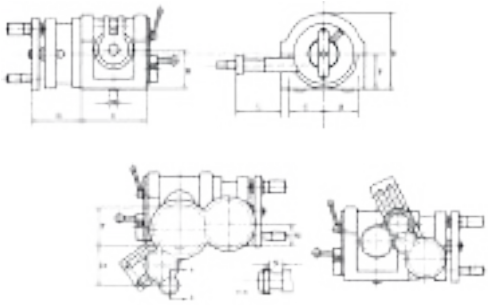

Wooden Box

Mill

| Art. | A | B | C | D | E | F | G | H | L | MT | N | P | Chuck sizes | Ratio | Capacity | Plates holes | Net weight |
|---|---|---|---|---|---|---|---|---|---|---|---|---|---|---|---|---|---|
| D004/125L | 209 mm | 18 mm | 116 mm | 98 mm | 224 mm | 117 mm | 120 mm | 125 mm | 103 mm | 4 | 34,5 mm | 100 mm | Ø 160 mm | 1:40 | 130 kg | 24 - 25 - 28 - 30 - 34 - 37 - 38 - 39 - 41 - 42 - 43 - 46 - 47 - 49 - 51 - 53 - 54 - 57 - 58 - 59 - 62 - 66 | 119 kg |
| D004/160L | 209 mm | 18 mm | 116 mm | 98 mm | 259 mm | 152 mm | 120 mm | 160 mm | 103 mm | 4 | 34,5 mm | 100 mm | Ø 200 mm | 1:40 | 130 kg | 24 - 25 - 28 - 30 - 34 - 37 - 38 - 39 - 41 - 42 - 43 - 46 - 47 - 49 - 51 - 53 - 54 - 57 - 58 - 59 - 62 - 66 | 125 kg |

## D006-

### *SEMI UNIVERSAL DIVIDING HEAD WITH TAILSTOCK AND DIVIDING PLATES*

Chuck not included, equipped with hardened and ground worm screw and precision tapered roller bearings. Allows the operator to perform exactly determined angular rotations, such as are required for the divisions of a circumference into a certain number of equal parts.

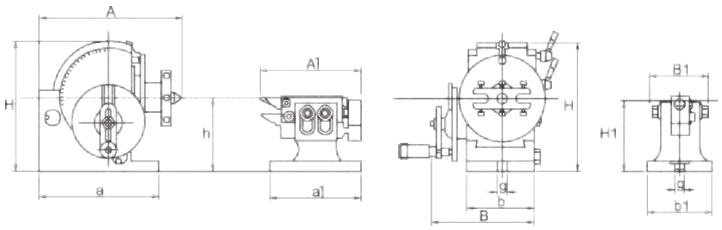

Box

Mill

| Art. | A | B | H | h | a | b | G | A1 | B1 | H1 | h1 | a1 | b1 | Suitable chuck | g1 | Hole | MT | Ratio | Head tilt left and right | Plates holes | Net weight |
|---|---|---|---|---|---|---|---|---|---|---|---|---|---|---|---|---|---|---|---|---|---|
| D006/100 | 193 mm | 131 mm | 173 mm | 100 mm | 166 mm | 90 mm | 16 mm | 175 mm | 87 mm | 102 mm | 100 mm | 130 mm | 82 mm | Ø 125 mm | 16 mm | Ø 18 mm | 2 | 1:40 | -10° - 90° | 15-16-17-18-19-20-21-23-27-29-31-33-37-39-41-43-47-49 | 16 kg |
| D006/128 | 242 mm | 168 mm | 220 mm | 128 mm | 206 mm | 113 mm | 16 mm | 183 mm | 87 mm | 137 mm | 128 mm | 158 mm | 110 mm | Ø 160 mm | 16 mm | Ø 20 mm | 3 | 1:40 | -10° - 90° | 15-16-17-18-19-20-21-23-27-29-31-33-37-39-41-43-47-49 | 30 kg |

## T013

### *CROSS WORKING TABLE*

With coolant channels. Adjustable handwheel graduation.

Wooden Box | Cast Iron | Mill

| | |
|---|---|
| A | 210 mm |
| B | 730 mm |
| C | 315 mm |
| D | 395 mm |
| E | 240 mm |
| F | 300 mm |
| Slot | 14 mm |
| Height | 155 mm |
| Travels | 160 x 360 mm |
| Division | 0,05 mm |
| Net weight | 70 kg |

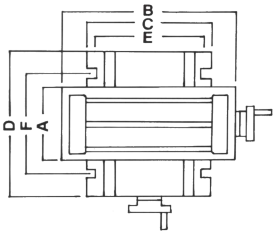


## T014G

### *SWIVELING CROSS WORKING TABLE*

Equipped with a swivel base. With coolant channels.
Adjustable handwheel graduation.

Wooden Box | Cast Iron | Mill

| | |
|---|---|
| A | 240 mm |
| B | 600 mm |
| C | 280 mm |
| D | 340 mm |
| E | 260 mm |
| F | 250 mm |
| Slot | 12 mm |
| Height | 160 mm |
| Travels | 155 x 370 mm |
| Division | 0,02 mm |
| Net weight | 60 kg |

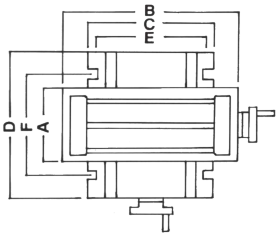


## T015

### *CROSS WORKING TABLE*

With adjustable graduation of the handwheel. Equipped with conical gib with screw on the head and scraped guides for greater precision and better sliding.

Box | Cast Iron | Mill

| | |
|---|---|
| A | 100 mm |
| B | 185 mm |
| C | 130 mm |
| D | 170 mm |
| E | 104 mm |
| F | 103 mm |
| Slot | 10 mm |
| Height | 100 mm |
| Travels | 50 x 80 mm |
| Division | 0,01 mm |
| Net weight | 10 kg |

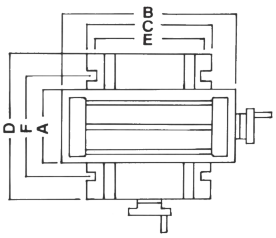


## T015/E

### *CROSS WORKING TABLE*

With adjustable graduation of the handwheel.



Box | Cast Iron | Mill

| | |
|---|---|
| A | 100 mm |
| b | 185 mm |
| C | 130 mm |
| D | 173 mm |
| E | 102 mm |
| F | 100 mm |
| Slot | 10 mm |
| Height | 104 mm |
| Travels | 50 x 80 mm |
| Division | 0,01 mm |
| Net weight | 10 kg |

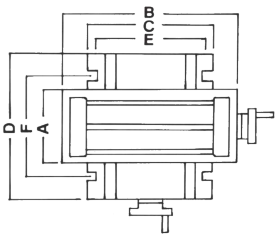

## T008

### *CROSS WORKING TABLE*

Cast iron cross table, suitable for milling machines.

Box · Cast Iron · Mill

| | |
|---|---|
| A | 153 mm |
| B | 475 mm |
| C | 200 mm |
| D | 270 mm |
| Slot | 16 mm |
| Slot distance | 75 mm |
| Height | 130 mm |
| Travels | 120 x 325 mm |
| Base locating slot | 162 mm |
| Net weight | 23 kg |

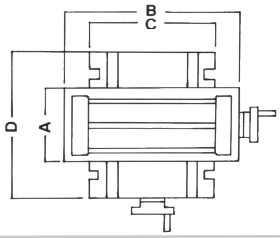


## T018/350

### *CROSS WORKING TABLE*

With fixed millimeter scale for longitudinal table movements.

Box · Aluminum · Mill · Drill press

| | |
|---|---|
| A | 100 mm |
| B | 350 mm |
| C | 160 mm |
| D | 190 mm |
| Height | 120 mm |
| Slot | 8 mm |
| Slot distance | 36 mm |
| Travels | 177 x 50 mm |
| Division | 0,05 mm |
| Overall dimensions | 415 x 255 mm |
| Net weight | 6 kg |

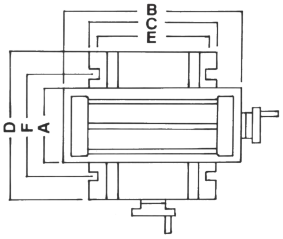


## T018/330

### *CROSS WORKING TABLE*

With fixed millimeter scale for longitudinal table movements.

Box · Aluminum · Mill · Drill press

| | |
|---|---|
| A | 95 mm |
| B | 330 mm |
| C | 125 mm |
| D | 145 mm |
| Height | 82 mm |
| Slot | 8 mm |
| Slot distance | 36 mm |
| Travels | 190 x 65 mm |
| Division | 0,05 mm |
| Overall dimensions | 395 x 210 mm |
| Net weight | 2,5 kg |

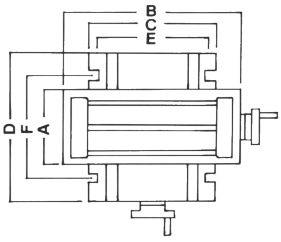


## T004-

### *ADJUSTABLE ANGLE PLATE*

With tilting regulation on both sides.

Wooden Box · Cast Iron · Mill

| Art. | Dimensions | Slot | Tilting | Net weight |
|---|---|---|---|---|
| T004/250 | 255 x 180 x 135h mm | 12 mm | ± 36° | 15 kg |
| T004/380 | 380 x 250 x 180h mm | 16 mm | ± 36° | 45 kg |
| T004/600 | 610 x 305 x 253h mm | 16 mm | ± 36° | 105 kg |

## P077-

### *PERMANENT MAGNETIC CHUCK*

Wooden Box — Steel

| Art. | Dimensions | Magnetic force | Pole pitch | Net weight |
|---|---|---|---|---|
| P077/1525 | 250 x 150 x 60 mm | 180 N/cm2 | 3 + 12 mm | 17 kg |
| P077/1530 | 300 x 150 x 60 mm | 180 N/cm2 | 3 + 12 mm | 20 kg |
| P077/2040 | 400 x 200 x 60 mm | 180 N/cm2 | 3 + 12 mm | 37 kg |
| P077/3050 | 500 x 300 x 60 mm | 180 N/cm2 | 3 + 12 mm | 65 kg |
| P077/3060 | 600 x 300 x 60 mm | 180 N/cm2 | 3 + 12 mm | 80 kg |

## P078-

### *PERMANENT MAGNETIC CHUCK*

With fixed polarity. It allows the machining of small and low thickness pieces due to fine pitch.

| Art. | Dimensions | Magnetic force | Pole pitch | Net weight |
|---|---|---|---|---|
| P078/1525 | 250 x 150 x 48 mm | 120 N/cm2 | 0,5 + 1,5 mm | 16 kg |
| P078/1530 | 300 x 150 x 48 mm | 120 N/cm2 | 0,5 + 1,5 mm | 17 kg |
| P078/1535 | 350 x 150 x 48 mm | 120 N/cm2 | 0,5 + 1,5 mm | 20 kg |
| P078/1540 | 400 x 150 x 51 mm | 120 N/cm2 | 0,5 + 1,5 mm | 24 kg |
| P078/1545 | 450 x 150 x 51 mm | 120 N/cm2 | 0,5 + 1,5 mm | 27 kg |
| P078/2045 | 450 x 200 x 51 mm | 120 N/cm2 | 0,5 + 1,5 mm | 38 kg |
| P078/2050 | 500 x 200 x 58 mm | 120 N/cm2 | 0,5 + 1,5 mm | 57 kg |
| P078/2060 | 600 x 200 x 58 mm | 120 N/cm2 | 0,5 + 1,5 mm | 55 kg |

Wooden Box

Steel

## P079-

### *MAGNETIC TOP WITH BREAST BAR*

Box — Steel

| Art. | Dimensions | Magnetic force | Pole pitch | Tilting | Net weight |
|---|---|---|---|---|---|
| P079/1515 | 150 x 150 x 86 mm | 120 N/cm2 | 0,5 + 1,5 mm | 0° - 60° | 17 kg |
| P079/1530 | 150 x 300 x 86 mm | 120 N/cm2 | 0,5 + 1,5 mm | 0° - 60° | 32 kg |

## K001-

### *CLAMPING KIT*

Consisting of: 24 tie rods, 6 T-nuts, 6 low nuts, 4 joint sleeves, 6 simple brackets, 12 stair supports, practical wall support.

58 Pcs — Box — Steel

| Art. | Slot | Thread |
|---|---|---|
| K001/12 | 12 mm | M10 |
| K001/14 | 14 mm | M12 |
| K001/16 | 16 mm | M14 |
| K001/18 | 18 mm | M16 |

## K002-

### *CLAMPING SET*

Consisting of 2 stepped supports, 2 tie rods and 2 T-head bolts and flanged nuts. To fix the elements to be milled on boards.

6 Pcs — Hangable — Steel

| Art. | 2 Step blocks | 2 Clamp | 2 Studs with Tee nuts | Slot |
|---|---|---|---|---|
| K002/08 | 25 x 25 x 42 mm | 90 x 25 x 12 mm | M6 x 100 mm | 8 mm |
| K002/10 | 25 x 25 x 42 mm | 100 x 25 x 15 mm | M8 x 100 mm | 10 mm |
| K002/12 | 25 x 25 x 42 mm | 100 x 25 x 15 mm | M10 x 100 mm | 12 mm |
| K002/14 | 25 x 25 x 42 mm | 100 x 31 x 19 mm | M12 x 100 mm | 14 mm |



# SPINDLE RANGE FERVI

## MAIN FEATURES

The new spindle line is compatible with all Fervi lathes.




**Laser engraving with logo**

**Single interchangeable body**
balanced and well-balanced, made of heavy spheroidal cast iron with excellent rigidity, allowing for optimal gripping tolerance.

**Maximum speed**

**Durable jaws made**
of hardened, tempered, and ground steel.

**Handy grease gun(s)**
for lubricating various parts.

**Model**

## FLANGE MOUNT

This range of spindles is designed for attachment by flange. Mechanical machining may be required to couple the spindle with the flange. They can also be applied to other mechanical parts (such as dividing tables or dividers), subject to mechanical adjustment.

## INTEGRATED CAMLOCK ATTACHMENT

Camlock couplings allow faster changeover and, most importantly, prevent accidental unscrewing of the spindle. It does not require any preliminary machining for mounting on the machine.

## SPINDLE SELECTION GUIDE

The choice of spindle is related to the type of machining to be performed.

### 3-JAW CHUCK (SELF CENTERING)

They allow solid circular or tubular, polygonal workpieces with a number of sides divisible by 3 to be clamped, centering them, by means of straight or reverse jaws.

### 4-JAW CHUCK (SELF-CENTERING)

They are used for fastening solid circular or tubular workpieces, with irregular or polygonal cross-section with a number of sides divisible by 4, by means of straight or reverse jaws.

### INDEPENDENT JAW CHUCK

In this type of chuck, each jaw has independent movement in order to be able to clamp the workpiece with its axis off-center in the case of particular types of machining.

## BASED ON THE LATHE

### CENTER HEIGHT

This parameter indicates the height between the center of the spindle and the lathe bed The tip height determines the maximum radius that can be machined on the bench. Multiplying the value by 2 will give us the maximum diameter that can be machined on the bench.

### SPINDLE BORE

This is the diameter of the through-hole present on the lathe to be able to thread long bars to be turned by threading and clamping them between the jaws of the chuck.

### SPINDLE NOSE CAMLOCK

Determined by the diameter of the lathe head flange pins or if available from machine technical data.

## M075A-

### *PRECISION SELF-CENTERING CHUCK 3 + 3 + 3 JAWS*

Single guide. Integral jaws, concentric clamping, equipped with: 1 series consisting of 3 internal jaws, 1 series consisting of 3 external jaws and tightening key and 1 series consisting of 3 solid soft jaws. Metal's rear cover for Ø250mm, Ø320mm and Ø400mm chucks

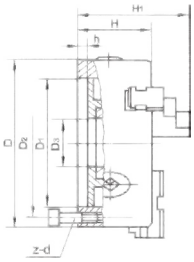


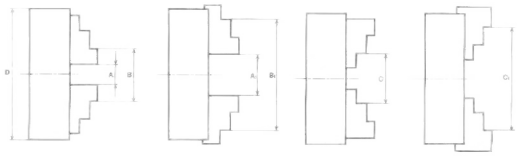

Box | Wooden Box | Cast Iron | 6350 | Lathe

| Art. | D | D1 | D2 | D3 | H1 | H | h | z-d | Spanner square | A - A1 | B - B1 | C - C1 | Net weight |
|---|---|---|---|---|---|---|---|---|---|---|---|---|---|
| M075A/080 | 80 mm | 55 mm | 66 mm | 16 mm | 66 mm | 50 mm | 4 mm | 3-M6 | 8 mm | 2 - 22 mm | 25 - 70 mm | 22 - 63 mm | 1,9 kg |
| M075A/100 | 100 mm | 72 mm | 84 mm | 22 mm | 74,5 mm | 55 mm | 4 mm | 3-M8 | 8 mm | 2 - 30 mm | 30 - 90 mm | 30 - 80 mm | 3,2 kg |
| M075A/125 | 125 mm | 95 mm | 108 mm | 30 mm | 84 mm | 58 mm | 4 mm | 3-M8 | 10 mm | 2,5 - 40 mm | 38 - 125 mm | 38 - 110 mm | 5,0 kg |
| M075A/160 | 160 mm | 130 mm | 142 mm | 45 mm | 95 mm | 65 mm | 5 mm | 3-M8 | 10 mm | 3 - 55 mm | 50 - 160 mm | 55 - 145 mm | 8,8 kg |
| M075A/200 | 200 mm | 165 mm | 180 mm | 65 mm | 109 mm | 75 mm | 6 mm | 3-M10 | 12 mm | 4 - 85 mm | 65 - 200 mm | 65 - 200 mm | 15,5 kg |
| M075A/250 | 250 mm | 206 mm | 226 mm | 80 mm | 120 mm | 80 mm | 5 mm | 3-M12 | 12 mm | 6 - 110 mm | 80 - 250 mm | 90 - 250 mm | 25,7 kg |
| M075A/320 | 320 mm | 270 mm | 290 mm | 100 mm | 143,5 mm | 95 mm | 11 mm | 3-M16 | 13 mm | 11,5 - 145 mm | 95 - 320 mm | 110 - 320 mm | 47,5 kg |
| M075A/400 | 400 mm | 340 mm | 368 mm | 145 mm | 155 mm | 101,5 mm | 7 mm | 3-M16 | 14 mm | 15 - 210 mm | 120 - 400 mm | 120 - 400 mm | 71,0 kg |

## M076A-

### *PRECISION SELF-CENTERING CHUCK 4+4+4 JAWS*

Single guide. Integral jaws, concentric clamping, equipped with 1 series consisting of 4 internal jaws, 1 series consisting of 4 external jaws and tightening key and 1 series consisting of 4 solid soft jaws.

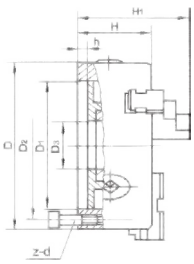


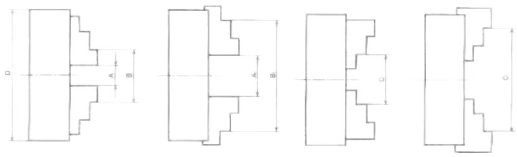

Box | Wooden Box | Cast Iron | 6350 | Lathe

| Art. | D | D1 | D2 | D3 | H1 | H | h | z-d | Spanner square | A - A1 | B - B1 | C - C1 | Net weight |
|---|---|---|---|---|---|---|---|---|---|---|---|---|---|
| M076A/080 | 80 mm | 55 mm | 66 mm | 16 mm | 66 mm | 50 mm | 4 mm | 3-M6 | 8 mm | 2 - 22 mm | 25 - 70 mm | 22 - 63 mm | 2,1 kg |
| M076A/100 | 100 mm | 72 mm | 84 mm | 22 mm | 75 mm | 55 mm | 4 mm | 3-M8 | 8 mm | 2 - 30 mm | 30 - 90 mm | 30 - 80 mm | 3,6 kg |
| M076A/125 | 125 mm | 95 mm | 108 mm | 30 mm | 84 mm | 58 mm | 4,5 mm | 3-M8 | 10 mm | 2,5 - 40 mm | 38 - 125 mm | 38 - 110 mm | 5,9 kg |
| M076A/160 | 160 mm | 130 mm | 142 mm | 45 mm | 95 mm | 65 mm | 5 mm | 3-M8 | 10 mm | 3 - 55 mm | 50 - 160 mm | 55 - 145 mm | 9,7 kg |
| M076A/200 | 200 mm | 165 mm | 180 mm | 65 mm | 113 mm | 75 mm | 6 mm | 3-M10 | 12 mm | 4 - 85 mm | 65 - 200 mm | 65 - 200 mm | 20,3 kg |
| M076A/250 | 250 mm | 206 mm | 226 mm | 80 mm | 124 mm | 80 mm | 5 mm | 3-M12 | 12 mm | 6 - 110 mm | 80 - 250 mm | 90 - 250 mm | 28,3 kg |
| M076A/320 | 320 mm | 270 mm | 290 mm | 100 mm | 148,5 mm | 95 mm | 11 mm | 3-M16 | 13 mm | 11,5 - 145 mm | 95 - 320 mm | 110 - 320 mm | 67,0 kg |
| M076A/400 | 400 mm | 340 mm | 368 mm | 145 mm | 155 mm | 101,5 mm | 7 mm | 3-M16 | 14 mm | 15 - 210 mm | 120 - 400 mm | 120 - 400 mm | 94,0 kg |

## M049A-

### *PRECISION SELF-CENTERING 3+3 JAWS CHUCK*

Single guide. Integral jaws, concentric clamping, equipped with 1 series consisting of 3 internal jaws, 1 series consisting of 3 external jaws and tightening key.
Metal's rear cover for Ø250mm, Ø320mm and Ø400mm chucks

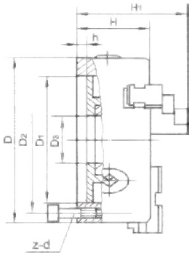

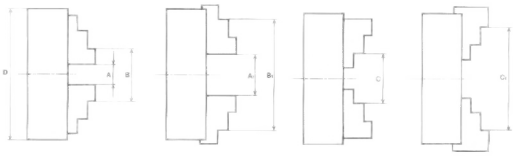

Box | Wooden Box | Cast Iron | 6350 | Lathe

| Art. | D | D1 | D2 | D3 | H1 | H | h | z-d | Spanner square | A - A1 | B - B1 | C - C1 | Net weight |
|---|---|---|---|---|---|---|---|---|---|---|---|---|---|
| M049A/080 | 80 mm | 55 mm | 66 mm | 16 mm | 66 mm | 50 mm | 4 mm | 3-M6 | 8 mm | 2 - 22 mm | 25 - 70 mm | 22 - 63 mm | 1,7 kg |
| M049A/100 | 100 mm | 72 mm | 84 mm | 22 mm | 74,5 mm | 55 mm | 4 mm | 3-M8 | 8 mm | 2 - 30 mm | 30 - 90 mm | 30 - 80 mm | 2,9 kg |
| M049A/125 | 125 mm | 95 mm | 108 mm | 30 mm | 84 mm | 58 mm | 5 mm | 3-M8 | 10 mm | 2,5 - 40 mm | 38 - 125 mm | 38 - 110 mm | 4,7 kg |
| M049A/160 | 160 mm | 130 mm | 142 mm | 45 mm | 95 mm | 65 mm | 6 mm | 3-M8 | 10 mm | 3 - 55 mm | 50 - 160 mm | 55 - 145 mm | 8,1 kg |
| M049A/200 | 200 mm | 165 mm | 180 mm | 65 mm | 114 mm | 75 mm | 6,5 mm | 3-M10 | 12 mm | 4 - 85 mm | 65 - 200 mm | 65 - 200 mm | 14,4 kg |
| M049A/250 | 250 mm | 206 mm | 226 mm | 80 mm | 125 mm | 80 mm | 5 mm | 3-M12 | 12 mm | 6 - 110 mm | 80 - 250 mm | 90 - 250 mm | 25,6 kg |
| M049A/320 | 320 mm | 270 mm | 290 mm | 100 mm | 143,5 mm | 95 mm | 11 mm | 3-M16 | 13 mm | 11,5 - 145 mm | 95 - 320 mm | 110 - 320 mm | 47,4 kg |
| M049A/400 | 400 mm | 340 mm | 368 mm | 145 mm | 155 mm | 104 mm | 6 mm | 3-M16 | 14 mm | 15 - 210 mm | 120 - 400 mm | 120 - 400 mm | 78,0 kg |

## M449A-

### *PRECISION SELF-CENTERING 4+4 JAWS CHUCK*

Single guide. Integral jaws, concentric clamping, equipped with 1 series consisting of 4 internal jaws, 1 series consisting of 4 external jaws and tightening key. Metal back cover for size Ø250mm, Ø300mm and Ø400mm.

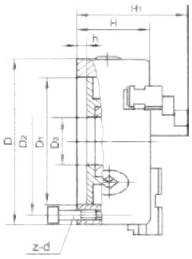

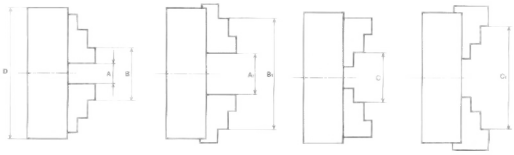

Box | Wooden Box | Cast Iron | 6350 | Lathe

| Art. | D | D1 | D2 | D3 | H1 | H | h | z-d | Spanner square | A - A1 | B - B1 | C - C1 | Net weight |
|---|---|---|---|---|---|---|---|---|---|---|---|---|---|
| M449A/080 | 80 mm | 55 mm | 66 mm | 16 mm | 66 mm | 50 mm | 4 mm | 3-M6 | 8 mm | 2 - 22 mm | 25 - 70 mm | 22 - 63 mm | 1,8 kg |
| M449A/100 | 100 mm | 72 mm | 84 mm | 22 mm | 75 mm | 55 mm | 4 mm | 3-M8 | 8 mm | 2,5 - 30 mm | 30 - 90 mm | 30 - 80 mm | 3,1 kg |
| M449A/125 | 125 mm | 95 mm | 108 mm | 30 mm | 84 mm | 58 mm | 4 mm | 3-M8 | 10 mm | 2,5 - 40 mm | 38 - 125 mm | 38 - 110 mm | 4,9 kg |
| M449A/160 | 160 mm | 130 mm | 142 mm | 45 mm | 95 mm | 65 mm | 5 mm | 3-M8 | 10 mm | 3 - 55 mm | 50 - 160 mm | 55 - 145 mm | 8,6 kg |
| M449A/200 | 200 mm | 165 mm | 180 mm | 65 mm | 113 mm | 75 mm | 6 mm | 3-M10 | 12 mm | 4 - 85 mm | 65 - 200 mm | 65 - 200 mm | 15,3 kg |
| M449A/250 | 250 mm | 206 mm | 226 mm | 80 mm | 124 mm | 80 mm | 5 mm | 3-M12 | 12 mm | 6 - 110 mm | 80 - 250 mm | 90 - 250 mm | 27,2 kg |
| M449A/320 | 320 mm | 270 mm | 290 mm | 100 mm | 148,5 mm | 95 mm | 11 mm | 3-M16 | 13 mm | 11,5 - 145 mm | 95 - 320 mm | 110 - 320 mm | 52,3 kg |
| M449A/400 | 400 mm | 340 mm | 368 mm | 145 mm | 155 mm | 101,5 mm | 7 mm | 3-M16 | 14 mm | 15 - 210 mm | 120 - 400 mm | 120 - 400 mm | 78,1 kg |

## M078A-

### *PRECISION SELF-CENTERING 3+3 JAWS CHUCK CAMLOCK*

Single guide. Integral jaws, concentric clamping, equipped with 1 series consisting of 3 internal jaws, 1 series consisting of 3 external jaws and tightening key.

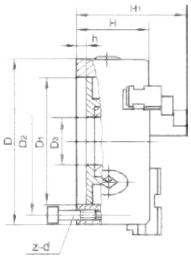

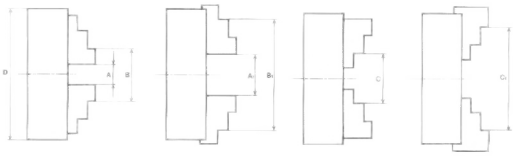

Box | Wooden Box | Cast Iron | 55029 | Lathe

| Art. | D | D1 | D2 | D3 | H1 | H | h | z-d | Spanner square | A - A1 | B - B1 | C - C1 | Net weight |
|---|---|---|---|---|---|---|---|---|---|---|---|---|---|
| M078A/160/D1-4 | 160 mm | 63,513 mm | 82,6 mm | 40 mm | 100,5 mm | 71 mm | 13 mm | 3-M10 | 10 mm | 3 - 55 mm | 50 - 160 mm | 55 - 145 mm | 10,6 kg |
| M078A/200/D1-4 | 200 mm | 63,513 mm | 82,6 mm | 50 mm | 124 mm | 86 mm | 13 mm | 3-M10 | 12 mm | 4 - 85 mm | 65 - 200 mm | 65 - 200 mm | 17,0 kg |
| M078A/200/D1-5 | 200 mm | 82,563 mm | 104,8 mm | 50 mm | 124 mm | 86 mm | 15 mm | 6-M12 | 12 mm | 4 - 85 mm | 65 - 200 mm | 65 - 200 mm | 20,1 kg |
| M078A/250/D1-5 | 250 mm | 82,563 mm | 104,8 mm | 70 mm | 139 mm | 95 mm | 15 mm | 6-M12 | 12 mm | 6 - 110 mm | 80 - 250 mm | 90 - 250 mm | 32,0 kg |
| M078A/250/D1-6 | 250 mm | 106,375 mm | 133,4 mm | 80 mm | 142 mm | 98 mm | 16 mm | 6-M16 | 12 mm | 6 - 110 mm | 80 - 250 mm | 90 - 250 mm | 32,0 kg |
| M078A/250/D1-8 | 250 mm | 139,719 mm | 171,4 mm | 80 mm | 142 mm | 98 mm | 18 mm | 6-M20 | 12 mm | 6 - 110 mm | 80 - 250 mm | 90 - 250 mm | 32,0 kg |
| M078A/320/D1-6 | 320 mm | 106,375 mm | 133,4 mm | 102 mm | 158 mm | 103,5 mm | 16 mm | 6-M16 | 13 mm | 11,5 - 145 mm | 95 - 320 mm | 110 - 320 mm | 51,0 kg |
| M078A/320/D1-8 | 320 mm | 139,719 mm | 171,4 mm | 102 mm | 158 mm | 103,5 mm | 18 mm | 6-M20 | 13 mm | 11,5 - 145 mm | 95 - 320 mm | 110 - 320 mm | 51,0 kg |
| M078A/400/D1-8 | 400 mm | 139,719 mm | 171,4 mm | 130 mm | 173 mm | 118 mm | 18 mm | 6-M20 | 14 mm | 15 - 210 mm | 120 - 400 mm | 120 - 400 mm | 82,0 kg |

## M079A-

### *PRECISION SELF-CENTERING 4+4 JAWS CHUCK CAMLOCK*

Single guide. Integral jaws, concentric clamping, equipped with 1 series consisting of 4 internal jaws, 1 series consisting of 4 external jaws and tightening key.

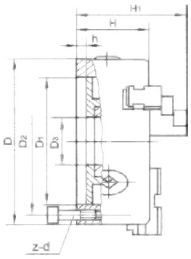

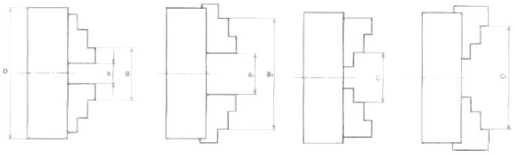

Box | Wooden Box | Cast Iron | 55029 | Lathe

| Art. | D | D1 | D2 | D3 | H1 | H | h | z-d | Spanner square | A - A1 | B - B1 | C - C1 | Net weight |
|---|---|---|---|---|---|---|---|---|---|---|---|---|---|
| M079A/160/D1-4 | 160 mm | 63,513 mm | 82,6 mm | 40 mm | 100,5 mm | 71 mm | 13 mm | 3-M10 | 10 mm | 3 - 55 mm | 50 - 160 mm | 55 - 145 mm | 11,0 kg |
| M079A/200/D1-4 | 200 mm | 63,513 mm | 82,6 mm | 50 mm | 124 mm | 86 mm | 13 mm | 3-M10 | 12 mm | 4 - 85 mm | 65 - 200 mm | 65 - 200 mm | 19,0 kg |
| M079A/200/D1-5 | 200 mm | 82,563 mm | 104,8 mm | 50 mm | 124 mm | 86 mm | 15 mm | 6-M12 | 12 mm | 4 - 85 mm | 65 - 200 mm | 65 - 200 mm | 19,0 kg |
| M079A/250/D1-5 | 250 mm | 82,563 mm | 104,8 mm | 70 mm | 139 mm | 95 mm | 15 mm | 6-M12 | 12 mm | 6 - 110 mm | 80 - 250 mm | 90 - 250 mm | 35,0 kg |
| M079A/250/D1-6 | 250 mm | 106,375 mm | 133,4 mm | 80 mm | 142 mm | 98 mm | 16 mm | 6-M16 | 12 mm | 6 - 110 mm | 80 - 250 mm | 90 - 250 mm | 35,0 kg |
| M079A/250/D1-8 | 250 mm | 139,719 mm | 171,4 mm | 80 mm | 142 mm | 98 mm | 18 mm | 6-M20 | 12 mm | 6 - 110 mm | 80 - 250 mm | 90 - 250 mm | 35,0 kg |
| M079A/320/D1-6 | 320 mm | 106,375 mm | 133,4 mm | 102 mm | 158 mm | 103,5 mm | 16 mm | 6-M16 | 13 mm | 11,5 - 145 mm | 95 - 320 mm | 110 - 320 mm | 56,0 kg |
| M079A/320/D1-8 | 320 mm | 139,719 mm | 171,4 mm | 102 mm | 158 mm | 103,5 mm | 18 mm | 6-M20 | 13 mm | 11,5 - 145 mm | 95 - 320 mm | 110 - 320 mm | 56,0 kg |
| M079A/400/D1-8 | 400 mm | 139,719 mm | 171,4 mm | 130 mm | 173 mm | 118 mm | 18 mm | 6-M20 | 14 mm | 15 - 210 mm | 120 - 400 mm | 120 - 400 mm | 90,0 kg |

## M005A-

### *PRECISION SELF CENTERING 3 REVERSIBLE JAWS CHUCK*

With single guide, single guide, equipped with 3 internal - external reversible hard jaws, clamping key and jaw-fixing screws., tightening wrench and jaw fixing screws. Plastic back cover for size Ø200mm.

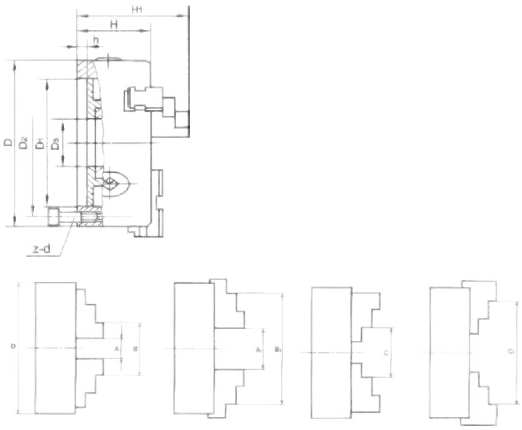

Box | Wooden Box | Cast Iron | 6350 | Lathe

| Art. | D | D1 | D2 | D3 | H1 | H | h | z-d | Spanner square | A - A1 | B - B1 | C - C1 | Net weight |
|---|---|---|---|---|---|---|---|---|---|---|---|---|---|
| M005A/200 | 200 mm | 165 mm | 180 mm | 65 mm | 122 mm | 75 mm | 5 mm | 3-M10 | 12 mm | 4 - 85 mm | 65 - 200 mm | 65 - 200 mm | 14,0 kg |
| M005A/250 | 250 mm | 206 mm | 226 mm | 80 mm | 136 mm | 80 mm | 5 mm | 3-M12 | 12 mm | 6 - 110 mm | 80 - 250 mm | 90 - 250 mm | 23,4 kg |
| M005A/320 | 320 mm | 270 mm | 290 mm | 100 mm | 170 mm | 95 mm | 11 mm | 3-M16 | 13 mm | 11,5 - 145 mm | 95 - 320 mm | 110 - 320 mm | 42,4 kg |
| M005A/400 | 400 mm | 340 mm | 368 mm | 145 mm | 175 mm | 101,5 mm | 7 mm | 3-M16 | 14 mm | 15 - 210 mm | 120 - 400 mm | 120 - 400 mm | 71,0 kg |
| M005A/500 | 500 mm | 440 mm | 465 mm | 210 mm | 197 mm | 115 mm | 7 mm | 6-M16 | 17 mm | 25 - 280 mm | 150 - 500 mm | 150 - 500 mm | 119,0 kg |
| M005A/630 | 630 mm | 560 mm | 595 mm | 280 mm | 218 mm | 135 mm | 8 mm | 6-M16 | 19 mm | 50 - 350 mm | 170 - 630 mm | 170 - 630 mm | 208,0 kg |

## P444A-

### *4 JAW INDEPENDENT CHUCK*

With screw control, flange connection, reversible simple guide jaws for internal and external gripping. Equipped with jaw key and fixing screws.

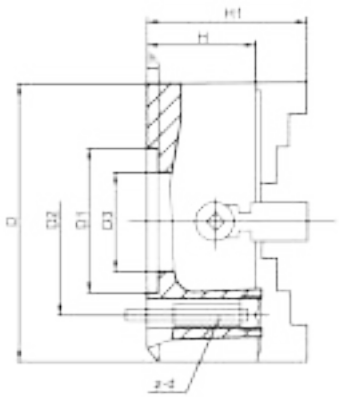

Box | Wooden Box | Cast Iron | Lathe

| Art. | D | D1 | D2 | D3 | H1 | H | h | z-d | Spanner square | Net weight |
|---|---|---|---|---|---|---|---|---|---|---|
| P444A/125 | 125 mm | 95 mm | 108 mm | 30 mm | 78 mm | 56 mm | 6 mm | 4-M8 | 7 mm | 4,8 kg |
| P444A/160 | 160 mm | 65 mm | 95 mm | 55 mm | 103 mm | 75 mm | 5 mm | 4-M10 | 10 mm | 10,0 kg |
| P444A/200 | 200 mm | 80 mm | 112 mm | 70 mm | 119 mm | 80 mm | 6 mm | 4-M10 | 10 mm | 14,5 kg |
| P444A/250 | 250 mm | 110 mm | 130 mm | 100 mm | 131 mm | 90 mm | 6 mm | 4-M12 | 12 mm | 23,0 kg |
| P444A/320 | 320 mm | 140 mm | 165 mm | 115 mm | 152 mm | 102 mm | 16 mm | 4-M16 | 14 mm | 43,0 kg |
| P444A/400 | 400 mm | 160 mm | 185 mm | 125 mm | 157 mm | 110 mm | 13 mm | 4-M16 | 14 mm | 71,0 kg |

## COMPATIBILITY BETWEEN GRIPS AND CHUCKS

| ART. | COMPATIBILITY |
|---|---|
| M049A/080ST | M049A/080, M075A/080 |
| M049A/100ST | M049A/100, M075A/100 |
| M049A/125ST | M049A/125, M075A/125 |
| M049A/160ST | M049A/160, M075A/160, M078A/160/D1-4 |
| M049A/200GBD | M049A/200, M075A/200, M078A/200/D1-4, M078A/200/D1-5 |
| M049A/250GBD | M049A/250, M075A/250, M078A/250/D1-5, M078A/250/D1-6 |
| M049A/320GBD | M049A/320, M075A/320, M078A/320/D1-6, M078A/320/D1-8 |
| M049A/400GBD | M049A/400, M075A/400, M078A/400/D1-8 |
| M449A/080ST | M449A/080, M076A/080 |
| M449A/100ST | M449A/100, M076A/100 |
| M449A/125ST | M449A/125, M076A/125 |
| M449A/160ST | M449A/160, M076A/160, M079A/160/D1-4 |
| M449A/200GBD | M449A/200, M076A/200, M079A/200/D1-4, M079A/200/D1-5 |
| M449A/250GBD | M449A/250, M076A/250, M079A/250/D1-5, M079A/250/D1-6 |
| M449A/320GBD | M449A/320, M076A/320, M079A/320/D1-6, M079A/320/D1-8 |
| M449A/400GBD | M449A/400, M076A/400, M079A/400/D1-8 |
| M075/200T | M049A/200GBD, M449A/200GBD, M005A/200, M076A/200 |
| M075/250T | M049A/250GBD, M449A/250GBD, M005A/250, M076A/250 |
| M075/315T | M049A/320GBD, M449A/320GBD, M005A/320, M076A/320 |
| 262206R | M049A/400GBD, M449A/400GBD, M005A/400, M076A/400 |
| 262207R | M005A/500, M005A/630 |

## M049A-xST

### *3 SOLID SOFT JAWS SET*

For self-centering chucks with simple guide.

Box

Steel

| Art. | Chuck sizes |
|---|---|
| M049A/080ST | Ø 80 mm |
| M049A/100ST | Ø 100 mm |
| M049A/125ST | Ø125 mm |
| M049A/160ST | Ø 160 mm |

## M449A-xST

### *4 SOLID SOFT JAWS SET*

For self-centering chucks with simple guide.

Box

| Art. | Chuck sizes |
|---|---|
| M449A/080ST | Ø 80 mm |
| M449A/100ST | Ø 100 mm |
| M449A/125ST | Ø 125 mm |
| M449A/160ST | Ø 160 mm |

## M049A-xGBD

### *3 SOFT JAWS SET*

With base in hardened steel, for self-centering chuck with simple guide.

Box

| Art. | Chuck sizes |
|---|---|
| M049A/200GBD | Ø 200 mm |
| M049A/250GBD | Ø 250 mm |
| M049A/320GBD | Ø 320mm |
| M049A/400GBD | Ø 400 mm |

## M449A-xGBD

### *4 SOFT JAWS SET*

With base in hardened steel, for self-centering chuck with simple guide.

Box

| Art. | Chuck sizes |
|---|---|
| M449A/200GBD | Ø 200 mm |
| M449A/250GBD | Ø 250 mm |
| M449A/320GBD | Ø 320 mm |
| M449A/400GBD | Ø 400 mm |

## 2622x

### *SOFT TOP JAW FOR CHUCKS*

Applicable on hard jaws.

Steel

| Art. | ø | Slot distance |
|---|---|---|
| M075/160T | 160 mm | 38,1 mm |
| M075/200T | 200 mm | 44,50 mm |
| M075/250T | 250 mm | 54 mm |
| M075/315T | 315 mm | 63,5 mm |
| 262206R | 400 mm | 76,2 mm |
| 262207R | 500 - 630 mm | 76,2 mm |

## 0563-

### *LATHE CHUCK KEY*

For spindles, with safety spring.

Steel Burnished Lathe

| Art. | Spanner square | Dimensions |
|---|---|---|
| 0563/08 | 8 mm | 61 x 120 mm |
| 0563/10 | 10 mm | 120 x 210 mm |
| 0563/12 | 12 mm | 155 x 300 mm |
| 0563/13 | 13 mm | 120 x 300 mm |
| 0563/14 | 14 mm | 130 x 350 mm |
| 0563/17 | 17 mm | 130 x 400 mm |
| 0563/19 | 19 mm | 200 x 500 mm |

## 0751/P

### *CHUCK FOR LATHE*

For wood lathe, ø 125mm.

Box Steel

| | |
|---|---|
| 4 jaw independent reversible chuck | Ø 150 mm |
| Thread | 1"- 8 TPI |
| Hole | Ø 22 mm |

## FD0x-

### *MOUNTING WITH STUD*

Camlock DIN 55029 to short cone with raw spindle side.

Box Wooden Box Cast Iron Lathe

| Art. | Cam lock Type | Size | Thickness | Pins |
|---|---|---|---|---|
| FD04/125 | 4" | Ø 125 mm | 26 mm | Ø 15,9 mm |
| FD04/160 | 4" | Ø 160 mm | 26 mm | Ø 15,9 mm |
| FD04/200 | 4" | Ø 200 mm | 28 mm | Ø 15,9 mm |
| FD05/200 | 5" | Ø 200 mm | 30 mm | Ø 19 mm |
| FD05/250 | 5" | Ø 250 mm | 30 mm | Ø 19 mm |
| FD06/250 | 6" | Ø 250 mm | 30 mm | Ø 22 mm |
| FD06/380 | 6" | Ø 400 mm | 30 mm | Ø 22 mm |
| FD08/250 | 8" | Ø 250 mm | 30 mm | Ø 25,4 mm |
| FD08/320 | 8" | Ø 320 mm | 30 mm | Ø 25,4 mm |
| FD08/380 | 8" | Ø 380 mm | 30 mm | Ø 25,4 mm |
| FD08/500 | 8" | Ø 500 mm | 36 mm | Ø 25,4 mm |
| FD11/320 | 11" | Ø 320 mm | 45 mm | Ø 30 mm |
| FD11/400 | 11" | Ø 400 mm | 30 mm | Ø 30 mm |
| FD11/500 | 11" | Ø 500 mm | 36 mm | Ø 30 mm |

## 0751/A4

### *CHUCK FOR LATHE*

For wood lathe, ø 125mm.

Box Steel

| | |
|---|---|
| 4 jaw reversible self centering chuck | Ø 125 mm |
| Thread | 1"- 8 TPI |
| Hole | Ø 22 mm |

## 0425-

### *4 JAW SELF-CENTERING CHUCK*

For wood lathe, ø 125mm.

Box Steel

| Art. | ø | Clamping range | Thread |
|---|---|---|---|
| 0425/100 | 95 mm | Int. 32 - 45 mm - Ext. 68 - 85 mm | 1" - 8 TPI |
| 0425/125 | 125 mm | Int. 50 - 70 mm - Ext. 85 - 110 mm | 1" - 8 TPI e M33 x 3,5 |

## M051-

### *HIGH PRECISION 3 JAWS KEYLESS DRILL CHUCK*

For industrial use, even in the most severe conditions of use. Sliding parts entirely hardened and ground. Spindle jaw hardness HRC58.

Box · Steel · No Percussion · Lathe · Mill · Drill press

| Art. | Capacity | Taper DIN | Dimensions |
|---|---|---|---|
| M051/08 | 0,5 ÷ 8 mm | B 12 | Ø 39 x 80 mm |
| M051/10 | 1 ÷ 10 mm | B 12 | Ø 44,5 x 82 mm |
| M051/13 | 1 ÷ 13 mm | B 16 | Ø 49,5 x 91 mm |
| M051/16 | 1 ÷ 16 mm | B 18 | Ø 54 x 102,5 mm |
| M051/20 | 1 ÷ 20 mm | B 22 | Ø 59 x 119 mm |

## M042-

### *LIGHT DUTY PROFESSIONAL SELF-TIGHTENING KEYLESS DRILL CHUCKS*

For professional use. Anodized body.

Box · Steel · No Percussion · Lathe · Mill · Drill press

| Art. | Capacity | Taper DIN | Dimensions |
|---|---|---|---|
| M042/08 | 0.5 ÷ 8 mm | B12 | Ø 36 x 71 mm |
| M042/10 | 1 ÷ 10 mm | B12 | Ø 39 x 80 mm |
| M042/13 | 1 ÷ 13 mm | B16 | Ø 41 x 87 mm |
| M042/16 | 3 ÷ 16 mm | B18 | Ø 49 x 98 mm |
| M042/20 | 5 ÷ 20 mm | B22 | Ø 53 x 106 mm |

## M052-

### *KEY TYPE TAPER HOLE DRILL CHUCKS*

Box · Steel · No Percussion · Lathe · Drill

| Art. | Capacity | Taper DIN | Dimensions |
|---|---|---|---|
| M052/10 | 1 ÷ 10 mm | B12 | Ø 43 x 57 mm |
| M052/13 | 1 ÷ 13 mm | B16 | Ø 53 x 65 mm |
| M052/16 | 3 ÷ 16mm | B18 | Ø 53 x 74 mm |
| M052/20 | 5 ÷ 20 mm | B22 | Ø 64 x 83 mm |

## M080/13

### *KEYLESS CHUCK WITH LOCK*

For double rotation and percussion use. Keyless quick locking with radial locking by rotating the spindle body. Body covered in synthetic material and operating parts in steel. with left fixing screw.

Blister · Percussion · No Percussion · Portable Drill

| | |
|---|---|
| Capacity | 2 ÷ 13 mm |
| Shank | 1/2" 20 UNF |

## M081-

### *KEY TYPE TAPER HOLE DRILL CHUCKS*

Box · Steel · Percussion · No Percussion · Portable Drill

| Art. | Capacity | Shank |
|---|---|---|
| M081/13 | 1÷ 13mm | 1/2" 20 UNF |
| M081/13A | 1÷ 13mm | 3/8" 24 UNF |

## 0711-

### *DRILL CHUCKS KEYS*

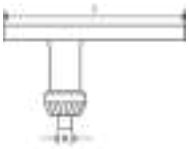

Steel · Burnished

| Art. | l | A |
|---|---|---|
| 0711/06 | 56 mm | 4 mm |
| 0711/10 | 56 mm | 6 mm |
| 0711/13 | 80 mm | 8 mm |
| 0711/16 | 90 mm | 8 mm |
| 0711/20 | 120 mm | 8,8 mm |

## 1-xA

### *MORSE TAPER ADAPTER*

DIN 69871/A, balanced chuck body, with extraction slot for tools. Balancing 12.000 rpm.

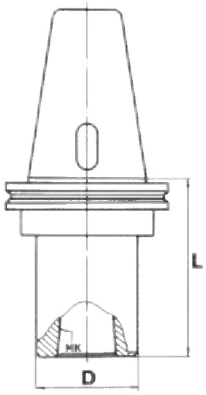


| Art. | ISO | MT | D | L |
|---|---|---|---|---|
| 1/1A40 | 40 | 1 | 25 mm | 45 mm |
| 1/2A40 | 40 | 2 | 32 mm | 60 mm |
| 1/3A40 | 40 | 3 | 40 mm | 75 mm |
| 1/4A40 | 40 | 4 | 50 mm | 98 mm |
| 1/2A50 | 50 | 2 | 32 mm | 40 mm |
| 1/3A50 | 50 | 3 | 40 mm | 50 mm |
| 1/4A50 | 50 | 4 | 48 mm | 95 mm |
| 1/5A50 | 50 | 5 | 63 mm | 110 mm |

## 1-xB

### *MORSE TAPER ADAPTER*

DIN 2080, balanced chuck body, with extraction slot for tools. Balancing 12.000 rpm.

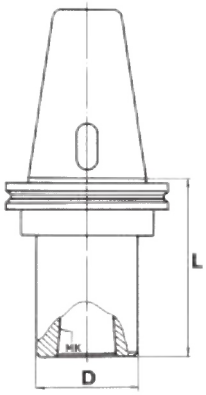


| Art. | ISO | MT | D | L |
|---|---|---|---|---|
| 1/1B40 | 40 | 1 | 25 mm | 50 mm |
| 1/2B40 | 40 | 2 | 32 mm | 50 mm |
| 1/3B40 | 40 | 3 | 40 mm | 65 mm |
| 1/4B40 | 40 | 4 | 48 mm | 95 mm |
| 1/1B50 | 50 | 1 | 25 mm | 45 mm |
| 1/2B50 | 50 | 2 | 32 mm | 60 mm |
| 1/3B50 | 50 | 3 | 40 mm | 65 mm |
| 1/4B50 | 50 | 4 | 48 mm | 70 mm |
| 1/5B50 | 50 | 5 | 63 mm | 100 mm |

## 1-xD

### *MORSE TAPER ADAPTER*

MAS-403 BT, balanced chuck body, with extraction slot for tools. Balancing 12.000 rpm.

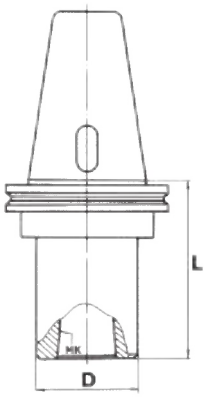


| Art. | BT | MT | D | L |
|---|---|---|---|---|
| 1/1D40 | 40 | 1 | 25 mm | 45 mm |
| 1/2D40 | 40 | 2 | 32 mm | 60 mm |
| 1/3D40 | 40 | 3 | 40 mm | 75 mm |
| 1/4D40 | 40 | 4 | 50 mm | 98 mm |
| 1/2D50 | 50 | 2 | 32 mm | 40 mm |
| 1/3D50 | 50 | 3 | 40 mm | 75 mm |
| 1/4D50 | 50 | 4 | 50 mm | 80 mm |
| 1/5D50 | 50 | 5 | 63 mm | 110 mm |

## ST45-xL

### *EXTENDED MORSE TAPER ADAPTERS*

For mounting tools with tapered shank vices.

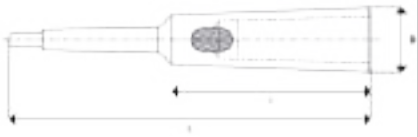

Box, Steel, Tempered, Grounded, 2187, Lathe, Mill, Drill press

| Art. | MT External | MT Internal | L | l | D |
|---|---|---|---|---|---|
| ST45/2/1L | 2 | 1 | 160 mm | 85 mm | 20 mm |
| ST45/2/2L | 2 | 2 | 175 mm | 90 mm | 30 mm |
| ST45/2/3L | 2 | 3 | 196 mm | 121 mm | 36 mm |
| ST45/3/1L | 3 | 1 | 175 mm | 81 mm | 20 mm |
| ST45/3/2L | 3 | 2 | 194 mm | 100 mm | 30 mm |
| ST45/3/3L | 3 | 3 | 215 mm | 121 mm | 36 mm |
| ST45/3/4L | 3 | 4 | 240 mm | 146 mm | 48 mm |
| ST45/4/1L | 4 | 1 | 200 mm | 82,5 mm | 20 mm |
| ST45/4/2L | 4 | 2 | 215 mm | 97,5 mm | 30 mm |
| ST45/4/3L | 4 | 3 | 240 mm | 122,5 mm | 36 mm |
| ST45/4/4L | 4 | 4 | 265 mm | 147,5 mm | 48 mm |
| ST45/4/5L | 4 | 5 | 300 mm | 182,5 mm | 63 mm |
| ST45/5/1L | 5 | 1 | 232 mm | 82,5 mm | 20 mm |
| ST45/5/2L | 5 | 2 | 247 mm | 97,5 mm | 30 mm |
| ST45/5/3L | 5 | 3 | 268 mm | 118,5 mm | 36 mm |
| ST45/5/4L | 5 | 4 | 300 mm | 150,5 mm | 48 mm |
| ST45/5/5L | 5 | 5 | 335 mm | 185,5 mm | 63 mm |
| ST45/5/6L | 5 | 6 | 396 mm | 247 mm | 82 mm |

## ST45-

### *PRECISION MORSE TAPER REDUCTION SLEEVE*

For mounting tools with tapered shank vices.

Box, Steel, Tempered, Grounded, 2185, Lathe, Mill, Drill press

| Art. | MT External | MT Internal |
|---|---|---|
| ST45/2/1 | 2 | 1 |
| ST45/3/1 | 3 | 1 |
| ST45/3/2 | 3 | 2 |
| ST45/4/1 | 4 | 1 |
| ST45/4/2 | 4 | 2 |
| ST45/4/3 | 4 | 3 |
| ST45/5/3 | 5 | 3 |
| ST45/5/4 | 5 | 4 |

## A001-

### *PRECISION DRILL CHUCK SHANK*

For spindles with taper shank.

Box, Steel, Tempered, Grounded, 238, Lathe, Mill, Drill press

| Art. | Spindle taper | Taper DIN |
|---|---|---|
| A001/2/12 | 2 | B12 |
| A001/2/16 | 2 | B16 |
| A001/2/18 | 2 | B18 |
| A001/3/12 | 3 | B12 |
| A001/3/16 | 3 | B16 |
| A001/3/18 | 3 | B18 |
| A001/3/22 | 3 | B22 |
| A001/4/16 | 4 | B16 |
| A001/4/18 | 4 | B18 |
| A001/4/22 | 4 | B22 |

## E002-

### *DRIFT SLEEVES*

For cone extraction.

Blister, Steel, Tempered, Burnished, 317, Mill, Drill press

| Art. | MT |
|---|---|
| E002/12 | 1-2 |
| E002/3 | 3 |
| E002/4 | 4 |

## 3-CM

### *COLLET CHUCK*

DIN 228/A, for mounting tools with cylindrical shank on DIN 6499 (ER) collets. Supplied with locking ferrule.

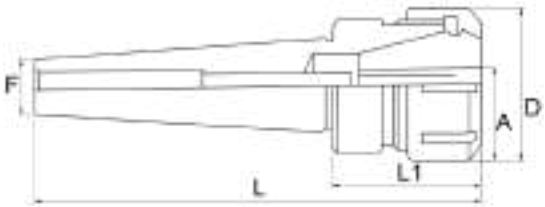


Box | 18Ni CrMo5 | Grounded | Lathe | Mill | Magnetic Drill | Drill press

| Art. | Pliers | D | L | L1 | F | A |
|---|---|---|---|---|---|---|
| 3/CM2 | ER 32 | 50 mm | 135 mm | 60 mm | M 10 | 3/20 mm |
| 3/CM3 | ER 32 | 50 mm | 146 mm | 60 mm | M 12 | 3/20 mm |
| 3/CM4 | ER 32 | 50 mm | 166 mm | 58 mm | M 16 | 3/20 mm |

## 3A40-

### *COLLET CHUCK*

DIN 69871/A, for mounting tools with cylindrical shank on DIN 6499 (ER) collets. Supplied with locking ferrule. Balancing 12.000 rpm.

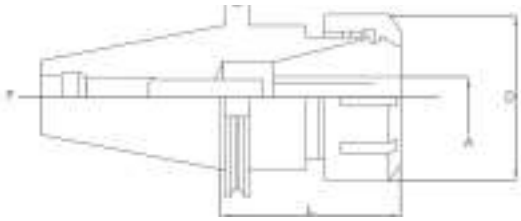

Box | 18Ni CrMo5 | Grounded | Mill

| Art. | Pliers | A | D | L | F |
|---|---|---|---|---|---|
| 3A40/16 | ER 16 | 1/10 mm | 28 mm | 100 mm | M 16 |
| 3A40/20 | ER 20 | 2/13 mm | 34 mm | 100 mm | M 16 |
| 3A40/25 | ER 25 | 2/16 mm | 42 mm | 100 mm | M 16 |
| 3/A/40 | ER 32 | 3/20 mm | 50 mm | 72 mm | M 16 |

## 3/B/40

### *COLLET CHUCK*

DIN 2080, for mounting tools with cylindrical shank on DIN 6499 (ER) collets. Supplied with locking ferrule.

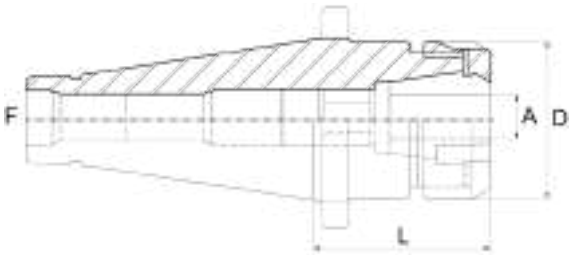


Box | 18Ni CrMo5 | Grounded | Mill

| Pliers | ER 32 |
|---|---|
| A | 3/20 mm |
| D | 50 mm |
| L | 65 mm |
| F | M 16 |
| Balancing rpm | 2000 |

## 3D40-

### *COLLET CHUCK*

MAS-403 BT, for mounting tools with cylindrical shank on DIN 6499 (ER) collets. Supplied with locking ferrule. Balancing 12.000 rpm.

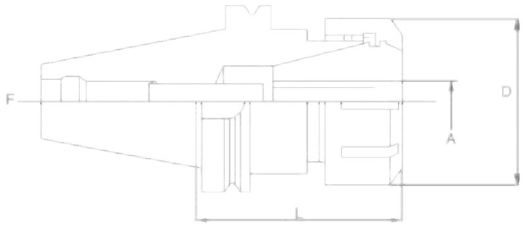


Box | 18Ni CrMo5 | Grounded | Mill

| Art. | Pliers | A | D | L | F |
|---|---|---|---|---|---|
| 3D40/16 | ER 16 | 1/10 mm | 28 mm | 100 mm | M 16 |
| 3D40/20 | ER 20 | 2/13 mm | 34 mm | 100 mm | M 16 |
| 3D40/25 | ER 25 | 2/16 mm | 42 mm | 100 mm | M 16 |
| 3/D/40 | ER 32 | 3/20 mm | 50 mm | 63 mm | M 16 |

## PR16/10P

### *SPRING COLLET SET*

ER16 DIN 6499/B, usable with collet chucks.

10 Pcs | Carrying case | 65Mn | Grounded

**Sizes** Ø 1-2-3-4-5-6-7-8-9-10 mm

## PR20/12P

### *SPRING COLLET SET*

ER16 DIN 6499/B, usable with collet chucks.

12 Pcs | Carrying case | 65Mn | Grounded

**Sizes** Ø 2-3-4-5-6-7-8-9-10-11-12-13 mm

## PR25/15P

### *SPRING COLLET SET*

ER25 DIN 6499/B, usable with collet chucks.

15 Pcs | Carrying case | 65Mn | Grounded

**Sizes** Ø 2-3-4-5-6-7-8-9-10-11-12-13-14-15-16mm

## P032/7P

### *SPRING COLLET SET*

ER32 DIN 6499/B, usable with collet chucks.

7 Pcs | Carrying case | 65Mn | Grounded

**Sizes** Ø 4-6-8-10-12-16-20 mm

## P032-

### *SPRING COLLET*

ER32 DIN 6499/B, usable with collet chucks.

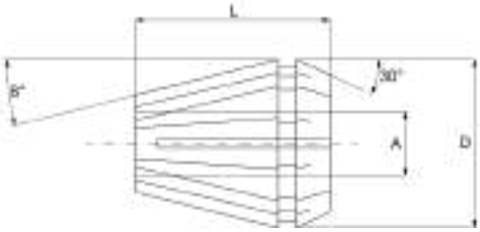


Box | 65Mn | Grounded

| Art. | Capacity A | D | L |
|---|---|---|---|
| P032/03 | 2-3 mm | 33 mm | 40 mm |
| P032/04 | 3-4 mm | 33 mm | 40 mm |
| P032/05 | 4-5 mm | 33 mm | 40 mm |
| P032/06 | 5-6 mm | 33 mm | 40 mm |
| P032/07 | 6-7 mm | 33 mm | 40 mm |
| P032/08 | 7-8 mm | 33 mm | 40 mm |
| P032/09 | 8-9 mm | 33 mm | 40 mm |
| P032/10 | 9-10 mm | 33 mm | 40 mm |
| P032/11 | 10-11 mm | 33 mm | 40 mm |
| P032/12 | 11-12 mm | 33 mm | 40 mm |
| P032/13 | 12-13 mm | 33 mm | 40 mm |
| P032/14 | 13-14 mm | 33 mm | 40 mm |
| P032/15 | 14-15 mm | 33 mm | 40 mm |
| P032/16 | 15-16 mm | 33 mm | 40 mm |
| P032/17 | 16-17 mm | 33 mm | 40 mm |
| P032/18 | 17-18 mm | 33 mm | 40 mm |
| P032/19 | 18-19 mm | 33 mm | 40 mm |
| P032/20 | 19-20 mm | 33 mm | 40 mm |

## P032/18P

### *SPRING COLLET SET*

ER32 DIN 6499/B, usable with collet chucks.

18 Pcs | Carrying case | 65Mn | Grounded

**Sizes** Ø 3-4-5-6-7-8-9-10-11-12-13-14-15-16-17-18-19-20 mm

## G0x

### *SPARE RING*

ER DIN 6499.

C45 | Tempered

| Art. | Plier |
|---|---|
| G016 | ER16 |
| G020 | ER20 |
| G025 | ER25 |
| G032 | ER32 |

## CHERx

### *LOCK RING DRIVING KEY*

ER DIN 6499.

C45 | Tempered

| Art. |
|---|
| CHER25 |
| CHER32 |

## 16-CM

### *TAPER SHANK SHELL END MILL ADAPTER*

DIN 228/A for cylindrical end mills according to DIN 481, for milling cutters with longitudinal groove DIN 1880 and for insert milling cutters DIN 1830. Supplied with cross screw, drive ring and key.

Box | 18Ni CrMo5 | Grounded | Mill

| Art. | d - h6 | Spindle taper | F | H |
|---|---|---|---|---|
| 16/CM3 | 16 mm | 3 | M 12 | 40 mm |
| 16/CM4 | 16 mm | 4 | M 16 | 55 mm |
| 22/CM3 | 22 mm | 3 | M 12 | 50 mm |
| 22/CM4 | 22 mm | 4 | M 16 | 55 mm |
| 27/CM3 | 27 mm | 3 | M 12 | 50 mm |
| 27/CM4 | 27 mm | 4 | M 16 | 55 mm |

## 16Ax

### *ARBOR FOR MILLING CUTTERS*

DIN 69871/A, balanced chuck body, for cylindrical end mills according to DIN 481, for milling cutters with longitudinal groove DIN 1880 and for insert milling cutters DIN 1830. Supplied with cross screw, drive ring and key. Balancing 12.000 rpm.




Box | 18Ni CrMo5 | Grounded | Mill

| Art. | ISO | d-h6 | L | L1 | Balancing rpm |
|---|---|---|---|---|---|
| 16A40 | 40 | 16 mm | 27 mm | 35 mm | 12000 |
| 22A40 | 40 | 22 mm | 31 mm | 41 mm | 12000 |
| 27A40 | 40 | 27 mm | 33 mm | 41 mm | 12000 |
| 32A40 | 40 | 32 mm | 38 mm | 45 mm | 12000 |
| 16A50 | 50 | 16 mm | 27 mm | 35 mm | 12000 |
| 22A50 | 50 | 22 mm | 31 mm | 35 mm | 12000 |
| 27A50 | 50 | 27 mm | 33 mm | 35 mm | 12000 |
| 32A50 | 50 | 32 mm | 38 mm | 40 mm | 12000 |
| 40A50 | 50 | 40 mm | 41 mm | 40 mm | 12000 |

## 16-B

### *ARBOR FOR MILLING CUTTERS*

DIN 2080, balanced chuck body, for cylindrical end mills according to DIN 481, for milling cutters with longitudinal groove DIN 1880 and for insert milling cutters DIN 1830. Supplied with cross screw, drive ring and key. Balancing 2.000 rpm.

Box | 18Ni CrMo5 | Grounded | Mill

| Art. | ISO | d - h6 | L | L1 |
|---|---|---|---|---|
| 16/B40 | 40 | 16 mm | 27 mm | 35 mm |
| 22/B40 | 40 | 22 mm | 31 mm | 39 mm |
| 27/B40 | 40 | 27 mm | 33 mm | 40 mm |
| 32/B40 | 40 | 32 mm | 38 mm | 40 mm |
| 16/B50 | 50 | 16 mm | 27 mm | 35 mm |
| 22/B50 | 50 | 22 mm | 31 mm | 35 mm |
| 27/B50 | 50 | 27 mm | 33 mm | 35 mm |
| 32/B50 | 50 | 32 mm | 38 mm | 40 mm |
| 40/B50 | 50 | 40 mm | 41 mm | 40 mm |

## 16-D

### *ARBOR FOR MILLING CUTTER*

MAS-403 BT, balanced chuck body, for cylindrical end mills according to DIN 481, for milling cutters with longitudinal groove DIN 1880 and for insert milling cutters DIN 1830. Supplied with cross screw, drive ring and key. Balancing 12.000 rpm.

Box | 18Ni CrMo5 | Tempered | Grounded | Mill

| Art. | BT | d - h6 | L | L1 |
|---|---|---|---|---|
| 16/D40 | 40 | 16 mm | 27 mm | 35 mm |
| 22/D40 | 40 | 22 mm | 31 mm | 35 mm |
| 27/D40 | 40 | 27 mm | 33 mm | 35 mm |
| 32/D40 | 40 | 32 mm | 38 mm | 40 mm |
| 16/D50 | 50 | 16 mm | 27 mm | 35 mm |
| 22/D50 | 50 | 22 mm | 31 mm | 35 mm |
| 27/D50 | 50 | 27 mm | 33 mm | 35 mm |
| 32/D50 | 50 | 32 mm | 38 mm | 40 mm |
| 40/D50 | 50 | 40 mm | 41 mm | 40 mm |

## M004-

### *HOLE CUTTER SHANK WITH COOLANT SYSTEM AND WELDON SHANK*

With system for the lubrication of the cutter from the inside during drilling.

Box Lathe Mill Magnetic Drill Drill press

| Art. | Spindle taper | Total length | Female connection |
|---|---|---|---|
| M004/2 | 2 | 170,5 mm | Weldon 19,05 mm |
| M004/3 | 3 | 190,5 mm | Weldon 19,05 mm |

## 4-

### *WELDON SHANK TOOL HOLDER*

DIN 69871/A, balanced chuck body, for milling cutters (Weldon) according to DIN 1835 B and DIN 6535 HB. Supplied with tightening screw. Balancing 12.000 rpm.

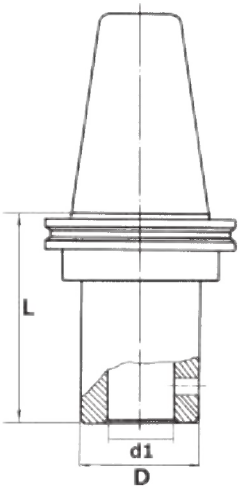

Box 18Ni CrMo5 Grounded Mill

| Art. | ISO | d1 - h6 | D | L |
|---|---|---|---|---|
| 4/06A40 | 40 | 6 mm | 25 mm | 60 mm |
| 4/08A40 | 40 | 8 mm | 28 mm | 60 mm |
| 4/10A40 | 40 | 10 mm | 35 mm | 50 mm |
| 4/12A40 | 40 | 12 mm | 42 mm | 60 mm |
| 4/14A40 | 40 | 14 mm | 42 mm | 70 mm |
| 4/16A40 | 40 | 16 mm | 48 mm | 70 mm |
| 4/18A40 | 40 | 18 mm | 48 mm | 70 mm |
| 4/20A40 | 40 | 20 mm | 52 mm | 63 mm |
| 4/25A40 | 40 | 25 mm | 40 mm | 100 mm |
| 4/32A40 | 40 | 32 mm | 72 mm | 100 mm |
| 4/06A50 | 50 | 6 mm | 25 mm | 65 mm |
| 4/08A50 | 50 | 8 mm | 28 mm | 65 mm |
| 4/10A50 | 50 | 10 mm | 35 mm | 70 mm |
| 4/12A50 | 50 | 12 mm | 42 mm | 75 mm |
| 4/14A50 | 50 | 14 mm | 42 mm | 75 mm |
| 4/16A50 | 50 | 16 mm | 48 mm | 80 mm |
| 4/18A50 | 50 | 18 mm | 48 mm | 80 mm |
| 4/20A50 | 50 | 20 mm | 52 mm | 80 mm |
| 4/25A50 | 50 | 25 mm | 65 mm | 100 mm |
| 4/32A50 | 50 | 32 mm | 72 mm | 105 mm |
| 4/40A50 | 50 | 40 mm | 80 mm | 120 mm |

## 4-xB

### *WELDON SHANK TOOL HOLDER*

DIN 2080, balanced chuck body, for milling cutters (Weldon) according to DIN 1835 B and DIN 6535 HB. Supplied with tightening screw. Balancing 2.000 rpm.

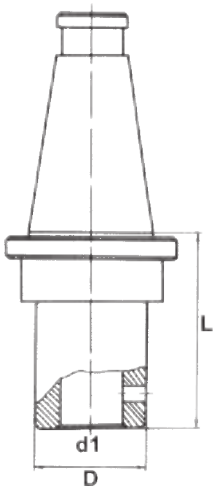

Box 18Ni CrMo5 Grounded Mill

| Art. | ISO | d1 - h6 | D | L |
|---|---|---|---|---|
| 4/06B40 | 40 | 6 mm | 25 mm | 50 mm |
| 4/08B40 | 40 | 8 mm | 28 mm | 50 mm |
| 4/10B40 | 40 | 10 mm | 35 mm | 50 mm |
| 4/12B40 | 40 | 12 mm | 42 mm | 50 mm |
| 4/16B40 | 40 | 16 mm | 48 mm | 63 mm |
| 4/18B40 | 40 | 18 mm | 48 mm | 50 mm |
| 4/20B40 | 40 | 20 mm | 52 mm | 63 mm |
| 4/25B40 | 40 | 25 mm | 65 mm | 100 mm |
| 4/32B40 | 40 | 32 mm | 72 mm | 80 mm |
| 4/06B50 | 50 | 6 mm | 25 mm | 50 mm |
| 4/08B50 | 50 | 8 mm | 28 mm | 50 mm |
| 4/10B50 | 50 | 10 mm | 35 mm | 50 mm |
| 4/12B50 | 50 | 12 mm | 42 mm | 50 mm |
| 4/16B50 | 50 | 16 mm | 48 mm | 50 mm |
| 4/20B50 | 50 | 20 mm | 52 mm | 63 mm |
| 4/25B50 | 50 | 25 mm | 65 mm | 80 mm |
| 4/32B50 | 50 | 32 mm | 72 mm | 80 mm |
| 4/40B50 | 50 | 40 mm | 90 mm | 90 mm |

## 4-xD

### *WELDON SHANK TOOL HOLDER*

MAS-403 BT, balanced chuck body, for milling cutters (Weldon) according to DIN 1835 B and DIN 6535 HB. Supplied with tightening screw. Balancing 12.000 rpm.

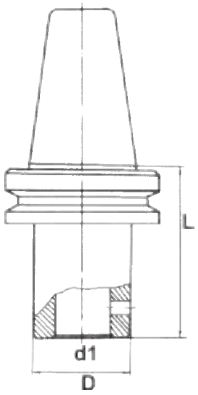

Box | 18Ni CrMo5 | Grounded | Mill

| Art. | BT | d1 - h6 | D | L |
|---|---|---|---|---|
| 4/06D40 | 40 | 6 mm | 25 mm | 60 mm |
| 4/08D40 | 40 | 8 mm | 28 mm | 60 mm |
| 4/10D40 | 40 | 10 mm | 35 mm | 60 mm |
| 4/12D40 | 40 | 12 mm | 42 mm | 70 mm |
| 4/14D40 | 40 | 14 mm | 42 mm | 70 mm |
| 4/16D40 | 40 | 16 mm | 48 mm | 70 mm |
| 4/18D40 | 40 | 18 mm | 48 mm | 70 mm |
| 4/20D40 | 40 | 20 mm | 52 mm | 75 mm |
| 4/25D40 | 40 | 25 mm | 63 mm | 100 mm |
| 4/32D40 | 40 | 32 mm | 72 mm | 100 mm |
| 4/06D50 | 50 | 6 mm | 25 mm | 65 mm |
| 4/08D50 | 50 | 8 mm | 28 mm | 65 mm |
| 4/10D50 | 50 | 10 mm | 35 mm | 70 mm |
| 4/12D50 | 50 | 12 mm | 42 mm | 75 mm |
| 4/14D50 | 50 | 14 mm | 42 mm | 75 mm |
| 4/16D50 | 50 | 16 mm | 48 mm | 80 mm |
| 4/18D50 | 50 | 18 mm | 48 mm | 80 mm |
| 4/20D50 | 50 | 20 mm | 52 mm | 80 mm |
| 4/25D50 | 50 | 25 mm | 65 mm | 100 mm |
| 4/32D50 | 50 | 32 mm | 72 mm | 105 mm |
| 4/40D50 | 50 | 40 mm | 80 mm | 120 mm |

## 2-xA

### *MORSE TAPER ADAPTER WITH THREAD*

DIN 69871/A, balanced chuck body. Balancing 12.000 rpm.

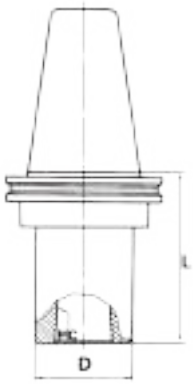

Box | 18Ni CrMo5 | Grounded | Mill

| Art. | ISO | MT | D | L |
|---|---|---|---|---|
| 2/1A40 | 40 | 1 | 25 mm | 45 mm |
| 2/2A40 | 40 | 2 | 32 mm | 60 mm |
| 2/3A40 | 40 | 3 | 40 mm | 75 mm |
| 2/4A40 | 40 | 4 | 50 mm | 98 mm |
| 2/2A50 | 50 | 2 | 32 mm | 40 mm |
| 2/3A50 | 50 | 3 | 40 mm | 50 mm |
| 2/4A50 | 50 | 4 | 50 mm | 80 mm |
| 2/5A50 | 50 | 5 | 63 mm | 110 mm |

## 2-xB

### *MORSE TAPER ADAPTER WITH THREAD*

DIN 2080, balanced chuck body. Balancing 2.000 rpm.

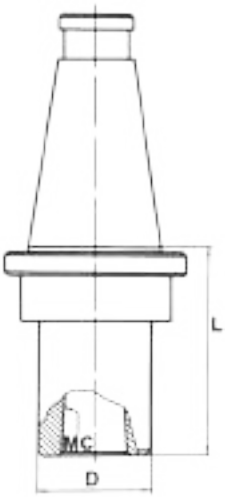

Box | 18Ni CrMo5 | Grounded | Mill

| Art. | ISO | MT | D | L |
|---|---|---|---|---|
| 2/1B40 | 40 | 1 | 25 mm | 15 mm |
| 2/2B40 | 40 | 2 | 32 mm | 30 mm |
| 2/3B40 | 40 | 3 | 40 mm | 64 mm |
| 2/4B40 | 40 | 4 | 50 mm | 94 mm |
| 2/2B50 | 50 | 2 | 32 mm | 20 mm |
| 2/3B50 | 50 | 3 | 40 mm | 30 mm |
| 2/4B50 | 50 | 4 | 50 mm | 65 mm |
| 2/5B50 | 50 | 5 | 63 mm | 105 mm |

## 2-xD

### *MORSE TAPER ADAPTER WITH THREAD*

MAS-403 BT, balanced chuck body. Balancing 12.000 rpm.

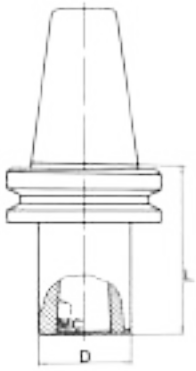

Box | 18Ni CrMo5 | Grounded | Mill

| Art. | BT | MT | D | L |
|---|---|---|---|---|
| 2/1D40 | 40 | 1 | 25 mm | 45 mm |
| 2/2D40 | 40 | 2 | 32 mm | 60 mm |
| 2/3D40 | 40 | 3 | 40 mm | 75 mm |
| 2/4D40 | 40 | 4 | 50 mm | 98 mm |
| 2/2D50 | 50 | 2 | 32 mm | 40 mm |
| 2/3D50 | 50 | 3 | 40 mm | 75 mm |
| 2/4D50 | 50 | 4 | 50 mm | 80 mm |
| 2/5D50 | 50 | 5 | 63 mm | 110 mm |

## TIPAx

### *TIP*

DIN 69871/A.

Box | Steel | Tempered | Mill

| Art. | ISO |
|---|---|
| TIPA40 | 40 |
| TIPA50 | 50 |

## TIPDx

### *TIP*

MAS-403 BT.

Box | Steel | Grounded | Mill

| Art. | ISO |
|---|---|
| TIPD40 | 40 |
| TIPD50 | 50 |

## M059-

### *REVERSIBLE TAPPING CHUCK WITH ADJUSTABLE CLUTCH*

The adjustable safety device with friction reduces the possibility of breaking the male during the execution of the thread. Built-in rotation inverter, immediately active when the feed device is changed. Adjustable clutch in 4 positions. Equipped with 2 flexible pliers and keys for use.

Box | Mill | Magnetic Drill | Drill press

| Art. | Tapping range | Dimensions w\o MT | Spindle taper | Taper DIN |
|---|---|---|---|---|
| M059/07 | M 2 - 7 | Ø 55 x 130h mm | 2 | B16 |
| M059/12 | M 5 - 12 | Ø 75 x 162h mm | 3 | B16 |
| M059/20 | M 8 - 20 | Ø 91 x 204h mm | 4 | B22 |

## M060-

### *TAPPING CHUCK*

Thanks to the compensation, the possibility of breaking the male during the threading operation is significantly reduced. Possibility of adjusting the intensity of the compensation. Equipped with 6 sockets with Ø 19mm connection. Sockets per square: N°1 3.5x2.7mm - N°1 4.5x3.4mm - N°2 6x4.9mm - N°1 8x6.2mm - N°1 10x8mm - N°1 9x7mm.

8 Pcs | Box | Mill | Magnetic Drill | Drill press

| Art. | Tapping range | Arbor length with and without holder | Spindle taper |
|---|---|---|---|
| M060/2 | M 3 - 12 | 213 - 175 - Ø 46 mm | 2 |
| M060/3 | M 3 - 12 | 228 - 190 - Ø 46 mm | 3 |
| M060/4 | M 3 - 12 | 253 - 215 - Ø 46 mm | 4 |

## T021-

### *AUTOMATIC PRECISION BORING HEAD*

To slightly correct the axiality and diameter of the holes. It can work automatically and manually.

Box | 40 Cr | Grounded | Lathe | Mill | Drill press

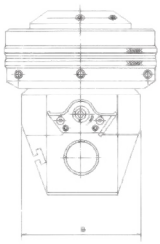

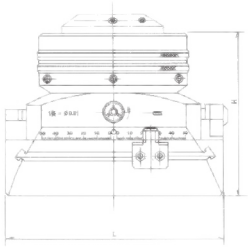

| Art. | T021/030 - T021/030CM3 | T021/050 | T021/100 - T021/100/50 |
|---|---|---|---|
| Max facing and boring ø | 150 mm | 350 mm | 450 mm |
| Max stroke of slide | ±15 mm | ±25 mm | ±50 mm |
| Fine feed per graduation | 0,005 mm | 0,005 mm | 0,005 mm |
| Manual feed per revolution | 2 mm | 3 mm | 3 mm |
| Self acting feed per revolution | 0,02-0,04-0,06 0,08-0,10-0,12 mm | 0,03-0,06-0,09 0,12-0,15-0,18 mm | 0,03-0,06-0,09 0,12-0,15-0,18 mm |
| ø of tool post holes in head | 18 mm | 22 mm | 22 mm |
| Max ø of head | 90 mm | 120 mm | 168 mm |
| Height of head without shank - (H) | 87,5 mm | 118 mm | 118 mm |
| Weight of head without shank | 2,9 kg | 6,1 kg | 7,8 kg |
| Length of sliding block | 75 (L) mm | 105 (L) mm | 160 (L) mm |
| Width of sliding block | 70 (B) mm | 90 (B) mm | 90 (B) mm |
| Collets hole | 4 - 8 - 12 ø mm | 8 - 10 - 12 - 14 ø mm | 8 - 10 - 12 - 14 ø mm |
| Accessories | 1 - 2 - 6 | 1 - 2 - 3 - 4 - 5 | 1 - 2 - 3 - 4 - 5 |
| Extension hole for tool holder | Ø 6 mm | Ø 10 mm | Ø 10 mm |
| Shank | ISO40 - DIN2080 - CM3/MT3 - DIN 228A | ISO40 - DIN2080 | ISO40 - DIN2080 - ISO50 - DIN2080 |

## T010-

### *PRECISION BORING HEAD*

Tool kit not included, to slightly correct the axiality and diameter of the holes.

Box | 40 Cr | Grounded | Lathe | Mill | Drill press

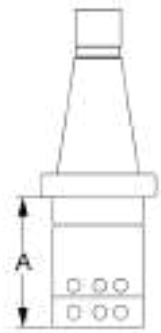


| Art. | Boring head body | Shank | Tools | Max offset | A |
|---|---|---|---|---|---|
| T010/5003 | Ø 50 mm | CM/MT3-DIN228A | Ø 12 mm | 15 mm | 75 mm |
| T010/5004 | Ø 50 mm | CM/MT4-DIN228A | Ø 12 mm | 15 mm | 75 mm |
| T010/5040 | Ø 50 mm | ISO 40-DIN2080 | Ø 12 mm | 15 mm | 81 mm |
| T010/7540 | Ø 75 mm | ISO 40-DIN2080 | Ø 18 mm | 25 mm | 99 mm |

## B001-

### *SOLID BORING BAR SET FOR PRECISION BORING HEADS*

For the various boring operations.

Box | Burnished | External

| Art. | Suitable | Diameter | Length | Screw | Insert (not included) |
|---|---|---|---|---|---|
| B001/12 | T010/50 | Ø 12 mm | 60 mm | KV250 | TCMT110204N |
| B001/18 | T010/75 | Ø 18 mm | 99 mm | KV250 | TCMT110204N |

## S007-

### *CHUCK HOLDER TILTABLE*

DIN 2080, DIN 69871/A and MAS BT-TC, it allows the orientation of the tool holders on the vertical and horizontal axes to facilitate the assembly of the tools. The cone of the tool holders is protected by two suitably positioned O-rings. Steel cone, operating levers in thermoplastic material, base to be fixed to the workbench with 4 screws.

Box Steel

| Art. | Dimensions | Base | Taper |
|---|---|---|---|
| S007/30 | 230 x 150h mm | Ø 150 mm | ISO 30 DIN 2080 - SK30 DIN 69871 - BT30 - CAT30 - HSK50A - CAPTO C5 |
| S007/40 | 235 x 155h mm | Ø 150 mm | ISO 40 DIN 2080 - SK40 DIN 69871 - BT40 - CAT40 - HSK63A - CAPTO C6 |
| S007/50 | 265 x 200h mm | Ø 180 mm | ISO 50 DIN 2080 - SK50 DIN 69871 - BT50 - CAT50 - HSK100A - CAPTO C10 |

## S014-

### *CHUCK HOLDER*

Equipped with vertical and horizontal position. Base with 4 fixing holes to fix it to the workbench.

Wooden Box

| Art. | Chuck sizes |
|---|---|
| S014/40BT | BT 40 ISO 40 |
| S014/40DIN | DIN 69871.40 ISO 40 |
| S014/50BT | BT 50 ISO 50 |
| S014/50DIN | DIN 69871.50 ISO 50 |

## P450A

### *TOOL ROLLING CABINET KIT*

Equipped with slotted walls with the insertion of bush holder frames, carrying handle. Supplied in assembly kit with 20 cone holders.

Box

| | |
|---|---|
| Dimensions | 1080 x 656 x 830h mm |
| Taper | ISO 50 |

## P440A

### *TOOL ROLLING CABINET KIT*

Equipped with slotted walls with the insertion of bush holder frames, carrying handle. Supplied in assembly kit with 28 cone holders.

Box

| | |
|---|---|
| Dimensions | 1080 x 656 x 830h mm |
| Taper | ISO 40 |

## P350A

### *TABLE TOOL RACK KIT*

Frame that can be positioned on the workbench or on the cabinets, designed for the insertion of tool holder bushings on three rows. Supplied in assembly kit with 15 cone holders.

Box

| | |
|---|---|
| Dimensions | 620 x 453 x 350h mm |
| Taper | ISO 50 |

## P340A

### *TABLE TOOL RACK KIT*

Frame that can be positioned on the workbench or on the cabinets, designed for the insertion of tool holder bushings on three rows. Supplied in assembly kit with 21 cone holders.

Box

| | |
|---|---|
| Dimensions | 620 x 453 x 350h mm |
| Taper | ISO 40 |

## PC50A

### *TOOL HOLDER SHELFS*

Equipped with handles for handling. Supplied with 5 cone holders.

Box

| | |
|---|---|
| **Dimensions** | 620 x 140 x 90h mm |
| **Taper** | ISO 50 |

## PC40A

### *TOOL HOLDER SHELFS*

Equipped with handles for handling. Supplied with 7 cone holders.

Box

| | |
|---|---|
| **Dimensions** | 620 x 145 x 65h mm |
| **Taper** | ISO 40 |

## PC50A/R

### *TOOL HOLDER SET*

Pin fixing.

10 Pcs Box **Plastic**

| | |
|---|---|
| **Dimensions** | 140 x 105 mm |
| **Taper** | ISO 50 |

## PC40A/R

### *TOOL HOLDER SET 10PCS*

Pin fixing.

10 Pcs Box **Plastic**

| | |
|---|---|
| **Dimensions** | 140 x 80 mm |
| **Taper** | ISO 40 |

## P4ACS

### *COUPLE OF SUPPORTS*

For tool rolling cabinet.



Steel

## C046-

### *ROTARY LIVE CENTER*

Mainly used in lathes with the aim of stabilizing long and thin pieces, more subject to bending or uncontrolled oscillation caused by the forces generated during machining.

Box · Steel · Tempered · Grounded · Lathe

| Art. | Spindle taper | Center | Body | Length | rpm max | Maximum capacity |
|---|---|---|---|---|---|---|
| C046/2 | 2 | 60° - max Ø21mm | Ø 45 mm | 152 mm | 2500 g/min | 50 kg |
| C046/3 | 3 | 60° - max Ø27mm | Ø 53 mm | 180 mm | 2500 g/min | 75 kg |
| C046/4 | 4 | 60° - max Ø29mm | Ø 63 mm | 218 mm | 2000 g/min | 150 kg |
| C046/5 | 5 | 60° - max Ø37mm | Ø 80 mm | 276 mm | 2000 g/min | 200 kg |

## C050-

### *PRECISION LIVE CENTER SET*

Mainly used in lathes with the aim of stabilizing long and thin pieces, more subject to bending or uncontrolled oscillation caused by the forces generated during machining.
Complete with 7 interchangeable inserts and extractor for the inserts.

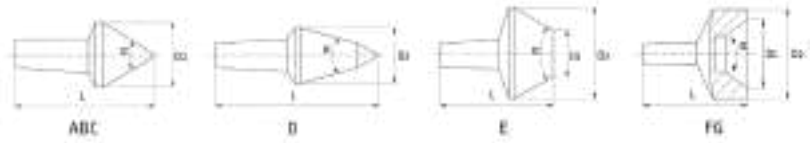

9 Pcs · Carrying case · Steel · Tempered · Grounded · Lathe

| Art. | ST | A | B | C | D | E | F | G | rpm max | Maximum capacity |
|---|---|---|---|---|---|---|---|---|---|---|
| C050/2 | 2 | L2 39 mm - D2-D3 16 mm - α 60° mm | L2 35,5 mm - D2-D3 16 mm - α 75° mm | L2 33 mm - D2-D3 16 mm - α 90° mm | L2 46 mm - D2-D3 16 mm - α 60° mm | L2 40 mm - D2-D3 25 mm / 10 mm - α 60° mm | L2 36 mm - D2-D3 16 mm / 10 mm - α 60° mm | L2 39 mm - D2-D3 20 mm / 16 mm - α 60° mm | 5000 g/min | 45 kg |
| C050/3 | 3 | L2 48 mm - D2-D3 20 mm - α 60° mm | L2 43,5 mm - D2-D3 20 mm - α 75° mm | L2 40,5 mm - D2-D3 20 mm - α 90° mm | L2 56 mm - D2-D3 18 mm - α 60° mm | L2 50 mm - D2-D3 35 mm / 15 mm - α 60° mm | L2 42 mm - D2-D3 22 mm / 18 mm - α 60° mm | L2 48 mm - D2-D3 35 mm / 30 mm - α 60° mm | 5000 g/min | 150 kg |
| C050/4 | 4 | L2 61,5 mm - D2-D3 28 mm - α 60° mm | L2 55,5 mm - D2-D3 28 mm - α 75° mm | L2 51,5 mm - D2-D3 28 mm - α 90° mm | L2 69 mm - D2-D3 26 mm - α 60° mm | L2 61,5 mm - D2-D3 50 mm / 28 mm - α 60° mm | L2 55 mm - D2-D3 40 mm / 35 mm - α 60° mm | L2 60 mm - D2-D3 55 mm / 48 mm - α 60° mm | 5000 g/min | 240 kg |

## C055-

### *TUBE ROTARY LIVE CENTER*

For turning and grinding of pipes and hollow bodies.

Box · Steel · Tempered · Grounded · Lathe

| Art. | Spindle taper | ø | Length | rpm max | Maximum capacity |
|---|---|---|---|---|---|
| C055/3 | 3 | 60° - 30 ÷ 100 mm | 170 mm | 2500 g/min | 200 kg |
| C055/4 | 4 | 60° - 40 ÷ 160 mm | 230 mm | 1600 g/min | 350 kg |
| C055/5 | 5 | 60° - 66 ÷ 200 mm | 290 mm | 1500 g/min | 350 kg |

## C053-

### *CARBIDE TIPPED DEAD CENTER*

Mainly used in lathes with the aim of stabilizing long and thin pieces, more subject to bending or uncontrolled oscillation caused by the forces generated during machining.

Box · HM · Grounded · Lathe

| Art. | Spindle taper | Carbide center max | Length |
|---|---|---|---|
| C053/2 | 2 | 60° - max Ø 8 mm | 100 mm |
| C053/3 | 3 | 60° - max Ø 11 mm | 125 mm |
| C053/4 | 4 | 60° - max Ø 13 mm | 160 mm |
| C053/5 | 5 | 60° - max Ø 17 mm | 200 mm |

# HOW TO CHOOSE YOUR TOOL POST

| LATHE CENTERS HEIGHT | TOOL POST TYPE |
|---|---|
| 90 mm | A0 |
| 120 mm | A1 |
| 140 mm | A |
| 150 - 200 mm | E |
| 200 - 250 mm | B |
| 250 - 350 mm | C |

## 0688

### *LATHE MILL TABLE UNIVERSAL DEVICE*

It allows you to perform a surface machining on the clamped piece with the use of the lathe spindle as a tool holder. Fixing by mechanical adaptation to the machine in which it is to be applied.

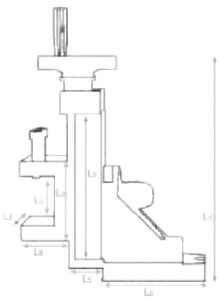

Box Lathe

| | | | |
|---|---|---|---|
| L1 | 52 mm | L5 | 37 mm |
| L2 | 80 mm | L6 | 110 mm |
| L3 | 65 mm | L8 | 46 mm |
| L4 | 220 mm | L9 | 150 mm |

## T00x

### *QUICK CHANGE TOOL POST*

With hardened and ground toothing. By acting on an eccentric pin, the tool holder is locked on the toothing of the body. It allows reproducibility of 40 possible angular positions of the tool holder. This accuracy is maintained even after countless tool changes. Consisting of: 1 tool holder turret, 3 flat seat tool holders, 1 prismatic seat tool holder.

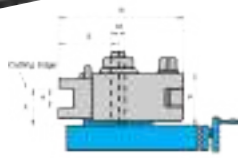

Box Lathe

| Art. | R max | S max | P | H | X min |
|---|---|---|---|---|---|
| T00A | 100 mm | 54 mm | 48 mm | 16 mm | 30 mm |
| T00E | 125 mm | 68 mm | 60 mm | 20 mm | 35 mm |
| T00B | 150 mm | 75 mm | 71 mm | 25 mm | 37 mm |
| T00C | 202 mm | 105 mm | 102 mm | 32 mm | 47 mm |

## T00x-D

### *FLAT TYPE TOOL HOLDERS*

Type D equipped with screw for height adjustment and 3 clamping screws.



Box Lathe

| Art. | L | h |
|---|---|---|
| T00A/D | 80 mm | 16 mm |
| T00E/D | 100 mm | 20 mm |
| T00B/D | 120 mm | 25 mm |
| T00C/D | 150 mm | 32 mm |

## T00x-B

### *PRISMATIC TYPE TOOL HOLDERS*

Type B equipped with screw for height adjustment and 3 clamping screws.

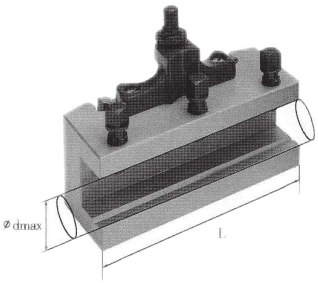

Box Lathe

| Art. | L | d max |
|---|---|---|
| T00A/B | 80 mm | 20 mm |
| T00E/B | 100 mm | 30 mm |
| T00B/B | 130 mm | 32 mm |
| T00C/B | 160 mm | 32 mm |

## T00x-S

### *TOOL HOLDERS FOR SOCKET*

Type S, suitable for housing morse taper bushes cod. C40142, and for the direct housing of turning bars. Equipped with adjustment screw and 2 locking screws.




Box Lathe

| Art. | L | D |
|---|---|---|
| T00A/S | 80 mm | 30 mm |
| T00E/S | 100 mm | 30 mm |
| T00B/S | 120 mm | 40 mm |
| T00C/S | 150 mm | 40 mm |

## T00x-LC

### *REDUCTION SLEEVE*

For housing tools with CM attachment.




Box Lathe

| Art. | L | d | MT |
|---|---|---|---|
| T00AE/LCM1 | 80 mm | 30 mm | 1 |
| T00AE/LCM2 | 95 mm | 30 mm | 2 |
| T00BC/LCM2 | 105 mm | 36 mm | 2 |
| T00BC/LCM3 | 120 mm | 40 mm | 3 |
| T00BC/LCM4 | 150 mm | 40 mm | 4 |

## T0Ax

### *QUICK CHANGE TOOL POST*

For quick tool changes thanks to the lock / unlock lever. Composed of: - 1 tool post - 4 flat type tool holders.

Box Lathe

| Art. | Length | Width | Working height | Hole | Tool height |
|---|---|---|---|---|---|
| T0AA | 57 mm | 64 mm | 56 mm | 14,4 mm | 14 mm |
| T0AE | 76,5 mm | 76,5 mm | 90 mm | 16,5 mm | 20 mm |
| T0AB | 95 mm | 85 mm | 76 mm | 19,9 mm | 20 mm |
| T0AC | 100 mm | 100 mm | 92 mm | 22,22 mm | 25 mm |

## T0Ax-D

### *FLAT TYPE TOOL HOLDERS*

Quick change with flat seat equipped with screw for height adjustment and 4 tightening screws.

Box Lathe

| Art. | Length | Width | Height | Tool height |
|---|---|---|---|---|
| T0AA/D | 76 mm | 25,5 mm | 38 mm | 14 mm |
| T0AE/D | 89 mm | 29 mm | 45 mm | 20 mm |
| T0AB/D | 108 mm | 35 mm | 54 mm | 20 mm |
| T0AC/D | 125 mm | 40 mm | 63 mm | 25 mm |

## T00Ax

### *QUICK CHANGE TOOL POST*

For quick tool changes thanks to the locking / unlocking pin. Composition of the set: - 1 tool holder turret - 3 tool holders with flat seat.

Box Lathe

| Art. | Length | Width | Height | Hole | Tool height |
|---|---|---|---|---|---|
| T00A0 | 60 mm | 50 mm | 30 mm | 10 mm | 12 mm |
| T00A0L | 60 mm | 50 mm | 40 mm | 10 mm | 12 mm |
| T00A1R | 68 mm | 68 mm | 47 mm | 10 mm | 19 mm |

## T00Ax-PP

### *FLAT TYPE TOOL HOLDERS*

Quick change with flat seat equipped with screw for height adjustment and 2 tightening screws.

Box Lathe

| Art. | Length | Width | Height | Tool height |
|---|---|---|---|---|
| T00A0/PP | 50 mm | 22 mm | 24 mm | 12 mm |
| T00A1R/PP | 66 mm | 27 mm | 46 mm | 19 mm |

## T00A1

### *QUICK CHANGE TOOL POST*

For quick tool changes thanks to lock/unlock pin. Set composition: 1 tool turret, 2 flat seat tool holders, 1 prismatic seat tool holder, 1 blade holder.

Box Lathe

| | |
|---|---|
| Length | 58 mm |
| Width | 58 mm |
| Height | 37 mm |
| Hole | 16 mm |
| Tool height | 12 mm |

## T00A1/PP

### *FLAT TYPE TOOL HOLDERS*

Quick change with flat seat equipped with screw for height adjustment and 4 tightening screws.

Box Lathe

| | |
|---|---|
| Length | 58 mm |
| Width | 28,5 mm |
| Height | 28 mm |
| Tool height | 12 mm |

## T00A1/LR

### *BLADE TOOL*

For cutting operations. For T00A1/PL blade holder.

HSS M2 Cut Lathe

| | |
|---|---|
| Length | 101,6 mm |
| Height | 12,7 mm |
| Thickness | 2,38 mm |

## T00A1/PL

### *BLADE TOOL HOLDER*

Quick-change. Equipped with height adjustment screw and 3 blade clamping screws.

Box Lathe

| | |
|---|---|
| Length | 58 mm |
| Width | 30,5 mm |
| Height | 32 mm |
| Tool height | 13 mm |

## T00A1/SP

### *TOOL HOLDER PRISMATIC SEAT*

Quick-change. Equipped with height adjustment screw and 4 clamping screws.

Box Lathe

| | |
|---|---|
| Length | 58 mm |
| Width | 28,5 mm |
| Height | 25 mm |
| Tool height | 12 mm |



## M038

### *CROSS FEED MOTOR*

For X axis, horizontal motor position, table with feed through adjustable potentiometer for displacements and button for rapid movements, moreover the rotation of the motor is both clockwise and anticlockwise.

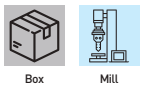

| | |
|---|---|
| **Round speed** | 0 ÷ 200 rpm |
| **Torque** | 5,1 Nm |
| **Motor** | 230 V 50 Hz 100 W |
| **Net weight** | 6 kg |

## P018-

### *COOLING SYSTEM FOR MACHINES*

To allow refrigeration on machines such as lathes, column drills, cutters not equipped with a system.

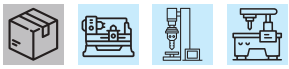


| Art. | Power | Tank capacity | Pump capacity |
|---|---|---|---|
| **P018/230V** | 230 V 50 Hz 40 W | 10 l | 12 L/min |
| **P018/400V** | 400 V 50 Hz 40 W | 10 l | 12 L/min |

## T999/3A

### *LATHE DISPLAY KIT*

Equipped with 3-axis display, measuring lines and connection cables.

| | |
|---|---|
| **Straight jaws** | Cross slide 335 mm \| Long. turret 235 mm \| Long. slide 1170 mm |

## 0715-

### *ANTI-VIBRATION MOUNTINGS*

NBR



| Art. | D | d | L | H | Capacity |
|---|---|---|---|---|---|
| **0715/0080** | 40 mm | M5 | 40 mm | 15 mm | 80 Kg |
| **0715/0400** | 80 mm | M10 | 95 mm | 25 mm | 400 Kg |
| **0715/1100** | 120 mm | M12 | 125 mm | 33 mm | 1100 Kg |
| **0715/2000** | 160 mm | M16 | 145 mm | 35 mm | 2000 Kg |

## T200

### *COOLING HOSE*

Suitable for liquids and air, resistant to vibrations, internal diameter of 6mm and connection of 1/4". completely hermetic, constant internal diameter in any position, unalterable to normal chemicals. Composed of: n. 20 segments, n.1 nozzle: hole Ø1,5mm, n.1 nozzle: hole Ø3mm, n.1 nozzle: hole Ø7mm, n.1 fitting: 1/8", n.1 fitting: 1/4" and n.1 plain nozzle.

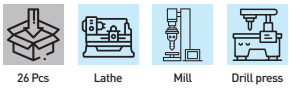

| | |
|---|---|
| **Total length** | 330 mm |
| **Hose diameter** | 6 mm - 1/4" |

## T201

### *COOLING HOSE*

Suitable for liquids and air, resistant to vibrations, internal diameter of 12mm and connection of 1/2". Completely hermetic, constant internal diameter in any position, unalterable to normal chemicals. Composed of: n.12 segments n.1 nozzle - hole: Ø6mm, n.1 nozzle - hole: Ø9.5mm, n.1 nozzle - hole: Ø12.5mm, n.1 fitting 1/2", n.1 fitting 3/8", n.1 plain nozzle.

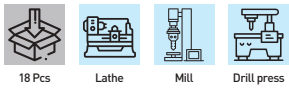

| | |
|---|---|
| **Total length** | 320 mm |
| **Hose diameter** | 12 mm - 1/2" |

## T202

### ARTICULATED MODULAR HOSE SET FOR REFRIGERANT LIQUIDS

Suitable for liquid and air mounting and unalterable to normal chemical agents, internal diameter of 6mm and 1/4" connection. Consisting of: 1 hose clamp, 1 Y fitting, 2 fittings: 1/8", n.2 fittings: 1/4", n.1 tap with 1/4" fitting, n.1 tap with hose connection, n.6 nozzles (2pcs 1/16", 2pcs 1/8" and 2pcs 1/4"), 3 spatula nozzles, 2 spatula nozzles with holes, 3 90° nozzles, 1 90° nozzle with holes, 6 pipes l=150mm consisting of 10 segments the one.

29 Pcs · Carrying case · Lathe · Mill · Drill press

| | |
|---|---|
| Hose diameter | 6 mm - 1/4" |

## T203

### ARTICULATED MODULAR HOSE SET FOR REFRIGERANT LIQUIDS

Suitable for liquids and air and unalterable to normal chemical agents, internal diameter of 12mm and 1/2" connection.Composed of: no.1 hose assembly pliers, no.1 Y-connector, no.2 fittings: 1/2", no.2 fittings: 3/8", no.1 tap with hose connection, no.1 tap with 1/2" connection, no.1 1/2" articulated connection, no.6 nozzles (2pcs with Ø6mm hole, 2pcs with Ø9.5mm hole and 2pcs with Ø12.5mm hole), no.3 90° nozzles, no.3 90° nozzles with holes, no.6 pipes l=160mm composed of 7 segments each.

25 Pcs · Carrying case · Lathe · Mill · Drill press

| | |
|---|---|
| Hose diameter | 12 mm - 1/2" |

## T338-

### CHROMED METAL JOINTED TUBE FOR REFRIGERATING LIQUIDS

Steel · Chromed · Lathe · Mill · Drill press

| Art. | Total length | Thread |
|---|---|---|
| T338/500 | 500 mm | 3/8" |
| T338/600 | 600 mm | 3/8" |

## S100

### BENCH GRINDER SAFETY GUARD WITH LEXAN SCREEN

made in italy · Angle grinder

| | |
|---|---|
| Dimensions | 110 x 120 mm |

## Tx

### LATH E CHUCK SAFETY GUARD STEEL FRAME WITH LEXAN SCREEN

Box · Lathe

| Art. | Dimensions |
|---|---|
| T400 | Ø 400 x 200 mm |
| T500 | Ø 500 x 220 mm |
| T600 | Ø 600 x 280 mm |

## Mx

### UNIVERSAL SUPPORT UNIT FOR LATHE WITH CHUCK SAFETY GUARD WITH MICROSWITCH

Lathe

| Art. | Spindle diameter | Length |
|---|---|---|
| M400 | Ø 30 mm | 350 mm |
| M500 | Ø 30 mm | 400 mm |
| M600 | Ø 30 mm | 450 mm |

## P100/250

### MACHINE TOOL SAFETY GUARD

With safety microswitch, adjustable height.

Box · Lathe · Mill · Drill press

| | |
|---|---|
| Rod | 400 mm |
| Shield | 150 x 230 H x L mm |

## P101-

### MACHINE TOOL SAFETY GUARD

Adjustable and tilting height, lexan screen, safety microswitch.

Lathe · Mill · Drill press

| Art. | Shaft length | Shield |
|---|---|---|
| P101/300 | 400L mm | 150 x 350 H x L mm |
| P101/350 | 500L mm | 150 x 400 H x L mm |
| P101/400 | 600L mm | 200 x 500 H x L mm |

## 0531A

### *LED LIGHT MACHINE OPERATION LAMP*

Articulated, without transformer.

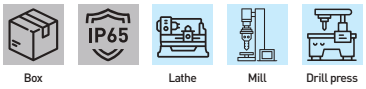

| | |
|---|---|
| Power | 24 V 13 W AC/DC |
| Luminous flux | 1800 lm |
| Colour temperature | 6500 K |
| LED number | 9 |
| Height | 110 mm |
| Diameter | 125 mm |
| Joints | 1 |

## 0532A

### *LED LIGHT MACHINE OPERATION LAMP*

Articulated, without transformer.

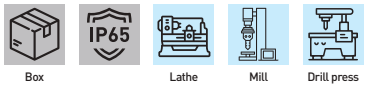

| | |
|---|---|
| Power | 24 V 13 W AC/DC |
| Luminous flux | 1800 lm |
| Colour temperature | 6500 K |
| LED number | 9 |
| Height | 890 mm |
| Diameter | 125 mm |
| Joints | 3 |

## 0532A/230V

### *LED LIGHT MACHINE OPERATION LAMP*

Articulated, with transformer.

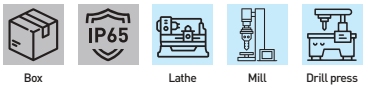

| | |
|---|---|
| Power | 230 V 50 Hz 13 W |
| Luminous flux | 1800 lm |
| Colour temperature | 6500 K |
| LED number | 9 |
| Height | 900 mm |
| Diameter | 125 mm |
| Joints | 3 |

## 0537A

### *LED LIGHT MACHINE OPERATION LAMP*

Articulated, without transformer.

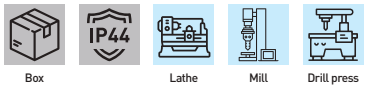

| | |
|---|---|
| Power | 24 V 7 W |
| Luminous flux | 700 lm |
| Colour temperature | 6500 K |
| LED number | 7 |
| Height | 100 mm |
| Diameter | 90 mm |
| Joints | 1 |

## 0538A

### *LED LIGHT MACHINE OPERATION LAMP*

Articulated, without transformer.

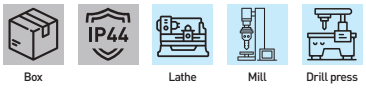

| | |
|---|---|
| Power | 24 V 7 W |
| Luminous flux | 700 lm |
| Colour temperature | 6500 K |
| LED number | 7 |
| Height | 650 mm |
| Diameter | 90 mm |
| Joints | 3 |

## 0536A

### *LED LIGHT MACHINE OPERATION LAMP*

Flexible, with transformer and magnetic base.

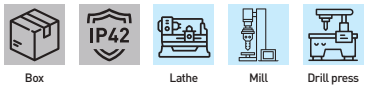

| | |
|---|---|
| Power | 230 V 5 W |
| Height | 600 mm |
| Diameter | 60 mm |
| Joints | 1 |
| Intensity | 500 lm - 6400 K |

## TOOLS FOR TURNING AND MILLING


p. 150 External tool holders
p. 156 Internal tool holders
p. 161 Tools for threading and cutting off
p. 166 Milling cutters
p. 170 Tool accessories


## INSERTS, LATHE TOOLS AND TOOL BITS


p. 174 Insert for lathe
p. 181 Milling inserts
p. 184 Tapping inserts
p. 184 Inserts for cutting off
p. 185 Lathe tools
p. 187 Tool bits


## TWIST DRILLS AND CUTTERS FOR METAL


p. 190 Straight shank twist drills
p. 199 Conical and center drills
p. 201 Weldon shank
p. 205 Hole saw
p. 212 Machine reamers
p. 213 Counterborers
p. 214 Stepped cutters & countersinks
p. 216 End mills
p. 218 Tungsten carbide rotary burrs
p. 226 Disc shaper cutters


## BUILDING AND WOOD DRILLS AND CUTTERS


p. 227 Straight shank twist drills
p. 227 Sds Plus shank
p. 228 Hole saw
p. 229 Diamond tools
p. 232 Wood drill bits and hole saws
p. 233 End mills for wood


## TAPS AND DIES


p. 234 Tap and die sets
p. 237 HSS taps
p. 243 Dies


## THREAD REPAIR


p. 246 Thread repair set
p. 251 Thread repair insert
p. 255 Taps for thread repair
p. 257 Thread repair tools


## BANDSAW BLADES AND SAW BLADES


p. 260 Bandsaw blades
p. 261 Saw blades

# IDENTIFICATION OF TURNING TOOLS FOR EXTERNAL PROCESSING

| S | T | G | C | R | 16 |
|---|---|---|---|---|---|
| 1 | 2 | 3 | 4 | 5 | 6 |

**3 - Type of tool**

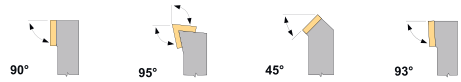


G L S J

**1 - Locking method**

LEVER SCREW

**2 - Insert shape**

S T V W D C K

**4 - Insert clearance angle**

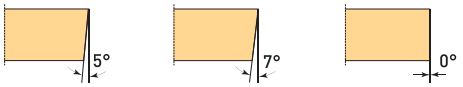


B C N

**5 - Tool direction**

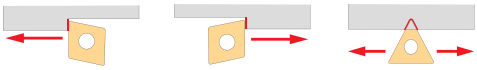

R L N

**6 - Tool shank size**

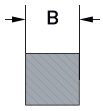


# IDENTIFICATION OF TURNING TOOLS FOR INTERNAL PROCESSING

| S | S | S | C | R | 16 |
|---|---|---|---|---|---|
| 1 | 2 | 3 | 4 | 5 | 6 |

**3 - Type of tool**

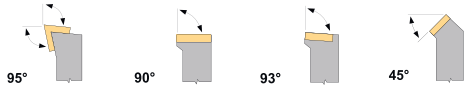


L F U S

**1 - Locking method**

LEVER SCREW

**2 - Insert shape**

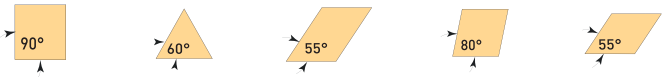


S T D C K

**4 - Insert clearance angle**

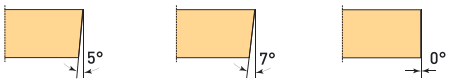


B C N

**5 - Tool direction**

L R

**6 - Tool shank diameter**

# CHOICE OF INSERT SHAPE ACCORDING TO THE TYPE OF PROCESSING TO BE CARRIED OUT

| External turning | S | T | C | K | D |
|---|---|---|---|---|---|
| | | | 80° | 55° | 55° |
| Axial Turning / Facing | ○ | ○ | ● | ○ | ○ |
| Profiling | - | ○ | - | ○ | ● |
| Facing | ● | ○ | ○ | ○ | ○ |
| Plunge turning | - | ○ | - | - | - |

| Internal turning | S | T | C | K | D |
|---|---|---|---|---|---|
| | | | 80° | 55° | 55° |
| Axial Turning / Facing | ○ | ● | ○ | - | ○ |
| Profiling | - | ○ | - | ○ | ● |
| Facing | - | ○ | ● | - | ○ |

**Key**

- ● Recommended shape
- ○ Possible shape
- \- Not usable

RECOMMENDED VALUES FOR CUTTING SPEED Vc (m/min ) FOR TURNING

| Materials to be processed | | External turning | | Internal turning | | Shape tool | Truncation | Threading with tool |
|---|---|---|---|---|---|---|---|---|
| | | Sgrossatura | Finitura | Sgrossatura | Finitura | | | |
| P | Rm Steel < 600 N/mm² | 100* | 150* | 70* | 100* | 50* | 95* | 25* |
| | Rm steel 600-100 N/mm² | 95* | 120* | 50* | 95* | 30* | 70* | 18* |
| | Rm steel 1000-1200 N/mm² | 65* | 80* | 40* | 65* | 25* | 55* | 15* |
| M | Stainless Steel | 60* | 70* | 35* | 60* | 20* | 50* | 15* |
| K | Cast iron HB < 180 | 90* | 100* | 65* | 90* | 30* | 80* | 15* |
| | Cast iron HB> 180 | 60* | 70* | 40* | 60* | 20* | 55* | 12* |
| N | Brass/Bronze | 165* | 260* | 80* | 160* | 40* | 100* | 25* |
| | Copper | 220* | 350* | 100* | 220* | 80* | 200* | 25* |
| | Aluminium | 300* | 650* | 200* | 400* | 150* | 300* | 35* |

* Values for brazed tools, for mechanically clamped tools the value can be increased by 15%

RECOMMENDED FEED VALUES (mm/rev ) FOR TURNING

| MATERIALS TO BE PROCESSED | | External turning | | Internal turning | | Shape tool | Truncation |
|---|---|---|---|---|---|---|---|
| | | Roughing | Finish | Roughing | Finish | | |
| P | Rm Steel < 600 N/mm² | 0.1 – 0.4* | 0.05 – 0.2* | 0.05 – 0.3* | 0.05 -0.2* | 0.02 – 0.05* | 0.05 – 0.1* |
| | Rm steel 600-100 N/mm² | 0.1 – 0.4* | 0.05 – 0.15* | 0.05 – 0.3* | 0.05 – 0.1* | 0.02 – 0.05* | 0.05 – 0.1* |
| | Rm steel 1000-1200 N/mm² | 0.1 – 0.4* | 0.05 – 0.15* | 0.05 – 0.3* | 0.05 – 0.1* | 0.02 – 0.05* | 0.05* |
| M | Stainless Steel | 0.1 – 0.4* | 0.05 – 0.15* | 0.05 – 0.3* | 0.05 – 0.1* | 0.02 – 0.05* | 0.02 – 0.05* |
| K | Cast iron HB < 180 | 0.1 – 0.6* | 0.05 – 0.2* | 0.05 – 0.6* | 0.05 – 0.2* | 0.02 – 0.05* | 0.05 – 0.1* |
| | Cast iron HB> 180 | 0.1 – 0.8* | 0.05 – 0.25* | 0.05 – 0.5* | 0.05 – 0.2* | 0.02 – 0.05* | 0.02 – 0.05* |
| N | Brass/Bronze | 0.1 – 0.8* | 0.05 – 0.25* | 0.05 – 0.6* | 0.05 – 0.2* | 0.02 – 0.1* | 0.05 – 0.2* |
| | Copper | 0.1 – 0.6* | 0.05 – 0.25* | 0.05 – 0.5* | 0.05 – 0.25* | 0.02 – 0.05* | 0.05 – 0.1* |
| | Aluminium | 0.1 – 0.8* | 0.05 – 0.25* | 0.05 – 0.4* | 0.05 – 0.2* | 0.02 – 0.2* | 0.05 – 0.3* |

* Values for brazed tools, for mechanically clamped tools the value can be increased by 15%

THICKNESS OF SURFACE TREATMENT IN THE TURNING ( mm )

| Thickness of surface treatment | | Ø particular | | | | | |
|---|---|---|---|---|---|---|---|
| Roughing | 0.5 - 10 | Up to 25 | 25 - 70 | 50 - 75 | 75 - 100 | 100 - 150 | 150 - 300 |
| Finish | 0.2 - 20 | | | | | | |
| Truncation | Equal to the thickness of the cutter insert | | | | | | |

# MAIN TURNING FORMULAS

- Vt = ( n x π x D ) ÷ 1000
- n = ( Vt x 1000 ) ÷ ( π x D )
- Vf = n x Fz

**Key**

**Vc : Cutting speed in metres per minute. It is the peripheral speed with which the cutting edge removes material. (m/min )**
**n : Spindle rotation speed in revolutions per minute ( rpm )**
**D : Workpiece diameter in millimetres ( mm )**
**Fz : Tool feed (per tooth) per revolution in millimetres (mm/revolution)**
**Vf : Tool feed speed in millimetres per minute ( mm/min )**
**π : its value is 3.14**

## TYPOLOGY OF TOOLS FOR EXTERNAL TURNING

STGCX



SCLCXE

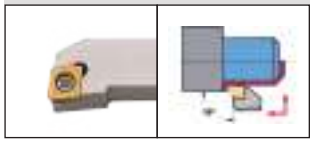

SSCXE

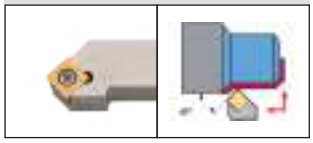

SVJBX

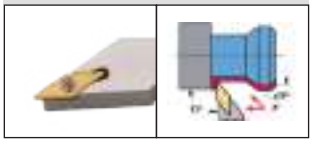

SDJCX

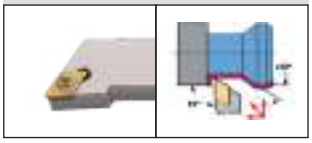

PCLNX



PTGNX



PSSNX

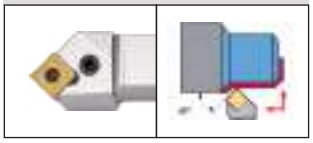

CKJNX

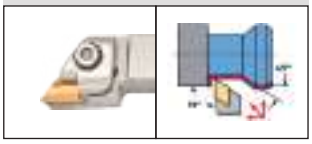

PDJNX

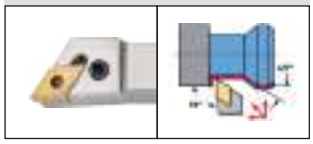

PWLNX

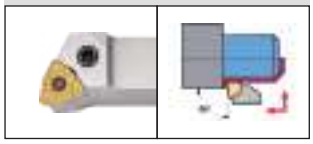

## TYPOLOGY OF TOOLS FOR INTERNAL TURNING

SSSCRX



SCLCX

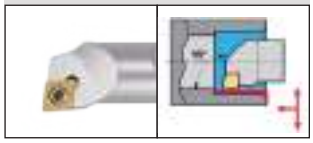

STFCX

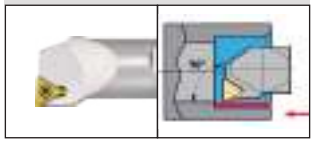

SDUCX

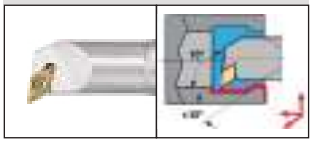

MCLNX

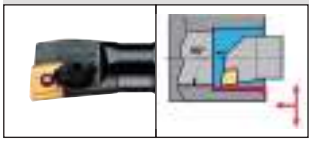

MTFNX

CTFPX

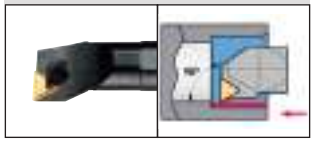

CKUNR

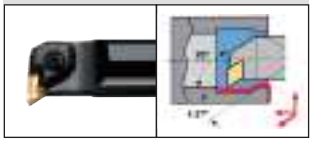

## TYPOLOGY OF THREADING TOOLS

SERX

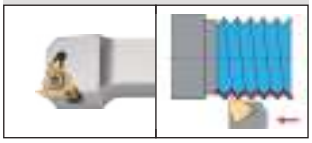

SNRX



## TYPOLOGY OF TOOLS FOR GROOVING AND PARTING OFF

KICAN

T088



T089



T09x



SGIH



## B007-

### *INDEXABLE CARBIDE TOOL HOLDER SET*

Insert included, useful for having a set that allows you to perform most turning operations with small lathes.

Box · Burnished · External · Lathe

| Art. | Ext. shank / Insert | Int. shank / Insert | Length | Screw |
|---|---|---|---|---|
| B007/10 | 10 mm / TCMT110204... | 8 mm / TCMT090204... | Ext: 63 mm / Int: 100 mm | KV250 |
| B007/12 | 12 mm / TCMT110204... | 10 mm / TCMT110204... | Ext: 88 mm / Int: 125 mm | KV250 |
| B007/16 | 16 mm / TCMT16T304... | 12 mm / TCMT110204... | Ext: 100 mm / Int: 150 mm | Ext: KV400 / Int: KV250 |
| B007/20 | 20 mm / TCMT16T304... | 16 mm / TCMT110204... | Ext: 115 mm / Int: 200 mm | Ext: KV400 / Int: KV250 |
| B007/25 | 25 mm / TCMT16T304... | 20 mm / TCMT110204... | Ext: 150 mm / Int: 250 mm | Ext: KV400 / Int: KV250 |
| B007/32 | 32 mm / TCMT16T304... | 25 mm / TCMT16T304... | Ext: 170 mm / Int: 250 mm | KV400 |

## KITSTGCX

### *EXTERNAL TOOL HOLDER WITH INSERTS*

12 Pcs · Carrying case · Satin · Nickel plated · External · Lathe

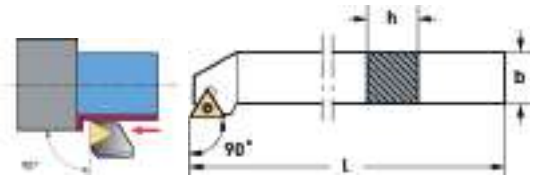


| Art. | Ext. tool holder | Bits | b | h | l |
|---|---|---|---|---|---|
| KITSTGCR16 | STGCR16/11 | TCMT110204N x 10 Pcs | 16 mm | 16 mm | 100 mm |
| KITSTGCR20 | STGCR20 | TCMT16T304N x 10 Pcs | 20 mm | 20 mm | 125 mm |
| KITSTGCR25 | STGCR25 | TCMT16T304N x 10 Pcs | 25 mm | 25 mm | 150 mm |

## KITSCLCXE

### *EXTERNAL TOOL HOLDER WITH INSERTS*

12 Pcs · Carrying case · Satin · Nickel plated · External · Lathe

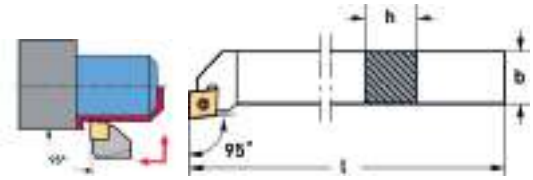


| Art. | Ext. tool holder | Bits | b | h | l |
|---|---|---|---|---|---|
| KITSCLCR12E | SCLCR12E | CCMT09T304N x 10 Pcs | 12 mm | 12 mm | 80 mm |
| KITSCLCR16E | SCLCR16E | CCMT09T304N x 10 Pcs | 16 mm | 16 mm | 100 mm |
| KITSCLCR20E | SCLCR20E | CCMT120408N x 10 Pcs | 20 mm | 20 mm | 125 mm |
| KITSCLCR25E | SCLCR25E | CCMT120408N x 10 Pcs | 25 mm | 25 mm | 150 mm |

## KITSSSCXE

### *EXTERNAL TOOL HOLDER WITH INSERTS*

12 Pcs · Carrying case · Satin · Nickel plated · External · Lathe

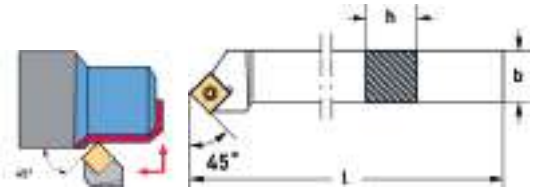


| Art. | Ext. tool holder | Bits | b | h | l |
|---|---|---|---|---|---|
| KITSSSCR20E | SSSCR20E | SCMT120408N x 10 Pcs | 20 mm | 20 mm | 125 mm |
| KITSSSCR25E | SSSCR25E | SCMT120408N x 10 Pcs | 25 mm | 25 mm | 150 mm |

## KITSVJBX

### *EXTERNAL TOOL HOLDER WITH INSERTS*

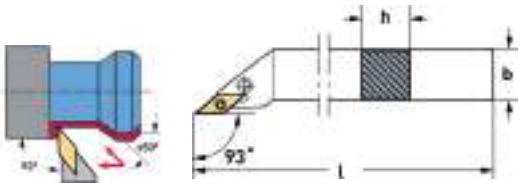

| Art. | Ext. tool holder | Bits | b | h | l |
|---|---|---|---|---|---|
| KITSVJBR20 | SVJBR20 | VBMT160404N x 10 Pcs | 20 mm | 20 mm | 125 mm |
| KITSVJBR25 | SVJBR25 | VBMT160404N x 10 Pcs | 25 mm | 25 mm | 150 mm |

## KITSDJCX

### *EXTERNAL TOOL HOLDER WITH INSERTS*

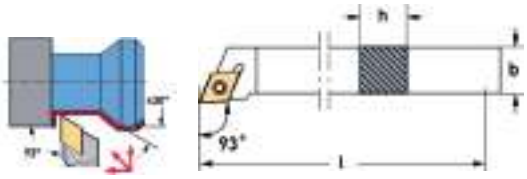

| Art. | Ext. tool holder | Bits | b | h | l |
|---|---|---|---|---|---|
| KITSDJCR10 | SDJCR10 | DCMT070204N x 10 Pcs | 10 mm | 10 mm | 70 mm |
| KITSDJCR12 | SDJCR12 | DCMT070204N x 10 Pcs | 12 mm | 12 mm | 80 mm |
| KITSDJCR16 | SDJCR16 | DCMT070204N x 10 Pcs | 16 mm | 16 mm | 100 mm |
| KITSDJCR20 | SDJCR20 | DCMT11T304N x 10 Pcs | 20 mm | 20 mm | 125 mm |
| KITSDJCR25 | SDJCR25 | DCMT11T304N x 10 Pcs | 25 mm | 25 mm | 150 mm |

## KITPCLNX

### *EXTERNAL TOOL HOLDER WITH INSERTS*

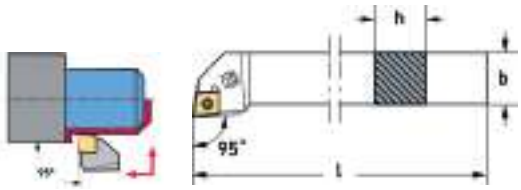

| Art. | Ext. tool holder | Bits | b | h | l |
|---|---|---|---|---|---|
| KITPCLNR16 | PCLNR16 | CNMG120404N x 10 Pcs | 16 mm | 16 mm | 100 mm |
| KITPCLNR20 | PCLNR20 | CNMG120404N x 10 Pcs | 20 mm | 20 mm | 125 mm |
| KITPCLNR25 | PCLNR25 | CNMG120404N x 10 Pcs | 25 mm | 25 mm | 150 mm |

## KITPTGNX

### *EXTERNAL TOOL HOLDER WITH INSERTS*

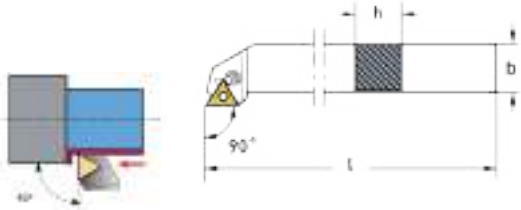

| Art. | Ext. tool holder | Bits | b | h | l |
|---|---|---|---|---|---|
| KITPTGNR16 | PTGNR16 | TNMG160404N x 10 Pcs | 16 mm | 16 mm | 100 mm |
| KITPTGNR20 | PTGNR20 | TNMG160404N x 10 Pcs | 20 mm | 20 mm | 125 mm |
| KITPTGNR25 | PTGNR25 | TNMG160404N x 10 Pcs | 25 mm | 25 mm | 150 mm |

## KITPSSNX

### *EXTERNAL TOOL HOLDER WITH INSERTS*

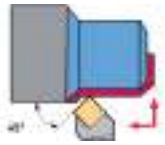

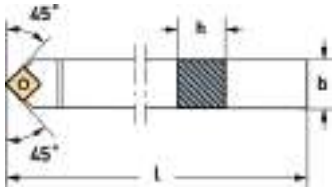

| Art. | Ext. tool holder | Bits | b | h | l |
|---|---|---|---|---|---|
| KITPSSNR16 | PSSNR16 | SNMG120404F15 x 10 Pcs | 16 mm | 16 mm | 100 mm |
| KITPSSNR20 | PSSNR20 | SNMG120404F15 x 10 Pcs | 20 mm | 20 mm | 125 mm |
| KITPSSNR25 | PSSNR25 | SNMG120404F15 x 10 Pcs | 25 mm | 25 mm | 150 mm |

## KITCKJX

### *EXTERNAL TOOL HOLDER WITH INSERTS*

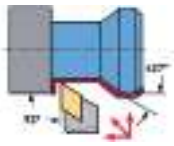

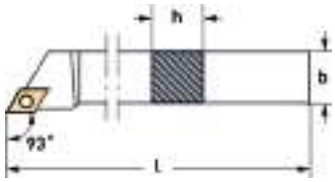

| Art. | Ext. tool holder | Bits | b | h | l |
|---|---|---|---|---|---|
| KITCKJ16 | CKJNR16 | KNUX160405RN x 10 Pcs | 20 mm | 16 mm | 100mm |
| KITCKJ20 | CKJNR20 | KNUX160405RN x 10 Pcs | 20mm | 20mm | 125mm |
| KITCKJ25 | CKJNR25 | KNUX160405RN x 10 Pcs | 25mm | 25mm | 150mm |

## KITPDJNX

### *EXTERNAL TOOL HOLDER WITH INSERTS*

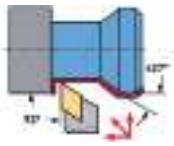

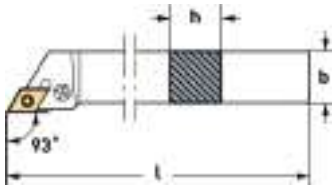

| Art. | Ext. tool holder | Bits | b | h | l |
|---|---|---|---|---|---|
| KITPDJNR20 | PDJNR20 | DNMG150608N x 10 Pcs | 20 mm | 20 mm | 125 mm |
| KITPDJNR25 | PDJNR25 | DNMG150608N x 10 Pcs | 25 mm | 25 mm | 150 mm |

## KITPWLNX

### *EXTERNAL TOOL HOLDER WITH INSERTS*

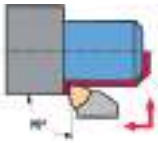

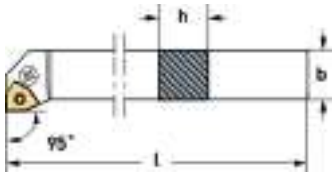

| Art. | Ext. tool holder | Bits | b | h | l |
|---|---|---|---|---|---|
| KITPWLNR20 | PWLNR20 | WNMG080408N x 10 Pcs | 20 mm | 20 mm | 125 mm |
| KITPWLNR25 | PWLNR25 | WNMG080408N x 10 Pcs | 25 mm | 25 mm | 150 mm |

## STGCX

### *90° EXTERNAL TOOL HOLDER*

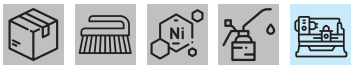





| Art. | Side | b | h | l | Screw | Bushing | Base | Insert (not included) |
|---|---|---|---|---|---|---|---|---|
| STGCR16/11 | Dx/R | 16 mm | 16 mm | 100 mm | KV250 | -------- | -------- | TCMT1102... |
| STGCL16/11 | Sx/L | 16 mm | 16 mm | 100 mm | KV250 | -------- | -------- | TCMT1102... |
| STGCR20 | Dx/R | 20 mm | 20 mm | 125 mm | KV350 | BU3550 | BSTG16 | TCMT16T3... |
| STGCL20 | Sx/L | 20 mm | 20 mm | 125 mm | KV350 | BU3550 | BSTG16 | TCMT16T3... |
| STGCR25 | Dx/R | 25 mm | 25 mm | 150 mm | KV350 | BU3550 | BSTG16 | TCMT16T3... |
| STGCL25 | Sx/L | 25 mm | 25 mm | 150 mm | KV350 | BU3550 | BSTG16 | TCMT16T3... |

## SCLCXE

### *95° EXTERNAL TOOL HOLDER*

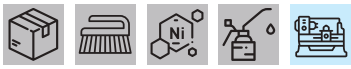


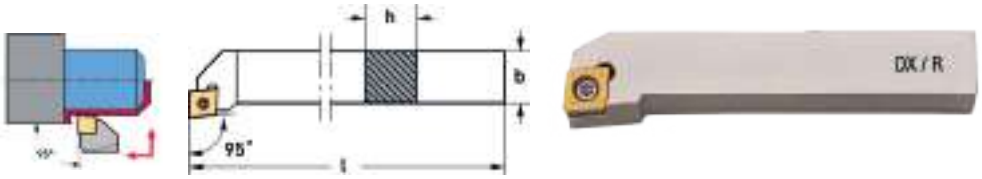


| Art. | Side | b | h | l | Screw | Bushing | Base | Insert (not included) |
|---|---|---|---|---|---|---|---|---|
| SCLCR12E | Dx/R | 12 mm | 12 mm | 80 mm | KV350 | -------- | --------- | CCMT09T3... |
| SCLCL12E | Sx/L | 12 mm | 12 mm | 80 mm | KV350 | -------- | --------- | CCMT09T3... |
| SCLCR16E | Dx/R | 16 mm | 16 mm | 100 mm | KV350 | BU3550 | BSCL09 | CCMT09T3... |
| SCLCL16E | Sx/L | 16 mm | 16 mm | 100 mm | KV350 | BU3550 | BSCL09 | CCMT09T3... |
| SCLCR20E | Dx/R | 20 mm | 20 mm | 125 mm | KV401 | BU4560 | BSCL12 | CCMT1204... |
| SCLCL20E | Sx/L | 20 mm | 20 mm | 125 mm | KV401 | BU4560 | BSCL12 | CCMT1204... |
| SCLCR25E | Dx/R | 25 mm | 25 mm | 150 mm | KV401 | BU4560 | BSCL12 | CCMT1204... |
| SCLCL25E | Sx/L | 25 mm | 25 mm | 150 mm | KV401 | BU4560 | BSCL12 | CCMT1204... |

## SSSCXE

### *45° EXTERNAL TOOL HOLDER*

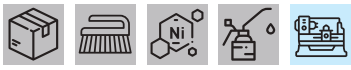


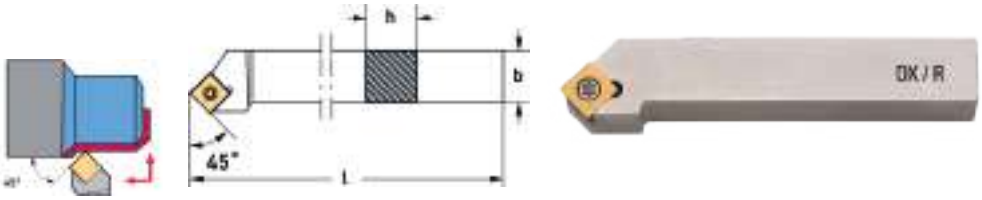


| Art. | Side | b | h | l | Screw | Bushing | Base | Insert (not included) |
|---|---|---|---|---|---|---|---|---|
| SSSCR20E | Dx/R | 20 mm | 20 mm | 125 mm | KV400 | BU4560 | BSSS12 | SCMT1204... |
| SSSCL20E | Sx/L | 20 mm | 20 mm | 125 mm | KV400 | BU4560 | BSSS12 | SCMT1204... |
| SSSCR25E | Dx/R | 25 mm | 25 mm | 150 mm | KV450 | BU4560 | BSSS12 | SCMT1204... |
| SSSCL25E | Sx/L | 25 mm | 25 mm | 150 mm | KV450 | BU4560 | BSSS12 | SCMT1204... |

## SVJBX

### *93° EXTERNAL TOOL HOLDER*

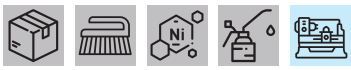


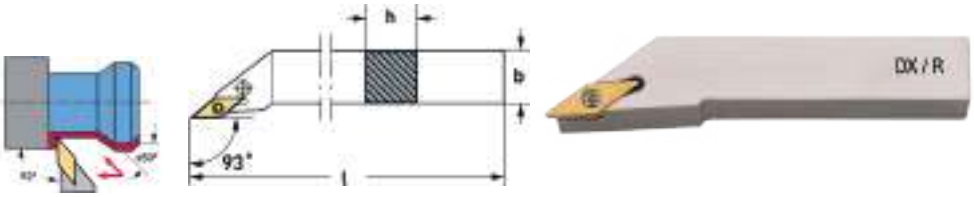


| Art. | Side | b | h | l | Screw | Bushing | Base | Insert (not included) |
|---|---|---|---|---|---|---|---|---|
| SVJBR20 | Dx/R | 20 mm | 20 mm | 125 mm | KV350 | BU3550 | BSVJ16 | VBMT1604... |
| SVJBL20 | Sx/L | 20 mm | 20 mm | 125 mm | KV350 | BU3550 | BSVJ16 | VBMT1604... |
| SVJBR25 | Dx/R | 25 mm | 25 mm | 150 mm | KV350 | BU3550 | BSVJ16 | VBMT1604... |
| SVJBL25 | Sx/L | 25 mm | 25 mm | 150 mm | KV350 | BU3550 | BSVJ16 | VBMT1604... |

## SDJCX

### *93° EXTERNAL TOOL HOLDER*

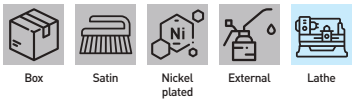


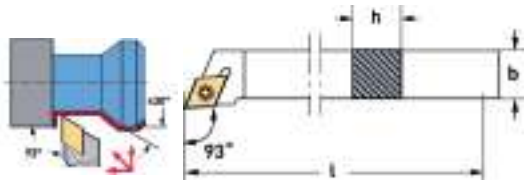

| Art. | Side | b | h | l | Screw | Bushing | Base | Insert (not included) |
|---|---|---|---|---|---|---|---|---|
| SDJCR10 | Dx/R | 10 mm | 10 mm | 70 mm | KV250 | -------- | -------- | DCMT0702... |
| SDJCR12 | Dx/R | 12 mm | 12 mm | 80 mm | KV250 | -------- | -------- | DCMT0702... |
| SDJCR16 | Dx/R | 16 mm | 16 mm | 100 mm | KV250 | -------- | -------- | DCMT0702... |
| SDJCR20 | Dx/R | 20 mm | 20 mm | 125 mm | KV350 | BU3550 | BSDJ11 | DCMT11T3... |
| SDJCL20 | Sx/L | 20 mm | 20 mm | 125 mm | KV350 | BU3550 | BSDJ11 | DCMT11T3... |
| SDJCR25 | Dx/R | 25 mm | 25 mm | 150 mm | KV350 | BU3550 | BSDJ11 | DCMT11T3... |
| SDJCL25 | Sx/L | 25 mm | 25 mm | 150 mm | KV350 | BU3550 | BSDJ11 | DCMT11T3... |

## PCLNX

### *95° EXTERNAL TOOL HOLDER*

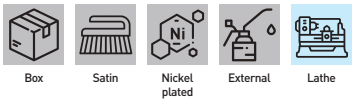


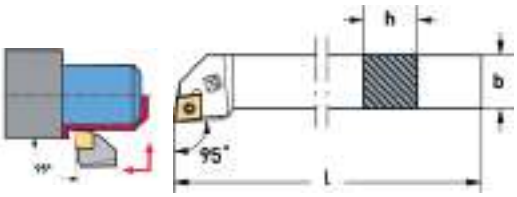

| Art. | Side | b | h | l | Spare parts | Insert (not included) |
|---|---|---|---|---|---|---|
| PCLNR16 | Dx/R | 16 mm | 16 mm | 100 mm | RICAPCLN | CNMG1204... |
| PCLNR20 | Dx/R | 20 mm | 20 mm | 125 mm | RICAPCLN | CNMG1204... |
| PCLNL20 | Sx/L | 20 mm | 20 mm | 125 mm | RICAPCLN | CNMG1204... |
| PCLNR25 | Dx/R | 25 mm | 25 mm | 150 mm | RICAPCLN | CNMG1204... |
| PCLNL25 | Sx/L | 25 mm | 25 mm | 150 mm | RICAPCLN | CNMG1204... |

## PTGNX

### *90° EXTERNAL TOOL HOLDER*

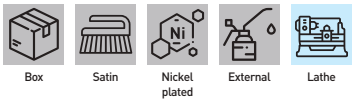


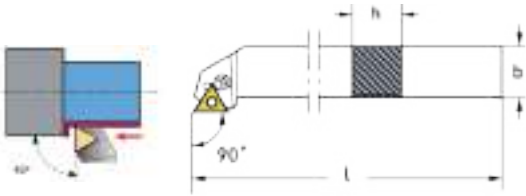

| Art. | Side | b | h | l | Spare parts | Insert (not included) |
|---|---|---|---|---|---|---|
| PTGNR16 | Dx/R | 16 mm | 16 mm | 100 mm | RICAPTGN | TNMG1604... |
| PTGNR20 | Dx/R | 20 mm | 20 mm | 125 mm | RICAPTGN | TNMG1604... |
| PTGNL20 | Sx/L | 20 mm | 20 mm | 125 mm | RICAPTGN | TNMG1604... |
| PTGNR25 | Dx/R | 25 mm | 25 mm | 150 mm | RICAPTGN | TNMG1604... |
| PTGNL25 | Sx/L | 25 mm | 25 mm | 150 mm | RICAPTGN | TNMG1604... |

## PSSNX

### *45° EXTERNAL TOOL HOLDER*

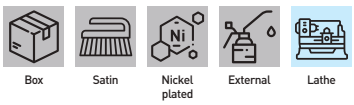


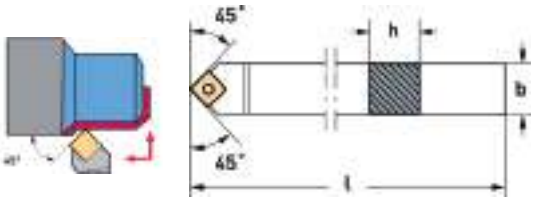

| Art. | Side | b | h | l | Spare parts | Insert (not included) |
|---|---|---|---|---|---|---|
| PSSNR16 | Dx/R | 16 mm | 16 mm | 100 mm | RICAPSSN | SNMG1204... |
| PSSNR20 | Dx/R | 20 mm | 20 mm | 125 mm | RICAPSSN | SNMG1204... |
| PSSNL20 | Sx/L | 20 mm | 20 mm | 125 mm | RICAPSSN | SNMG1204... |
| PSSNR25 | Dx/R | 25 mm | 25 mm | 150 mm | RICAPSSN | SNMG1204... |
| PSSNL25 | Sx/L | 25 mm | 25 mm | 150 mm | RICAPSSN | SNMG1204... |

## CKJNX

### *93° EXTERNAL TOOL HOLDER*

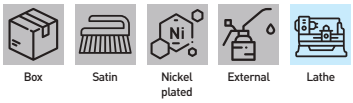


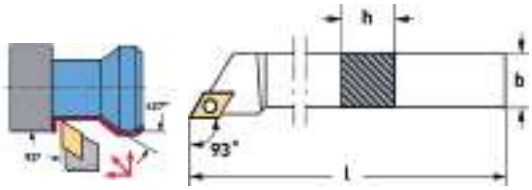

| Art. | Side | b | h | l | Bracket | Screw | Base | Insert (not included) |
|---|---|---|---|---|---|---|---|---|
| CKJNR16 | Dx/R | 20 mm | 16 mm | 100 mm | STAFCKJNR | VITECKJN | BASECKJNR | KNUX160405R... |
| CKJNR20 | Dx/R | 20 mm | 20 mm | 125 mm | STAFCKJNR | VITECKJN | BASECKJNR | KNUX160405R... |
| CKJNL20 | Sx/L | 20 mm | 20 mm | 125 mm | STAFCKJNL | VITECKJN | BASECKJNL | KNUX160405L... |
| CKJNR25 | Dx/R | 25 mm | 25 mm | 150 mm | STAFCKJNR | VITECKJN | BASECKJNR | KNUX160405R... |
| CKJNL25 | Sx/L | 25 mm | 25 mm | 150 mm | STAFCKJNL | VITECKJN | BASECKJNL | KNUX160405L... |

## PDJNX

### *93° EXTERNAL TOOL HOLDER*

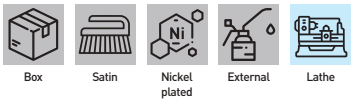


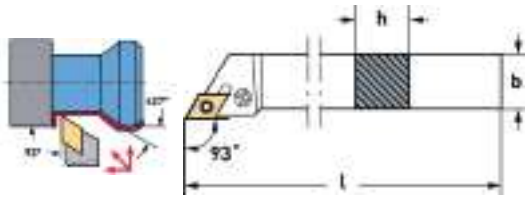

| Art. | Side | b | l | h | Spare parts | Insert (not included) |
|---|---|---|---|---|---|---|
| PDJNR20 | Dx/R | 20 mm | 20 mm | 125 mm | PDJNRKIT | DNMG1506... |
| PDJNR25 | Dx/R | 25 mm | 25 mm | 150 mm | PDJNRKIT | DNMG1506... |
| PDJNL25 | Sx/L | 25 mm | 25 mm | 150 mm | PDJNRKIT | DNMG1506... |

## PWLNX

### *95° EXTERNAL TOOL HOLDER*

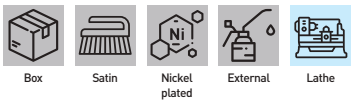


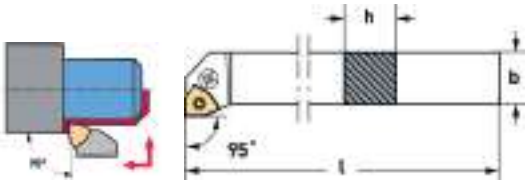

| Art. | Side | b | h | l | Spare parts | Insert (not included) |
|---|---|---|---|---|---|---|
| PWLNR20 | Dx/R | 20 mm | 20 mm | 125 mm | PWLNRKIT | WNMG0804... |
| PWLNR25 | Dx/R | 25 mm | 25 mm | 150 mm | PWLNRKIT | WNMG0804... |
| PWLNL25 | Sx/L | 25 mm | 25 mm | 150 mm | PWLNRKIT | WNMG0804... |

## G007-

### *KNURLING TOOL WITH 3 PAIRS OF KNURLING WHEELS, WITH DIAMOND PATTERN*

Diamond-shaped 45 ° for the execution of knurling for deformation in turning. Equipped with 2 spare wheels 0.8mm pitch.

| Art. | Tool height | Pitch |
|---|---|---|
| G007/16 | 16 mm | 0,8 - 1,2 - 1,8 mm |
| G007/20 | 20 mm | 0,8 - 1,2 - 1,8 mm |

## KITSSSCRX

### *INTERNAL TOOL HOLDER WITH INSERTS*

12 Pcs | Carrying case | Satin | Nickel plated | External | Lathe

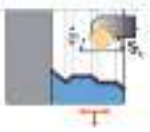

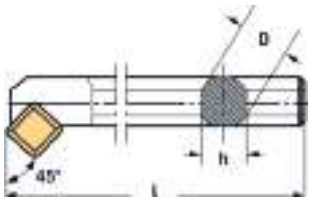

| Art. | Int. tool holder | Bits | D | h | l |
|---|---|---|---|---|---|
| KITSSSCR16 | SSSCR16 | SCMT09T30420A x 10 Pcs | 16 mm | 15 mm | 200 mm |
| KITSSSCR20 | SSSCR20 | SCMT09T30420A x 10 Pcs | 20 mm | 18 mm | 250 mm |
| KITSSSCR25 | SSSCR25 | SCMT09T30420A x 10 Pcs | 25 mm | 22,5 mm | 300 mm |

## KITSCLCRX

### *INTERNAL TOOL HOLDER WITH INSERTS*

12 Pcs | Carrying case | Satin | Nickel plated | External | Lathe

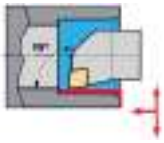

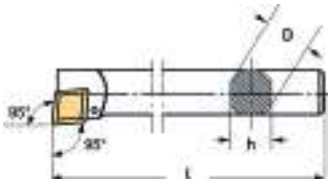

| Art. | Int. tool holder | Bits | D | h | l |
|---|---|---|---|---|---|
| KITSCLCR10 | SCLCR10 | CCMT060204N x 10 Pcs | 10 mm | 9 mm | 140 mm |
| KITSCLCR12 | SCLCR12 | CCMT060204N x 10 Pcs | 12 mm | 11 mm | 160 mm |
| KITSCLCR16 | SCLCR16 | CCMT09T304N x 10 Pcs | 16 mm | 14,5 mm | 180 mm |
| KITSCLCR20 | SCLCR20 | CCMT09T304N x 10 Pcs | 20 mm | 18 mm | 200 mm |
| KITSCLCR25 | SCLCR25 | CCMT09T304N x 10 Pcs | 25 mm | 22,5 mm | 250 mm |
| KITSCLCR32 | SCLCR32 | CCMT09T304N x 10 Pcs | 32 mm | 22,5 mm | 250 mm |

## KITSTFCRX

### *INTERNAL TOOL HOLDER WITH INSERTS*

12 Pcs | Carrying case | Satin | Nickel plated | External | Lathe

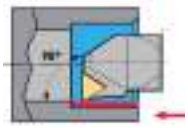

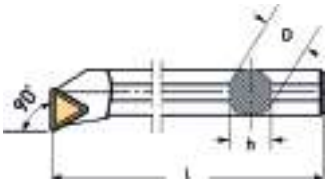

| Art. | Int. tool holder | Bits | D | h | l |
|---|---|---|---|---|---|
| KITSTFCR10 | STFCR10 | TCMT110204N x 10 Pcs | 10 mm | 9 mm | 150 mm |
| KITSTFCR12 | STFCR12 | TCMT110204N x 10 Pcs | 12 mm | 11 mm | 150 mm |
| KITSTFCR16 | STFCR16 | TCMT110204N x 10 Pcs | 16 mm | 15,5 mm | 200 mm |
| KITSTFCR20 | STFCR20 | CCMT09T304N x 10 Pcs | 20 mm | 18,5 mm | 250 mm |
| KITSTFCR25 | STFCR25 | CCMT09T304N x 10 Pcs | 25 mm | 22,5 mm | 250 mm |

## KITSDUCRX

### *INTERNAL TOOL HOLDER WITH INSERTS*

12 Pcs | Carrying case | Satin | Nickel plated | External | Lathe

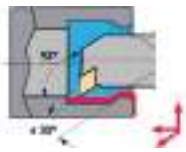

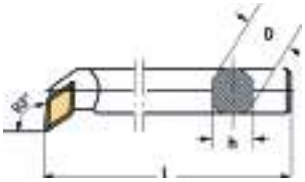

| Art. | Int. tool holder | Bits | D | h | l |
|---|---|---|---|---|---|
| KITSDUCR12 | SDUCR12 | DCMT070204N x 10 Pcs | 12 mm | 11 mm | 160 mm |
| KITSDUCR16 | SDUCR16 | DCMT070204N x 10 Pcs | 16 mm | 15 mm | 180 mm |
| KITSDUCR20 | SDUCR20 | DCMT11T304N x 10 Pcs | 20 mm | 18 mm | 200 mm |
| KITSDUCR25 | SDUCR25 | DCMT11T304N x 10 Pcs | 25 mm | 23 mm | 250 mm |

## KITMTFNRX

### *INTERNAL TOOL HOLDER WITH INSERTS*

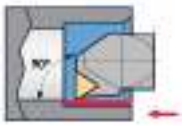

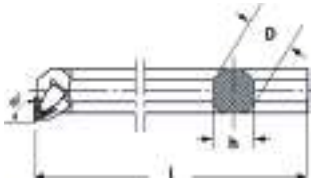

| Art. | Int. tool holder | Bits | D | h | l |
|---|---|---|---|---|---|
| **KITMTFNR16** | MTFNR16 | TNMG160408N x 10 Pcs | 16 mm | 15 mm | 210 mm |
| **KITMTFNR20** | MTFNR20 | TNMG160408N x 10 Pcs | 20 mm | 18 mm | 255 mm |

## KITCKUNR25

### *INTERNAL TOOL HOLDER WITH INSERTS*

| Art. | Int. tool holder | Bits | D | h | l |
|---|---|---|---|---|---|
| **KITCKUNR25** | CKUNR25 | KNUX160405RN x 10 Pcs | 25 mm | 23 mm | 300 mm |

## KISCLCR

### *SOLID BORING BAR SET 95°*

21 Pcs | Carrying case | Satin | Nickel plated | External | Lathe

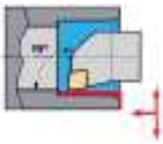

| | |
|---|---|
| Int. tool holder | SCLCR08; SCLCR10; SCLCR12; SCLCR16 |
| Bits | CCMT060204N x 10 Pcs |
| Torx key | T7 x 2 Pcs |
| Screw | T7 x 2,5 mm x 4 Pcs |

## KISTCMT

### *SOLID BORING BAR SET 90°*

23 Pcs | Carrying case | Satin | Nickel plated | External | Lathe

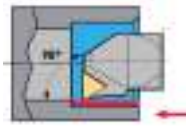

| | |
|---|---|
| Int. tool holder | STFCR08; STFCR10; STFCR12; STFCR16; STFCR20 |
| Bits | TCMT110204N x 10 Pcs |
| Torx key | T8 x 2 Pcs |
| Screw | T8 x 2,5 mm x 2 Pcs |

## KISTFCR

### *SOLID BORING BAR SET 90°*

12 Pcs | Carrying case | Satin | Nickel plated | External | Lathe

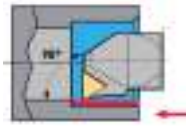

| | |
|---|---|
| Int. tool holder | STFCR08, STFCR10, STFCR12, STFCR16, STFCR20 |
| Insert (not included) | TCMT110204... |
| Torx key | T8 x 2 Pcs |
| Screw | T8 x 2,5 mm x 5 Pcs |

## SSSCRX

### *45° INTERNAL TOOL HOLDER*

Box | Satin | Nickel plated | External | Lathe

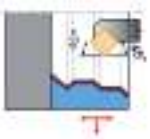

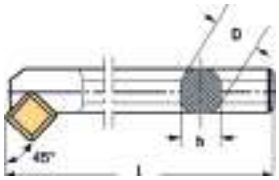

| Art. | D | h | l | Screw | Insert (not included) |
|---|---|---|---|---|---|
| SSSCR16 | 16 mm | 15 mm | 200 mm | KV400 | SCMT09T3... |
| SSSCR20 | 20 mm | 18 mm | 250 mm | KV400 | SCMT09T3... |
| SSSCR25 | 25 mm | 22.5 mm | 300 mm | KV400 | SCMT09T3... |

## SCLCX

### *95° SOLID BORING BAR*

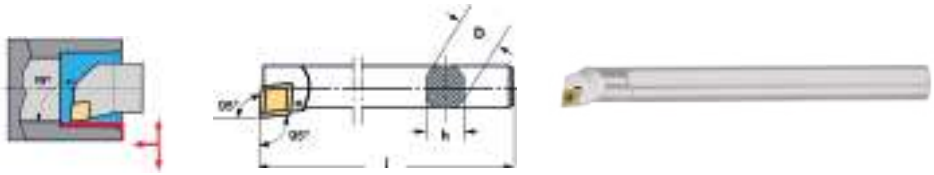

| Art. | Side | D | h | l | Screw | Insert (not included) |
|---|---|---|---|---|---|---|
| SCLCR08 | Dx/R | 8 mm | 7 mm | 125 mm | KV250 | CCMT0602... |
| SCLCL08 | Sx/L | 8 mm | 7 mm | 125 mm | KV250 | CCMT0602... |
| SCLCR10 | Dx/R | 10 mm | 9 mm | 140 mm | KV250 | CCMT0602... |
| SCLCL10 | Sx/L | 10 mm | 9 mm | 140 mm | KV250 | CCMT0602... |
| SCLCR12 | Dx/R | 12 mm | 11 mm | 160 mm | KV250 | CCMT0602... |
| SCLCL12 | Sx/L | 12 mm | 11 mm | 160 mm | KV250 | CCMT0602... |
| SCLCR16 | Dx/R | 16 mm | 14,5 mm | 180 mm | KV400 | CCMT09T3... |
| SCLCL16 | Sx/L | 16 mm | 14,5 mm | 180 mm | KV400 | CCMT09T3... |
| SCLCR20 | Dx/R | 20 mm | 18 mm | 200 mm | KV400 | CCMT09T3... |
| SCLCL20 | Sx/L | 20 mm | 18 mm | 200 mm | KV400 | CCMT09T3... |
| SCLCR25 | Dx/R | 25 mm | 22,5 mm | 250 mm | KV400 | CCMT09T3... |
| SCLCL25 | Sx/L | 25 mm | 22,5 mm | 250 mm | KV400 | CCMT09T3... |
| SCLCR32 | Dx/R | 32 mm | 29 mm | 300 mm | KV400 | CCMT09T3... |
| SCLCL32 | Sx/L | 32 mm | 29 mm | 300 mm | KV400 | CCMT09T3... |

## STFCX

### *90° SOLID BORING BAR*

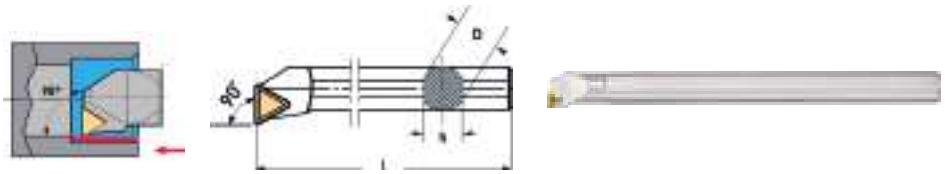

| Art. | Side | D | h | l | Screw | Insert (not included) |
|---|---|---|---|---|---|---|
| STFCR08 | Dx/R | 8 mm | 7 mm | 125 mm | KV250 | TCMT1102... |
| STFCL08 | Sx/L | 8 mm | 7 mm | 125 mm | KV250 | TCMT1102... |
| STFCR10 | Dx/R | 10 mm | 9 mm | 150 mm | KV250 | TCMT1102... |
| STFCL10 | Sx/L | 10 mm | 9 mm | 150 mm | KV250 | TCMT1102... |
| STFCR12 | Dx/R | 12 mm | 11 mm | 150 mm | KV250 | TCMT1102... |
| STFCL12 | Sx/L | 12 mm | 11 mm | 150 mm | KV250 | TCMT1102... |
| STFCR16 | Dx/R | 16 mm | 14,5 mm | 200 mm | KV250 | TCMT1102... |
| STFCL16 | Sx/L | 16 mm | 14,5 mm | 200 mm | KV250 | TCMT1102... |
| STFCR20 | Dx/R | 20 mm | 18,5 mm | 250 mm | KV250 | TCMT1102... |
| STFCL20 | Sx/L | 20 mm | 18,5 mm | 200 mm | KV250 | TCMT1102... |
| STFCR25 | Dx/R | 25 mm | 22,5 mm | 250 mm | KV350 | TCMT16T3... |
| STFCL25 | Sx/L | 25 mm | 22,5 mm | 250 mm | KV350 | TCMT16T3... |
| STFCR32 | Dx/R | 32 mm | 29 mm | 300 mm | KV350 | TCMT16T3... |
| STFCL32 | Sx/L | 32 mm | 29 mm | 300 mm | KV350 | TCMT16T3... |

## SDUCX

### *93° SOLID BORING BAR*

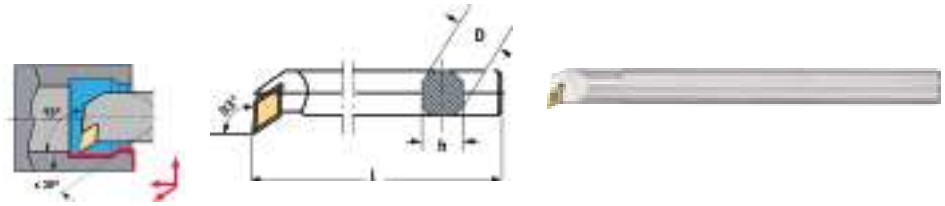

| Art. | Side | D | h | l | Screw | Insert (not included) |
|---|---|---|---|---|---|---|
| SDUCR10 | Dx/R | 10 mm | 9 mm | 140 mm | KV250 | DCMT0702... |
| SDUCL10 | Sx/L | 10 mm | 9 mm | 140 mm | KV250 | DCMT0702... |
| SDUCR12 | Dx/R | 12 mm | 11 mm | 160 mm | KV250 | DCMT0702... |
| SDUCL12 | Sx/L | 12 mm | 11 mm | 160 mm | KV250 | DCMT0702... |
| SDUCR16 | Dx/R | 16 mm | 15 mm | 180 mm | KV250 | DCMT0702... |
| SDUCL16 | Sx/L | 16 mm | 15 mm | 180 mm | KV250 | DCMT0702... |
| SDUCR20 | Dx/R | 20 mm | 18 mm | 200 mm | KV350 | DCMT11T3... |
| SDUCL20 | Sx/L | 20 mm | 18 mm | 200 mm | KV350 | DCMT11T3... |
| SDUCR25 | Dx/R | 25 mm | 23 mm | 250 mm | KV350 | DCMT11T3... |
| SDUCL25 | Sx/L | 25 mm | 23 mm | 250 mm | KV350 | DCMT11T3... |
| SDUCR32 | Dx/R | 32 mm | 30 mm | 300 mm | KV350 | DCMT11T3... |
| SDUCL32 | Sx/L | 32 mm | 30 mm | 300 mm | KV350 | DCMT11T3... |

## MCLNX

### *95° SOLID BORING BAR*

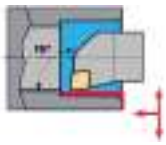

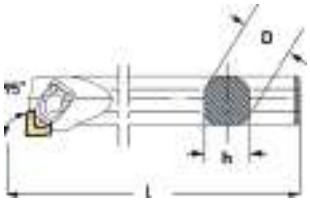

Box Burnished External Lathe

| Art. | Side | D | h | l | Bracket | Base | Insert (not included) |
|---|---|---|---|---|---|---|---|
| MCLNR16 | Dx/R | 16 mm | 15 mm | 210 mm | CTMTMC16/20 | -------- | CNMG1204... |
| MCLNL16 | Sx/L | 16 mm | 15 mm | 210 mm | CTMTMC16/20 | -------- | CNMG1204... |
| MCLNR20 | Dx/R | 20 mm | 18 mm | 255 mm | CTMTMC16/20 | -------- | CNMG1204... |
| MCLNL20 | Sx/L | 20 mm | 18 mm | 255 mm | CTMTMC16/20 | -------- | CNMG1204... |
| MCLNR25 | Dx/R | 25 mm | 23 mm | 300 mm | CTMTMC25/32 | MCLNBASE25/32 | CNMG1204... |
| MCLNL25 | Sx/L | 25 mm | 23 mm | 300 mm | CTMTMC25/32 | MCLNBASE25/32 | CNMG1204... |
| MCLNR32 | Dx/R | 32 mm | 30 mm | 355 mm | CTMTMC25/32 | MCLNBASE25/32 | CNMG1204... |
| MCLNL32 | Sx/L | 32 mm | 30 mm | 355 mm | CTMTMC25/32 | MCLNBASE25/32 | CNMG1204... |

## MTFNX

### *90° SOLID BORING BAR*

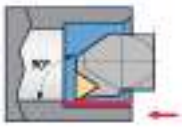

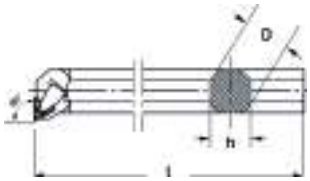

Box Burnished External Lathe

| Art. | Side | D | h | l | Bracket | Base | Insert (not included) |
|---|---|---|---|---|---|---|---|
| MTFNR16 | Dx/R | 16 mm | 15 mm | 210 mm | CTMTMC16/20 | -------- | TNMG1604... |
| MTFNL16 | Sx/L | 16 mm | 15 mm | 210 mm | CTMTMC16/20 | -------- | TNMG1604... |
| MTFNR20 | Dx/R | 20 mm | 18 mm | 255 mm | CTMTMC16/20 | -------- | TNMG1604... |
| MTFNL20 | Sx/L | 20 mm | 18 mm | 255 mm | CTMTMC16/20 | -------- | TNMG1604... |
| MTFNR25 | Dx/R | 25 mm | 23 mm | 300 mm | CTMTMC25/32 | MTFNBASE25/32 | TNMG1604... |
| MTFNL25 | Sx/L | 25 mm | 23 mm | 300 mm | CTMTMC25/32 | MTFNBASE25/32 | TNMG1604... |
| MTFNR32 | Dx/R | 32 mm | 30 mm | 355 mm | CTMTMC25/32 | MTFNBASE25/32 | TNMG1604... |
| MTFNL32 | Sx/L | 32 mm | 30 mm | 355 mm | CTMTMC25/32 | MTFNBASE25/32 | TNMG1604... |

## CTFPX

### *90° SOLID BORING BAR*

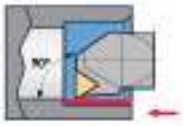

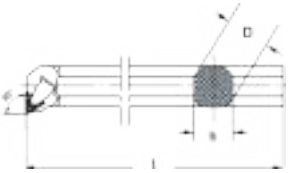

Box Burnished External Lathe

| Art. | Side | D | h | l | Bracket | Base | Insert (not included) |
|---|---|---|---|---|---|---|---|
| CTFPR12 | Dx/R | 12 mm | 11 mm | 150 mm | CTFP10/12 | -------- | TPMR1103... |
| CTFPL12 | Sx/L | 12 mm | 11 mm | 150 mm | CTFP10/12 | -------- | TPMR1103... |
| CTFPR16 | Dx/R | 16 mm | 15 mm | 210 mm | CTMTMC16/20 | -------- | TPMR1103... |
| CTFPL16 | Sx/L | 16 mm | 15 mm | 210 mm | CTMTMC16/20 | -------- | TPMR1103... |
| CTFPR20 | Dx/R | 20 mm | 18 mm | 255 mm | CTMTMC16/20 | -------- | TPMR1603... |
| CTFPL20 | Sx/L | 20 mm | 18 mm | 255 mm | CTMTMC16/20 | -------- | TPMR1603... |
| CTFPR25 | Dx/R | 25 mm | 23 mm | 300 mm | CTMTMC25/32 | CTFPBASE25/32 | TPMR1603... |
| CTFPL25 | Sx/L | 25 mm | 23 mm | 300 mm | CTMTMC25/32 | CTFPBASE25/32 | TPMR1603... |
| CTFPR32 | Dx/R | 32 mm | 30 mm | 355 mm | CTMTMC25/32 | CTFPBASE25/32 | TPMR1603... |
| CTFPL32 | Sx/L | 32 mm | 30 mm | 355 mm | CTMTMC25/32 | CTFPBASE25/32 | TPMR1603... |

## CKUNR

### *93° SOLID BORING BAR*

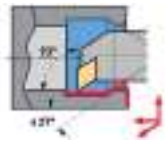

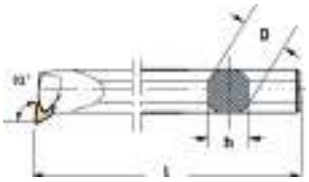

| Art. | Side | D | h | l | Bracket | Screw | Base | Insert (not included) |
|---|---|---|---|---|---|---|---|---|
| CKUNR25 | Dx/R | 25 mm | 23 mm | 300 mm | STAFCKJNR | VITECKJN | BASECKJNR | KNUX1604... |
| CKUNR32 | Dx/R | 32 mm | 30 mm | 350 mm | STAFCKJNR | VITECKJN | BASECKJNR | KNUX1604... |
| CKUNR40 | Dx/R | 40 mm | 37 mm | 400 mm | STAFCKJNR | VITECKJN | BASECKJNR | KNUX1604... |

## KISER

### *EXTERNAL THREAD TOOL HOLDER*

Consisting of external threading tool (1 Pc), M3.5 X 12mm spare screw (1 Pc), 2.5mm hex wrench (1 Pc), T15 torx wrench (1 Pc) and assorted inserts: AG55 - AG60; - ISO 0.8 - 1.00 - 1.25 - 1.50 - 1.75 - 2.00 - 2.50 - 3.00mm (1 Pc each).

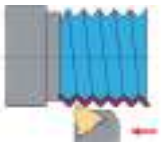

| Art. | Ext. tool holder | Insert | Torx key | Screw | b | l | h |
|---|---|---|---|---|---|---|---|
| KISER | SER20 | 16ER... | T15 | M3,5 x 12 mm | 20 mm | 20 mm | 125 mm |
| KISER25 | SER25 | 16ER... | T15 | M3,5 x 12 mm | 25 mm | 25 mm | 150 mm |

## KISNR

### *INTERNAL THREAD TOOL HOLDER*

Consisting of internal threading tool (1 Pc), spare M3.5 X 12mm screw (1 Pc), 2.5mm hex wrench (1 Pc), T15 torx wrench (1 Pc) and assorted inserts: AG55 - AG60; - ISO 0.8 - 1.00 - 1.25 - 1.50 - 1.75 - 2.00 - 2.50 - 3.00mm (1 Pc each).

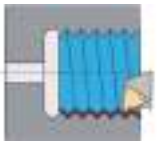

| Art. | Int. tool holder | Insert | Torx key | Screw | D | h | l |
|---|---|---|---|---|---|---|---|
| KISNR | SNR20 | 16IR... | T15 | M3.5 x 12 mm | 20 mm | 18 mm | 200 mm |
| KISNR25 | SNR25 | 16IR... | T15 | M3.5 x 12 mm | 25 mm | 23 mm | 200 mm |

## KICAN

### *INTERNAL AND EXTERNAL GROOVING TOOL HOLDER SET*

Consisting of the tool for external grooves: 20 x 20 mm (1 Pc), the tool for internal grooves: ø 20mm (1 Pc), spare screw M3.5 x 8mm (2 Pcs), torx wrench: T15 (1 Pc) and inserts for 16mm groove TIN coated: 165110134 (2 Pcs), 165130134 (2 Pcs), 165160134 (2 Pcs), 165185134 (1 Pc), 165215134 (1 Pc), 165265134 (1 Pc), 165315134 (1 Pc).

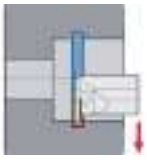

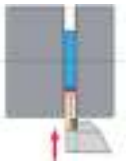

## SERX

### *EXTERNAL THREADING TOOL WITH SCREW CLAMPING*

Box · Satin · Nickel plated · External · Lathe

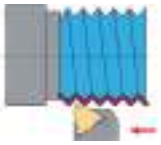

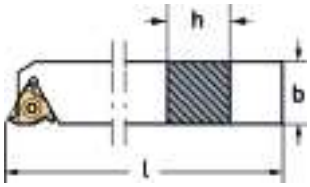

| Art. | b | h | l | Base | Bushing | Screw | Insert (not included) |
|---|---|---|---|---|---|---|---|
| SER16 | 16 mm | 16 mm | 100 mm | -------- | -------- | KV350 | 16ER.. |
| SER20 | 20 mm | 20 mm | 125 mm | BSER16 | BU3550 | KV350 | 16ER... |
| SER25 | 25 mm | 25 mm | 150 mm | BSER16 | BU3550 | KV350 | 16ER... |

## SNRX

### *INTERNAL THREADING TOOL WITH SCREW CLAMPING*

Box · Satin · Nickel plated · External · Lathe

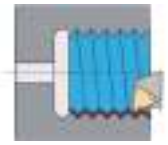

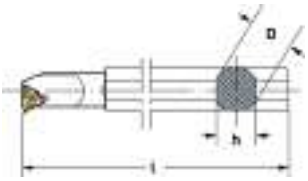

| Art. | D | h | l | Base | Screw | Bushing | Insert (not included) |
|---|---|---|---|---|---|---|---|
| SNR12 | 12 mm | 11 mm | 150 mm | -------- | KV250 | -------- | 11IR... |
| SNR16 | 16 mm | 15 mm | 170 mm | -------- | KV350 | -------- | 16IR... |
| SNR20 | 20 mm | 18 mm | 200 mm | BSNR16 | KV350 | BU3550 | 16IR... |
| SNR25 | 25 mm | 23 mm | 300 mm | BSNR16 | KV350 | BU3550 | 16IR... |

## KITT09X

### *CUTTING TOOL HOLDER WITH INSERTS*

Carrying case · Satin · Nickel plated · External · Lathe

| Art. | Contents | S | h | l | Bits |
|---|---|---|---|---|---|
| KITT090 | 1 Pc SGIH32/3 - 1 Pc SGIH32/4<br>1 Pc SGIH32/5 - 1 Pc SGTBK25 | 3 - 4 - 5 mm | 31,75 mm | 150/160 mm | GCMX3N134 - GCMX4N134<br>GCMX5N134 |
| KITT091 | 1 Pc SGIH26/2 - 1 Pc SGIH26/3<br>1 Pcs SGTBK20 | 2 - 3 mm | 25,75 mm | 109 mm | GCMX3N134<br>GCMX4N134 |

## T09X

### *TOOL CUTTING SET*

Carrying case · Satin · Nickel plated · External · Lathe







| Art. | Set composition | S | h | l | Insert (not included) |
|---|---|---|---|---|---|
| T090 | 1 Pc SGIH32/3 - 1 Pc SGIH32/4<br>1 Pc SGIH32/5 - 1 Pc SGTBK25 | 3 - 4 - 5 mm | 31,75 mm | 150/160 mm | GCMX3N - GCMX4N<br>GCMX5N |
| T091 | 1 Pc SGIH26/2 - 1 Pc SGIH26/3<br>1 Pc SGTBK20 | 2 - 3 mm | 25,75 mm | 109 mm | GCMX2N - GCMX3N |

## T088

### *TOOL CUTTING SET*




Box Satin Nickel plated External Lathe

| | |
|---|---|
| **Set composition** | 1 Pcs SGTBK16 - 1 Pcs SGIH26/2 - 1 Pcs SGIH26/3 |
| **S** | 2 - 3 mm |
| **h** | 25.75 mm |
| **l** | 109 mm |
| **Insert (not included)** | GCMX2N - GCMX3N |

## T089

### *TOOL CUTTING SET*




Box Satin Nickel plated External Lathe

| | |
|---|---|
| **Set composition** | 1 Pcs SGIH19/2 - 1 Pcs SGTBK10 |
| **S** | 2 mm |
| **h** | 19.5 mm |
| **l** | 85 mm |
| **Insert (not included)** | GCMX2N |

## SGIH

### *TOOL FOR EXTERNAL CUTTING - BLADE*

Box Satin Nickel plated External Lathe

| Art. | S | h | l | Insert (not included) |
|---|---|---|---|---|
| SGIH19/2 | 2 mm | 19.5 mm | 85 mm | GCMX2N... |
| SGIH26/2 | 2 mm | 25.75 mm | 109 mm | GCMX2N... |
| SGIH26/3 | 3 mm | 25.75 mm | 109 mm | GCMX3N... |
| SGIH32/3 | 3 mm | 31.75 mm | 150 mm | GCMX3N... |
| SGIH32/4 | 4 mm | 31.75 mm | 150 mm | GCMX4N... |
| SGIH32/5 | 5 mm | 31.75 mm | 150 mm | GCMX5N... |




## SGTBK

### *TOOL FOR EXTERNAL CUTTING - BLADE TOOL HOLDER*

Box Satin Nickel plated Lathe

| Art. | Tool height | Dimensions | Blade |
|---|---|---|---|
| SGTBK10 | 10 x 10 mm | 56 x 25 x 30 mm | 19 mm |
| SGTBK16 | 16 x 16 mm | 87 x 38 x 33 mm | 26 mm |
| SGTBK20 | 20 x 20 mm | 100 x 38 x 45h mm | 26 mm |
| SGTBK25 | 25 x 25 mm | 110 x 49 x 48h mm | 32 mm |

# MAIN TYPES OF MILLING

Shoulder milling

Milling that generates 2 faces at the same time obtaining a 90° shoulder

Flattening

Milling to make a rough surface flat

High feed milling

Face milling with tools that allow high feed rates (up to 4mm/tooth)

Copying

Combination of discordant and concordant milling, requires many unfavourable engagements and disengagements in cutting.

Quarry milling

Milling for the execution of a quarry or a seat

Chamfering

Milling for chamfering holes or contours.

# MAIN MILLING FORMULAS

- Vt= ( Dcap x π x n ) ÷ 1000
- n= (Vt x 1000 ) ÷ ( π x Dcap )
- Fz = Vf ÷ ( n x Zc )
- Vf= Fz x n x Zc

**Key**

**Dcap : Cutting diameter at effective cutting depth doc ( mm )**
**Fz : Feed per tooth ( mm/tooth )**
**Zc : Number of effective milling machine teeth**
**Vf : Table feed ( mm/min )**
**Fn : Feed per revolution ( mm/tooth )**
**doc : Cutting depth ( mm)**
**Vc : Cutting speed (m/min)**
**n : Spindle rotation speed (mm/min)**
**π : its value is 3.14**

# FERVI MILLING TOOLS TYPOLOGY

## 90° MILLING CUTTER

F300-

F301-



F306-



F302-



F402-

F401-



F400-



F256-

## 45° MILLING MACHINE

F304-

F407-

F303-

F308-

F406-

F307/16/22

## MILLING MACHINE FOR CONTOURING AND FLATTENING ROUND INSERTS

F403-

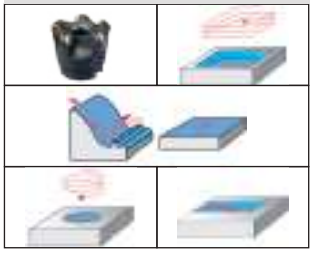

## F300-

### *STRAIGHT SHANK FACE MILLING CUTTER*

With cylindrical shank.

| Art. | D | d | Z | L1 | L2 | Screw | Insert (not included) |
|---|---|---|---|---|---|---|---|
| F300/12 | 12 mm | 12 mm | 1 | 27 mm | 120 mm | KV250 | APKT1003... |
| F300/14 | 14 mm | 12 mm | 1 | 27 mm | 120 mm | KV250 | APKT1003.. |
| F300/16 | 16 mm | 16 mm | 2 | 27 mm | 120 mm | KV250 | APKT1003... |
| F300/18 | 18 mm | 16 mm | 2 | 27 mm | 120 mm | KV250 | APKT1003... |
| F300/20 | 20 mm | 20 mm | 3 | 27 mm | 120 mm | KV250 | APKT1003... |
| F300/22 | 22 mm | 20 mm | 3 | 27 mm | 120 mm | KV250 | APKT1003... |
| F300/25 | 25 mm | 20 mm | 4 | 27 mm | 120 mm | KV250 | APKT1003... |
| F300/25/16 | 25 mm | 20 mm | 2 | 44 mm | 120 mm | KV400 | APKT1604... |
| F300/25/16L | 25 mm | 20 mm | 2 | 44 mm | 200 mm | KV400 | APKT1604... |
| F300/32/16 | 32 mm | 25 mm | 3 | 50 mm | 120 mm | KV400 | APKT1604... |
| F300/32/16L | 32 mm | 32 mm | 3 | 55 mm | 200 mm | KV400 | APKT1604... |

## F301-

### *STRAIGHT SHANK FACE MILLING CUTTER*

With morse taper.

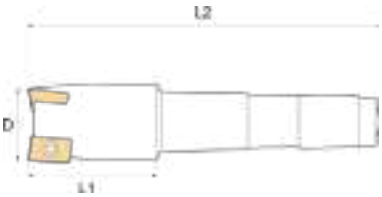


| Art. | D | MT | Z | L1 | L2 | Screw | Insert (not included) |
|---|---|---|---|---|---|---|---|
| F301/25 | 25 mm | 3 | 2 | 40 mm | 125 mm | KV400 | APKT1604... |
| F301/32 | 32 mm | 3 | 3 | 40 mm | 125 mm | KV400 | APKT1604... |
| F301/40 | 40 mm | 3 | 4 | 35 mm | 125 mm | KV400 | APKT1604... |
| F301/32CM4 | 32 mm | 4 | 3 | 45 mm | 150 mm | KV400 | APKT1604... |
| F301/40CM4 | 40 mm | 4 | 4 | 40 mm | 150 mm | KV400 | APKT1604... |

## F306-

### *FACE MILLING CUTTER*

With front perforating cut for making slots, with cylindrical attachment. It allows you to make slots from solid.



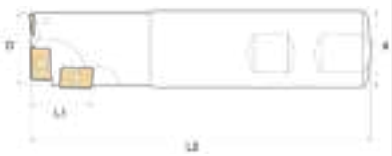

| Art. | D | d | Z | L1 | L2 | Screw | Insert (not included) |
|---|---|---|---|---|---|---|---|
| F306/20 | 20 mm | 20 mm | 3 | 18 mm | 90 mm | KV250 | APKT1003... |
| F306/25 | 25 mm | 25 mm | 3 | 18 mm | 100 mm | KV250 | APKT1003... |

## F302-

### *FACE MILLING CUTTER*

With sleeve connection.

| Art. | D | L | d | Z | Screw | Insert (not included) |
|---|---|---|---|---|---|---|
| F302/040 | 40 mm | 40 mm | 16 mm | 4 | KV400 | APKT1604... |
| F302/050 | 50 mm | 45 mm | 22 mm | 4 | KV400 | APKT1604... |
| F302/063 | 63 mm | 50 mm | 22 mm | 6 | KV400 | APKT1604... |
| F302/080 | 80 mm | 50 mm | 27 mm | 7 | KV400 | APKT1604... |
| F302/100 | 100 mm | 50 mm | 32 mm | 8 | KV400 | APKT1604... |

## F304-

### *FACE MILLING CUTTER FOR BLIND SIDE'S INSERT*

With sleeve connection.

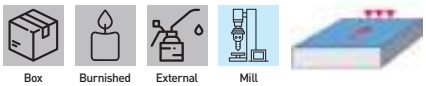

| Art. | D | H | B | d | Z | Screw | Insert (not included) |
|---|---|---|---|---|---|---|---|
| F304/063 | 63 mm | 42 mm | 71,2 mm | 22 mm | 6 | KV250 | APKT1003... |
| F304/080 | 80 mm | 47 mm | 84 mm | 27 mm | 5 | KV400 | APKT1604... |

## F402-

### *FACE MILLING CUTTER*

With cylindrical shank.

| Art. | D | d | Z | L1 | L2 | Screw | Insert (not included) |
|---|---|---|---|---|---|---|---|
| F402/25 | 25 mm | 20 mm | 2 | 35 mm | 110 mm | KV400 | ADLT1503... |
| F402/32 | 32 mm | 25 mm | 3 | 35 mm | 120 mm | KV400 | ADLT1503... |
| F402/25L | 25 mm | 25 mm | 2 | 35 mm | 200 mm | KV400 | ADLT1503... |
| F402/32L | 32 mm | 25 mm | 3 | 35 mm | 200 mm | KV400 | ADLT1503... |

## F401-

### *FACE MILLING CUTTER*

With morse taper.

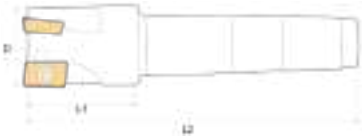

| Art. | D | MT | Z | L1 | L2 | Screw | Insert (not included) |
|---|---|---|---|---|---|---|---|
| F401/25 | 25 mm | 3 | 2 | 44 mm | 130 mm | KV400 | ADLT1503... |
| F401/32 | 32 mm | 3 | 3 | 44 mm | 130 mm | KV400 | ADLT1503... |
| F401/40 | 40 mm | 3 | 4 | 44 mm | 130 mm | KV400 | ADLT1503... |
| F401/40CM4 | 40 mm | 4 | 4 | 44 mm | 153 mm | KV400 | ADLT1503... |

## F400-

### *FACE MILLING CUTTER*

With sleeve connection, recommended for use on machines with medium power.

| Art. | D | H | a | d | Z | Screw | Insert (not included) |
|---|---|---|---|---|---|---|---|
| F400/040 | 40 mm | 40 mm | 8,4 mm | 16 mm | 4 | KV400 | ADLT1503... |
| F400/050 | 50 mm | 40 mm | 10,4 mm | 22 mm | 5 | KV400 | ADLT1503... |
| F400/063 | 63 mm | 40 mm | 10,4 mm | 22 mm | 6 | KV400 | ADLT1503... |
| F400/080 | 80 mm | 50 mm | 12,4 mm | 27 mm | 7 | KV400 | ADLT1503... |
| F400/100 | 100 mm | 50 mm | 14,4 mm | 32 mm | 8 | KV400 | ADLT1503... |

## F256-

### *FACE MILLING*

With sleeve connection, recommended for use on machines with medium power.

Box | Satin | Nickel plated | Internal | Mill

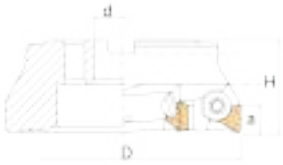


| Art. | D | H | a | d | Z | Screw | Insert (not included) |
|---|---|---|---|---|---|---|---|
| F256/040 | 40 mm | 40 mm | 16 mm | 16 mm | 3 | F256/644 | TPKN1603... |
| F256/050 | 50 mm | 40 mm | 16 mm | 22 mm | 3 | F256/644 | TPKN1603... |
| F256/063 | 63 mm | 40 mm | 16 mm | 22 mm | 3 | F256/644 | TPKN1603... |
| F256/080 | 80 mm | 50 mm | 22 mm | 27 mm | 4 | F256/648 | TPKN2204... |
| F256/100 | 100 mm | 50 mm | 22 mm | 32 mm | 5 | F256/648 | TPKN2204... |

## F407-

### *MILLING CUTTER WITH NEGATIVE INSERTS FOR FACE MILLING*

With sleeve connection, recommended for use on machines with medium/high power.

Box | Satin | Nickel plated | Internal | Mill

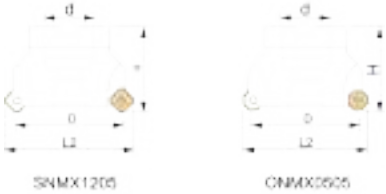


| Art. | D | H | L2 | d | Z | Screw | Insert (not included) |
|---|---|---|---|---|---|---|---|
| F407/050 | 50 mm | 40 mm | 63 mm | 22 mm | 4 | KV401 | ONMX1205... - SNMX1205... |
| F407/100 | 100 mm | 50 mm | 113 mm | 32 mm | 8 | KV401 | ONMX1205... - SNMX1205... |

## F303-

### *FACE MILLING CUTTER*

With sleeve connection, recommended for use on machines with medium power.

Box | Satin | Nickel plated | External | Mill

| Art. | D | H | B | d | Z | Screw | Insert (not included) |
|---|---|---|---|---|---|---|---|
| F303/040 | 40 mm | 45 mm | 53 mm | 16 mm | 3 | KV500 | SEHX1204... / SEHT1204... |
| F303/050 | 50 mm | 48 mm | 60 mm | 22 mm | 4 | KV500 | SEHX1204... / SEHT1204... |
| F303/063 | 63 mm | 50 mm | 76 mm | 22 mm | 5 | KV500 | SEHX1204... / SEHT1204... |
| F303/080 | 80 mm | 50 mm | 93 mm | 27 mm | 5 | KV500 | SEHX1204... / SEHT1204... |
| F303/100 | 100 mm | 50 mm | 113 mm | 32 mm | 6 | KV500 | SEHX1204... / SEHT1204... |
| F303/125 | 125 mm | 60 mm | 138 mm | 40 mm | 7 | KV500 | SEHX1204... / SEHT1204... |

## F308-

### *FACE MILLING CUTTERS*

With sleeve connection, thanks to the very positive geometry, excellent machined surfaces are obtained.

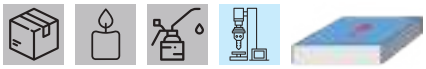

Box | Burnished | External | Mill

| Art. | D | H | L2 | d | Z | Screw | Insert (not included) |
|---|---|---|---|---|---|---|---|
| F308/063 | 63 mm | 40 mm | 68 mm | 22 mm | 5 | KV400 | OFEX05T3... |
| F308/080 | 80 mm | 50 mm | 86 mm | 27 mm | 6 | KV400 | OFEX05T3... |
| F308/100 | 100 mm | 50 mm | 106 mm | 32 mm | 7 | KV400 | OFEX05T3... |

## F406-

### *FACE MILLING CUTTER*

With sleeve connection, recommended for use on machines with reduced power.

Box | Satin | Nickel plated | External | Mill

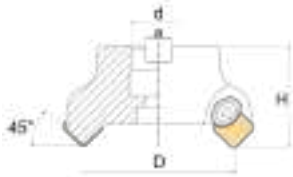


| Art. | D | H | a | d | Z | Screw | Insert base | Insert (not included) |
|---|---|---|---|---|---|---|---|---|
| F406/40 | 40 mm | 48 mm | 8,4 mm | 16 mm | 3 | VTN00440 | WSSP | SEKN1203... |
| F406/50 | 50 mm | 48 mm | 10,4 mm | 22 mm | 4 | VTN00440 | WSSP | SEKN1203... |
| F406/63 | 63 mm | 48 mm | 12,4 mm | 22 mm | 5 | VTN00440 | WSSP | SEKN1203... |
| F406/80 | 80 mm | 50 mm | 14,4 mm | 27 mm | 5 | VTN00440 | WSSP | SEKN1203... |
| F406/100 | 100 mm | 50 mm | 16,4 mm | 32 mm | 6 | VTN00440 | WSSP | SEKN1203... |

## F307/16/22

### *INSERTS COUNTER SINKS SET*

With cylindrical shank, for deburring of holes, slots and pockets, for milling plate edges.

Box | Satin | Nickel plated | External | Mill

| | |
|---|---|
| D | 16/22 mm |
| d | 12/20 mm |
| L1 | 7 mm |
| L2 | 90/100 mm |
| Z | 1 / 2 |
| Screw | KV250 |
| Insert (not included) | TCMT1102 |

## F403-

### *FACE MILLING CUTTER*

With sleeve connection.

Box | Burnished | External | Mill

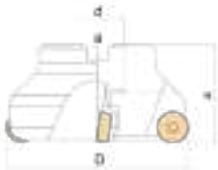


| Art. | D | H | a | d | Z | Screw | Insert (not included) |
|---|---|---|---|---|---|---|---|
| F403/40 | 40 mm | 40 mm | 8,4 mm | 16 mm | 3 | KV400 | RPMT1204... |
| F403/50 | 50 mm | 40 mm | 10,4 mm | 22 mm | 4 | KV400 | RPMT1204... |
| F403/63 | 63 mm | 40 mm | 10,4 mm | 22 mm | 5 | KV400 | RPMT1204... |
| F403/80 | 80 mm | 50 mm | 12,4 mm | 27 mm | 6 | KV400 | RPMT1204... |
| F403/100 | 100 mm | 50 mm | 14,4 mm | 32 mm | 6 | KV400 | RPMT1204... |

### BSTG16
*SET 5 BASES 16MM*

### BU3550
*5 BUSHING SET*

### BSCL09
*SET 5 BASES 9MM*

### BSCL12
*SET 5 BASES 12MM*

### BU4560
*5 BUSHING SET*

### BSSS12
*5 SQUARE BASES 12MM*

### BSVJ16
*SET 5 BASES 16MM*

### BSDJ11
*5 RHOMBIC BASES 11MM*

### BU4050
*5 BUSHING SET*

### RICAPCLN
*BASE BRACKET SCREW KIT*

### RICAPTGN
*BASE BRACKET SCREW KIT*

### RICAPSSN
*BASE BRACKET SCREW KIT*

### STAFCKJNR
*RIGHT TOOL BRACKET*

### STAFCKJNL
*LEFT TOOL BRACKET*

### BASECKJNR
*CARBIDE BASE RIGHT TOOL*

### BASECKJNL
*CARBIDE BASE LEFT TOOL*

### VITECKJN
*TOOL SCREW*

### PDJNRKIT
*KIT PARTS*

### PWLNRKIT
*BASE BRACKET SCREW KIT*

### MCLNBASE25/32
*BASE*

### CTMTMC16/20
*TOOL BRACKET 16 - 20*

### CTMTMC25/32
*TOOL BRACKET 25 - 32*

### MTFNBASE25/32
*BASE*

### CTFP10/12
*TOOL BRACKET*

### CTFPBASE25/32
*BASE*
For 25 - 32.

### BSER16
*5 CARBIDE BASE 16MM*

### BSNR16
*5 CARBIDES*
16 mm.

### F256/648
*MILL SCREW 080/125*

### F256/644
*MILL SCREW 040/063*

### VT00440
*5 PCS MILL SCREWS*

### WSSP
*BASE*

### KVX
*SCREWS 10 PCS*

| Art. | Dimensions | Machine unit dimensions | Degrees | Tee star |
|---|---|---|---|---|
| KV200 | M2 x 4,5 mm | Ø 2,7 mm | 55° | TX 6 |
| KV250 | M2,5 x 6 mm | Ø 3,7 mm | 45° | TX 8 |
| KV300 | M3 x 8 mm | Ø 4 mm | 60° | TX 9 |
| KV350 | M3,5 x 12 mm | Ø 5,3 mm | 60° | TX 15 |
| KV400 | M4 x 12 mm | Ø 5,7 mm | 60° | TX 15 |
| KV401 | M4 x 11,8 mm | Ø 6,5 mm | 40° | TX 20 |
| KV450 | M4,5 x 10 mm | Ø 6,8 mm | 60° | TX 15 |
| KV500 | M5 x 11 mm | Ø 6,4 mm | 43° | TX 20 |

# IDENTIFICATION OF TURNING AND MILLING INSERTS

| C | N | M | G | 12 | 04 | 08 |
|---|---|---|---|---|---|---|
| 1 | 2 | 3 | 4 | 5 | 6 | 7 |

## 1 - Shape of insert

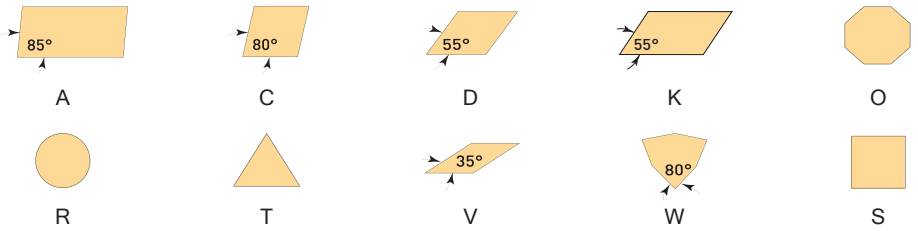


## 2 - Relief angle

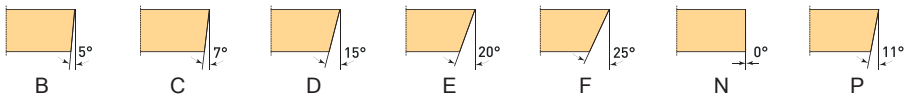


## 4 - Type of insert

G N R T X = speciale

## 5 - Cutting edge length

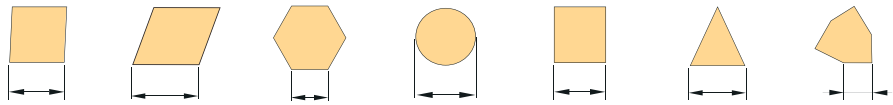

A, B, K C, D, E, M, V H, O, P R S T W

## 7 - Radius

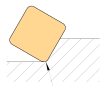

| | |
|---|---|
| 04 | r 0,4 |
| 08 | r 0,8 |
| 12 | r 1,2 |
| 10 | r 1,0 |

## 3 - Tollerance

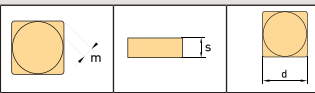


| | m | s | d |
|---|---|---|---|
| E | 0,025 | 0,025 | 0,025 |
| H | 0,013 | 0,025 | 0,013 |
| L | 0,025 | 0,025 | 0,05 - 0,13 |
| K | 0,013 | 0,025 | 0,05 - 0,13 |
| M | 0,08 | 0,13 | 0,05 - 0,13 |
| U | 0,13 - 0,38 | 0,13 - 0,13 | 0,08 - 0,25 |

## 6 - Thickness

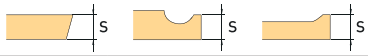


| | |
|---|---|
| 02 | 2,38 mm |
| 03 | 3,18 mm |
| T3 | 3,97 mm |
| 04 | 4,76 mm |
| 05 | 5,56 mm |
| 06 | 6,35 mm |

# ISO MATERIAL CLASSIFICATION

| P | M | K |
|---|---|---|
| Lead and case-hardening steels, tempering and construction steels | Ferritic, austenitic, martensitic, duplex steels | Gray, hardened, spheroidal cast iron, CGI cast iron, sintered iron |

# CHARACTERISTICS OF INSERT GRADES

| Grade | Coating | Work condition | Coolant | |
|---|---|---|---|---|
| N | CVD | Stable/Normal | X | |
| 134 | PVD | Stable/Normal | | X |
| 234 | PVD | Stable/Normal | | X |
| 25 | PVD | Stable | | X |
| 20A | PVD | Stable/Normal | X | X |
| F15 | CVD | Stable | X | X |
| F25 | CVD | Stable/Normal | X | X |
| M25 | CVD | Stable/Normal | X | X |
| M35 | CVD | Normal/Interrupted | X | X |

| | Description |
|---|---|
| | Coating |
| **CVD** | They are characterised by high wear resistance and excellent adhesion to carbide. In general turning they are applied in stainless steels and in the ISO P,M,K ranges. |
| **PVD** | They increase wear resistance due to their hardness. Their compressive stresses contribute to increased cutting edge toughness and resistance to comb crack formation. |
| | Work condition |
| **Stable** | Type of cut in which the insert has a homogeneous working condition. |
| **Normal** | Type of cut in which the insert may have an interrupted/repeated cutting condition. |
| **Interrupted** | Type of cut in which the insert will have several interruptions/restarts during processing. |

# IDENTIFICATION OF THREADING INSERTS

| 16 | E | R | 175 | ISO |
|---|---|---|---|---|
| A1 | A2 | A3 | A4 | A5 |

| A3 - Cutting direction | |
|---|---|
| R | Right |
| L | Left |

| A5 - Thread profile | |
|---|---|
| ISO | 60° Metric Thread |
| W | Thread Whitworth 55° |
| AG60 | 60° Profile ( Free Thread ) 0,5 - 3mm |
| AG55 | 55° Profile ( Free Thread ) 28 - 11 TPI |

| A1 - Cutting edge length | |
|---|---|
| l | d |
| | |
| 11 | 6,35 |
| 16 | 9,525 |
| 22 | 12,7 |

| A2 - Threading | |
|---|---|
| | |
| E | I |
| External | Internal |

| A4 - Thread pitch | |
|---|---|
| 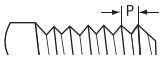 | |
| mm | Threads/Inch |
| $\frac{A4}{100}$ (0,5 - 3mm) | (28 - 11 TPI) |

# GUIDE TO CHOOSING THE INSERT

| | Materials | | | Field of use | | | Type of processing | |
|---|---|---|---|---|---|---|---|---|
| **Type of insert** | **P** | **M** | **K** | **Finish** | **Medium** | **Roughing** | **Turning** | **Milling** |
| CCMTx | ● | | ○ | ✓ | | | ✓ | |
| CCMTxA | ● | ○ | ○ | ✓ | | | ✓ | |
| CNMGx | ● | | ○ | ✓ | ✓ | | ✓ | |
| CNMGxF15 | ● | | ○ | ✓ | | | ✓ | |
| CNMGxF25 | ○ | | ○ | ✓ | | | ✓ | |
| CNMGxM25 | ● | | ○ | | ✓ | | ✓ | |
| CNMGxM35 | ○ | | | | ✓ | | ✓ | |
| DCMTx | ● | | ○ | ✓ | | | ✓ | |
| DCMTxA | ● | ● | ○ | ✓ | | | ✓ | |
| DNMGx | ● | | ○ | | ✓ | | ✓ | |
| DNMGxM25 | ● | | ○ | | ✓ | | ✓ | |
| DNMGxM35 | ○ | | | | ✓ | | ✓ | |
| KNUx | ● | | | ✓ | | | ✓ | |
| SCMTx | ● | ● | ○ | ✓ | | | ✓ | |
| SCMTxA1 | ● | | ○ | ✓ | | | ✓ | |
| SCMTxA2 | ● | ● | ○ | ✓ | ✓ | | ✓ | |
| SCMTxA3 | ● | ● | ○ | ✓ | ✓ | | ✓ | |
| SNMGxF15 | ● | | ○ | ✓ | | | ✓ | |
| SNMGxF25 | ○ | | ○ | ✓ | | | ✓ | |
| SNMGxM25 | ● | | ○ | | ✓ | | ✓ | |
| SNMGxM35 | ○ | | | | ✓ | | ✓ | |
| SPMRx | ● | | | ✓ | | | ✓ | |
| TCMTx | ● | ● | ○ | ✓ | ✓ | | ✓ | |
| TCMTxA | ● | ○ | ○ | ✓ | | | ✓ | |
| WNMGx | ● | | | | ✓ | | ✓ | |
| WNMGxM25 | ● | | ○ | | ✓ | | ✓ | |
| WNMGxM35 | ○ | | | | ✓ | | ✓ | |

| | Materials | | | Field of use | | | Type of processing | |
|---|---|---|---|---|---|---|---|---|
| **Type of insert** | **P** | **M** | **K** | **Finish** | **Medium** | **Roughing** | **Turning** | **Milling** |
| TNMGx | ● | | ○ | ✓ | | | ✓ | |
| TNMGxF15 | ● | | ○ | ✓ | | | ✓ | |
| TNMGxF25 | ● | | ○ | ✓ | | | ✓ | |
| TNMGxM25 | ● | | ○ | | ✓ | | ✓ | |
| TNMGxM35 | ○ | | | | ✓ | | ✓ | |
| TPMRx | ● | | | ✓ | | | ✓ | |
| VBMTx | ○ | | | ✓ | | | ✓ | |
| VBMTxA | ● | ● | ○ | ✓ | ✓ | | ✓ | |
| ADLTx | ● | | | | ✓ | ✓ | | ✓ |
| ADLTxA | ● | ● | | | ✓ | ✓ | | ✓ |
| ADLTxA1 | ● | ● | | | ✓ | ✓ | | ✓ |
| APKTx | ○ | ● | | | ✓ | | | ✓ |
| OFEXx | ● | | | ✓ | ✓ | | | ✓ |
| OFEXxA | ● | ● | | ✓ | ✓ | | | ✓ |
| ONMXxA | ● | ● | | ✓ | ✓ | | | ✓ |
| RDHTx | ● | | ○ | | ✓ | ✓ | | ✓ |
| RPMTx | ● | | ○ | | ✓ | ✓ | | ✓ |
| SEHTx | ● | | | ✓ | ✓ | | | ✓ |
| SEHTxA | ○ | ● | | ✓ | ✓ | | | ✓ |
| SEKNx | ● | | ○ | | ✓ | ✓ | | ✓ |
| SEHXx | ○ | | | | ✓ | ✓ | | ✓ |
| SEHXxA | ● | ○ | | | ✓ | ✓ | | ✓ |
| SNMXx | ● | ● | | ✓ | ✓ | | | ✓ |
| SPKNx | ● | ○ | | | ✓ | ✓ | | ✓ |
| TPKNx | ● | ○ | | | ✓ | ✓ | | ✓ |
| GCMX | ● | | | | | | ✓ | |
| GCMXA | | ● | | | | | ✓ | |

**Key**

- ● **Recommended Application**
- ○ **Possible Application**
- ✓ **Recommended field of application**

## CCMTX

### *TURNING INSERTS*

Positive.

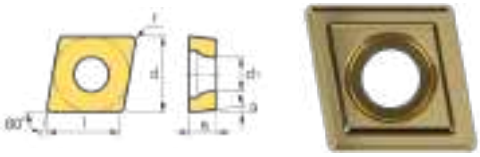

Box | Finishing | P | K | Turning | Emulsion | made in italy

| Art. | Dimensions | d | l | S | r | d1 | a° | Pack |
|---|---|---|---|---|---|---|---|---|
| CCMT060204N | 6 mm | 6,35 mm | 6,3 mm | 2,38 mm | 0,4 mm | 2,8 mm | 7° | 10 |
| CCMT09T304N | 9 mm | 9,52 mm | 9,7 mm | 3,97 mm | 0,4 mm | 4,4 mm | 7° | 10 |
| CCMT09T308N | 9 mm | 9,52 mm | 9,7 mm | 3,97 mm | 0,8 mm | 4,4 mm | 7° | 10 |
| CCMT120408N | 12 mm | 12,70 mm | 12,9 mm | 4,76 mm | 0,8 mm | 5,5 mm | 7° | 10 |

## CCMTXA

### *TURNING INSERTS*

Positive.

Box | Finishing | P | M | K | Turning | Emulsion | Dry | made in italy

| Art. | Dimensions | d | l | S | r | d1 | a° | Pack |
|---|---|---|---|---|---|---|---|---|
| CCMT06020420A | 6 mm | 6,35 mm | 6,3 mm | 2,38 mm | 0,4 mm | 2,8 mm | 7° | 10 |
| CCMT09T30420A | 9 mm | 9,52 mm | 9,7 mm | 3,97 mm | 0,4 mm | 4,4 mm | 7° | 10 |
| CCMT09T30820A | 9 mm | 9,52 mm | 9,7 mm | 3,97 mm | 0,8 mm | 4,4 mm | 7° | 10 |
| CCMT12040820A | 12 mm | 12,70 mm | 12,9 mm | 4,76 mm | 0,8 mm | 5,5 mm | 7° | 10 |

## CNMGX

### *TURNING INSERTS*

Negative.

Box | Finishing | Medium | P | K | Turning | Emulsion | made in italy

| Art. | Dimensions | d | l | S | r | d1 | a° | Pack |
|---|---|---|---|---|---|---|---|---|
| CNMG120404N | 12 mm | 12,70 mm | 12,9 mm | 4,76 mm | 0,4 mm | 5,16 mm | - | 10 |
| CNMG120408N | 12 mm | 12,70 mm | 12,9 mm | 4,76 mm | 0,8 mm | 5,16 mm | - | 10 |

## CNMGXF15

### *TURNING INSERTS*

Negative.

Box | Finishing | P | K | Turning | Emulsion | Dry | made in italy

| Art. | Dimensions | d | l | S | r | d1 | a° | Pack |
|---|---|---|---|---|---|---|---|---|
| CNMG120404F15 | 12 mm | 12,70 mm | 12,9 mm | 4,76 mm | 0,4 mm | 5,16 mm | - | 10 |

## CNMGXF25

### *TURNING INSERTS*

Negative.

Box | Finishing | P | K | Turning | Emulsion | Dry | made in italy

| Art. | Dimensions | d | l | S | r | d1 | a° | Pack |
|---|---|---|---|---|---|---|---|---|
| CNMG120404F25 | 12 mm | 12,70 mm | 12,9 mm | 4,76 mm | 0,4 mm | 5,16 mm | - | 10 |

## CNMGXM25

### *TURNING INSERTS*

Negative.

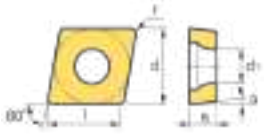

Box | Medium | P | K | Turning | Emulsion | Dry | made in italy

| Art. | Dimensions | d | l | S | r | d1 | a° | Pack |
|---|---|---|---|---|---|---|---|---|
| CNMG120408M25 | 12 mm | 12,70 mm | 12,9 mm | 4,76 mm | 0,8 mm | 5,16 mm | - | 10 |

## CNMGXM35

### *TURNING INSERTS*

Negative.

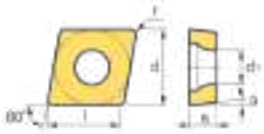

Box | Medium | P | Turning | Emulsion | Dry | made in italy

| Art. | Dimensions | d | l | S | r | d1 | a° | Pack |
|---|---|---|---|---|---|---|---|---|
| CNMG120408M35 | 12 mm | 12,70 mm | 12,9 mm | 4,76 mm | 0,8 mm | 5,16 mm | - | 10 |

## DCMTX

### *TURNING INSERTS*

Positive.

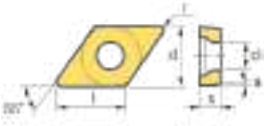

Box | Finishing | P | K | Turning | Emulsion | made in italy

| Art. | Dimensions | d | l | S | r | d1 | a° | Pack |
|---|---|---|---|---|---|---|---|---|
| DCMT070204N | 7 mm | 6,35 mm | 7,7 mm | 2,38 mm | 0,4 mm | 2,8 mm | 7° | 10 |
| DCMT11T304N | 11 mm | 9,52 mm | 11,6 mm | 3,97 mm | 0,4 mm | 2,2 mm | 7° | 10 |

## DCMTXA

### *TURNING INSERTS*

Positive.

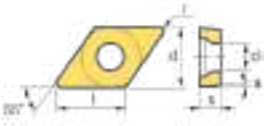

Box | Finishing | P | M | K | Turning | Emulsion | Dry | made in italy

| Art. | Dimensions | d | l | S | r | d1 | a° | Pack |
|---|---|---|---|---|---|---|---|---|
| DCMT07020420A | 7 mm | 6,35 mm | 7,7 mm | 2,38 mm | 0,4 mm | 2,8 mm | 7° | 10 |
| DCMT11T30420A | 11 mm | 9,52 mm | 11,6 mm | 3,97 mm | 0,4 mm | 2,2 mm | 7° | 10 |

## DNMGX

### *TURNING INSERTS*

Negative.

Box | Medium | P | K | Turning | Emulsion | made in italy

| Art. | Dimensions | d | l | S | r | d1 | a° | Pack |
|---|---|---|---|---|---|---|---|---|
| DNMG150608N | 15 mm | 12,70 mm | 15,5 mm | 6,35 mm | 0,8 mm | 5,2 mm | - | 10 |

## DNMGXM25

### *TURNING INSERTS*

Negative.

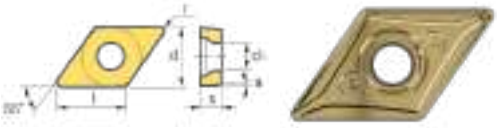

Box | Medium | P | K | Turning | Emulsion | Dry | made in italy

| Art. | Dimensions | d | l | S | r | d1 | a° | Pack |
|---|---|---|---|---|---|---|---|---|
| DNMG150608M25 | 15 mm | 12,70 mm | 15,5 mm | 6,35 mm | 0,8 mm | 5,2 mm | - | 10 |

## DNMGXM35

### *TURNING INSERTS*

Negative.

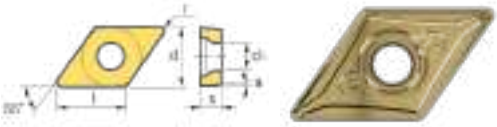

Box | Medium | P | Turning | Emulsion | Dry | made in italy

| Art. | Dimensions | d | l | S | r | d1 | a° | Pack |
|---|---|---|---|---|---|---|---|---|
| DNMG150608M35 | 15 mm | 12,70 mm | 15,5 mm | 6,35 mm | 0,8 mm | 5,2 mm | - | 10 |

## KNUX

### *TURNING INSERTS*

Positive.

Box | Finishing | P | Turning | Emulsion | made in italy

| Art. | Dimensions | d | l | S | r | a° | Pack |
|---|---|---|---|---|---|---|---|
| KNUX160405RN | 16 mm | 9,52 mm | 19,72 mm | 4,76 mm | 0,5 mm | - | 10 |
| KNUX160410RN | 16 mm | 9,52 mm | 19,72 mm | 4,76 mm | 1 mm | - | 10 |
| KNUX160405LN | 16 mm | 9,52 mm | 19,72 mm | 4,76 mm | 0,5 mm | - | 10 |
| KNUX160410LN | 16 mm | 9,52 mm | 19,72 mm | 4,76 mm | 1 mm | - | 10 |

## SCMTX

### *TURNING INSERTS*

Positive.

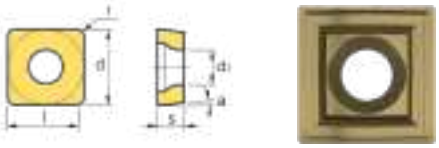

Box | Finishing | P | M | K | Turning | Emulsion | made in italy

| Art. | Dimensions | d | l | S | r | d1 | a° | Pack |
|---|---|---|---|---|---|---|---|---|
| SCMT09T304N | 9 mm | 9,52 mm | 9,52 mm | 3,97 mm | 0,4 mm | 4,4 mm | 7° | 10 |
| SCMT09T308N | 9 mm | 9,52 mm | 9,52 mm | 3,97 mm | 0,8 mm | 4,4 mm | 7° | 10 |
| SCMT120408N | 12 mm | 12,70 mm | 12,70 mm | 4,76 mm | 0,8 mm | 5,5 mm | 7° | 10 |

## SCMTXA1

### *TURNING INSERTS*

Positive.

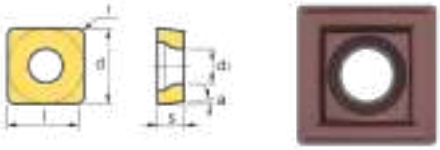

Box | Finishing | P | K | Turning | Emulsion | Dry | made in italy

| Art. | Dimensions | d | l | S | r | d1 | a° | Pack |
|---|---|---|---|---|---|---|---|---|
| SCMT09T30420A | 9 mm | 9,52 mm | 9,52 mm | 3,97 mm | 0,4 mm | 4,4 mm | 7° | 10 |

## SCMTXA2

### *TURNING INSERTS*

Positive.

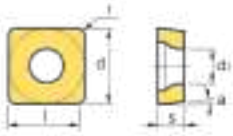

Box · Finishing · Medium · P · M · K · Turning · Emulsion · made in italy

| Art. | Dimensions | d | l | S | r | d1 | a° | Pack |
|---|---|---|---|---|---|---|---|---|
| SCMT09T30820A | 9 mm | 9,52 mm | 9,52 mm | 3,97 mm | 0,8 mm | 4,4 mm | 7° | 10 |

## SCMTXA3

### *TURNING INSERTS*

Positive.

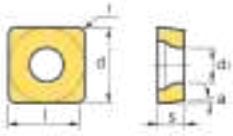

Box · Finishing · Medium · P · M · K · Turning · Emulsion · made in italy

| Art. | Dimensions | d | l | S | r | d1 | a° | Pack |
|---|---|---|---|---|---|---|---|---|
| SCMT12040820A | 12 mm | 12,70 mm | 12,70 mm | 4,76 mm | 0,8 mm | 5,5 mm | 7° | 10 |

## SNMGXF15

### *TURNING INSERTS*

Negative.

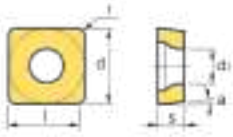

Box · Finishing · P · K · Turning · Emulsion · Dry · made in italy

| Art. | Dimensions | d | l | S | r | d1 | a° | Pack |
|---|---|---|---|---|---|---|---|---|
| SNMG120404F15 | 12 mm | 12,70 mm | 12.70 mm | 4,76 mm | 0,4 mm | 5,16 mm | - | 10 |

## SNMGXF25

### *TURNING INSERTS*

Negative.

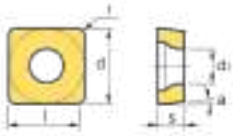

Box · Finishing · P · K · Turning · Emulsion · Dry · made in italy

| Art. | Dimensions | d | l | S | r | d1 | a° | Pack |
|---|---|---|---|---|---|---|---|---|
| SNMG120404F25 | 12 mm | 12,70 mm | 12.70 mm | 4,76 mm | 0,4 mm | 5,16 mm | - | 10 |

## SNMGXM25

### *TURNING INSERTS*

Negative.

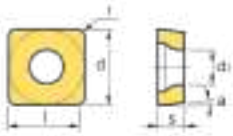

Box · Medium · P · K · Turning · Emulsion · Dry · made in italy

| Art. | Dimensions | d | l | S | r | d1 | a° | Pack |
|---|---|---|---|---|---|---|---|---|
| SNMG120408M25 | 12 mm | 12,70 mm | 12.70 mm | 4,76 mm | 0,8 mm | 5,16 mm | - | 10 |

## SNMGXM35

### *TURNING INSERTS*

Negative.

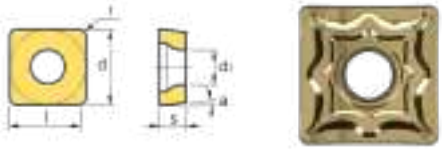

Box | Medium | P | Turning | Emulsion | Dry | made in italy

| Art. | Dimensions | d | l | S | r | d1 | a° | Pack |
|---|---|---|---|---|---|---|---|---|
| SNMG120408M35 | 12 mm | 12,70 mm | 12.70 mm | 4,76 mm | 0,8 mm | 5,16 mm | - | 10 |

## SPMRX

### *TURNING INSERTS*

Positive.

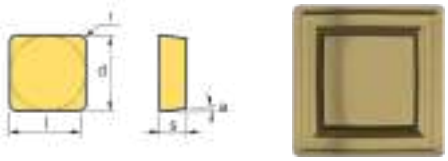

Box | Finishing | P | Turning | Emulsion | made in italy

| Art. | Dimensions | d | l | S | r | a° | Pack |
|---|---|---|---|---|---|---|---|
| SPMR120304N | 12 mm | 12,70 mm | 12.70 mm | 3,18 mm | 0,4 mm | 11° | 10 |
| SPMR120308N | 12 mm | 12,70 mm | 12.70 mm | 3,18 mm | 0,8 mm | 11° | 10 |

## TCMTX

### *TURNING INSERTS*

Positive.

Box | Finishing | Medium | P | M | K | Turning | Emulsion | made in italy

| Art. | Dimensions | d | l | S | r | d1 | a° | Pack |
|---|---|---|---|---|---|---|---|---|
| TCMT090204N | 9 mm | 3,40 mm | 9,63 mm | 2,38 mm | 0,4 mm | 2,5 mm | 7° | 10 |
| TCMT110204N | 11 mm | 6,35 mm | 11 mm | 2,38 mm | 0,4 mm | 2,8 mm | 7° | 10 |
| TCMT16T304N | 16 mm | 9,52 mm | 16,5 mm | 3,97 mm | 0,4 mm | 4,4 mm | 7° | 10 |
| TCMT16T308N | 16 mm | 9,52 mm | 16,5 mm | 3,97 mm | 0,8 mm | 4,4 mm | 7° | 10 |

## TCMTXA

### *TURNING INSERTS*

Positive.

Box | Finishing | P | M | K | Turning | Emulsion | Dry | made in italy

| Art. | Dimensions | d | l | S | r | d1 | a° | Pack |
|---|---|---|---|---|---|---|---|---|
| TCMT09020420A | 9 mm | 3,40 mm | 9,63 mm | 2,38 mm | 0,4 mm | 2,5 mm | 7° | 10 |
| TCMT11020420A | 11 mm | 6,35 mm | 11 mm | 2,38 mm | 0,4 mm | 2,8 mm | 7° | 10 |
| TCMT16T30420A | 16 mm | 9,52 mm | 16,5 mm | 3,97 mm | 0,4 mm | 4,4 mm | 7° | 10 |
| TCMT16T30820A | 16 mm | 9,52 mm | 16,5 mm | 3,97 mm | 0,8 mm | 4,4 mm | 7° | 10 |

## WNMGX

### *TURNING INSERTS*

Negative.

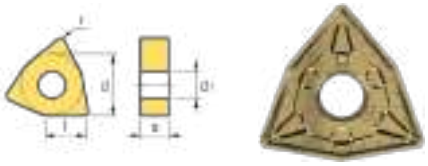

Box | Medium | P | Turning | Emulsion | made in italy

| Art. | Dimensions | d | l | S | r | d1 | a° | Pack |
|---|---|---|---|---|---|---|---|---|
| WNMG080408N | 8 mm | 12,70 mm | 8,7 mm | 4,76 mm | 0,8 mm | 5,1 mm | - | 10 |

## WNMGXM25

### *TURNING INSERTS*

Negative.

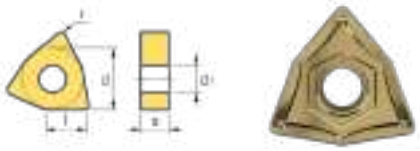

Box | Medium | P | K | Turning | Emulsion | Dry | made in italy

| Art. | Dimensions | d | l | S | r | d1 | a° | Pack |
|---|---|---|---|---|---|---|---|---|
| WNMG080408M25 | 8 mm | 12,70 mm | 8,7 mm | 4,76 mm | 0,8 mm | 5,1 mm | - | 10 |

## WNMGXM35

### *TURNING INSERTS*

Negative.

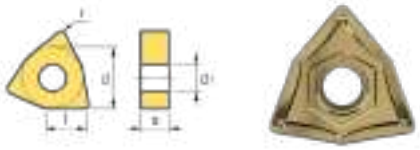

Box | Medium | P | Turning | Emulsion | Dry | made in italy

| Art. | Dimensions | d | l | S | r | d1 | a° | Pack |
|---|---|---|---|---|---|---|---|---|
| WNMG080408M35 | 8 mm | 12,70 mm | 8,7 mm | 4,76 mm | 0,8 mm | 5,1 mm | - | 10 |

## TNMGX

### *TURNING INSERTS*

Negative.

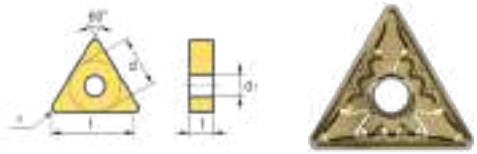

Box | Finishing | P | K | Turning | Emulsion | made in italy

| Art. | Dimensions | d | l | S | r | d1 | a° | Pack |
|---|---|---|---|---|---|---|---|---|
| TNMG160404N | 16 mm | 9,52 mm | 16,5 mm | 4,76 mm | 0,4 mm | 3,81 mm | - | 10 |
| TNMG160408N | 16 mm | 9,52 mm | 16,5 mm | 4,76 mm | 0,8 mm | 3,81 mm | - | 10 |
| TNMG220408N | 22 mm | 12,70 mm | 18,25 mm | 4,76 mm | 0,8 mm | 5,16 mm | - | 10 |

## TNMGXF15

### *TURNING INSERTS*

Negative.

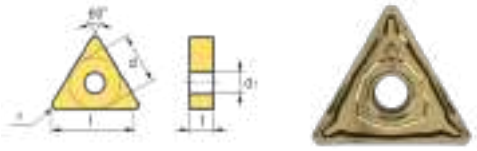

Box | Finishing | P | K | Turning | Emulsion | Dry | made in italy

| Art. | Dimensions | d | l | S | r | d1 | a° | Pack |
|---|---|---|---|---|---|---|---|---|
| TNMG160404F15 | 16 mm | 9,52 mm | 16,5 mm | 4,76 mm | 0,4 mm | 3,81 mm | - | 10 |

## TNMGXF25

### *TURNING INSERTS*

Negative.

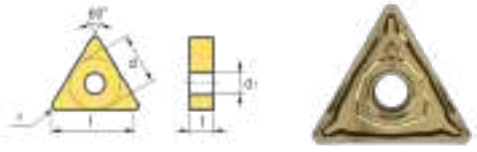

Box | Finishing | P | K | Turning | Emulsion | Dry | made in italy

| Art. | Dimensions | d | l | S | r | d1 | a° | Pack |
|---|---|---|---|---|---|---|---|---|
| TNMG160404F25 | 16 mm | 9,52 mm | 16,5 mm | 4,76 mm | 0,4 mm | 3,81 mm | - | 10 |

## TNMGXM25

### *TURNING INSERTS*

Negative.

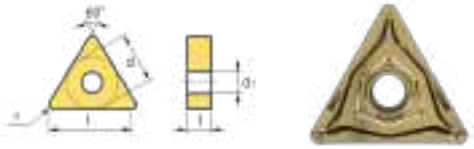

Box | Medium | P | K | Turning | Emulsion | Dry | made in italy

| Art. | Dimensions | d | l | S | r | d1 | a° | Pack |
|---|---|---|---|---|---|---|---|---|
| TNMG160408M25 | 16 mm | 9,52 mm | 16,5 mm | 4,76 mm | 0,8 mm | 3,81 mm | - | 10 |

## TNMGXM35

### *TURNING INSERTS*

Negative.

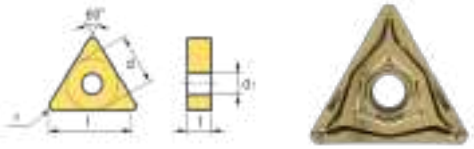

Box | Medium | P | Turning | Emulsion | Dry | made in italy

| Art. | Dimensions | d | l | S | r | d1 | a° | Pack |
|---|---|---|---|---|---|---|---|---|
| TNMG160408M35 | 16 mm | 9,52 mm | 16,5 mm | 4,76 mm | 0,8 mm | 3,81 mm | - | 10 |

## TPMRX

### *TURNING INSERTS*

Positive

Box | Finishing | P | Turning | Emulsion | made in italy

| Art. | Dimensions | d | l | S | r | a° | Pack |
|---|---|---|---|---|---|---|---|
| TPMR110304N | 11 mm | 5,98 mm | 10,37 mm | 3,18 mm | 0,4 mm | 11° | 10 |
| TPMR110308N | 11 mm | 5,98 mm | 10,37 mm | 3,18 mm | 0,8 mm | 11° | 10 |
| TPMR160304N | 16 mm | 9,23 mm | 16 mm | 3,18 mm | 0,4 mm | 11° | 10 |
| TPMR160308N | 16 mm | 9,23 mm | 16 mm | 3,18 mm | 0,8 mm | 11° | 10 |

## VBMTX

### *TURNING INSERTS*

Positive.

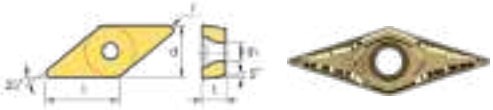

Box | Finishing | P | Turning | Emulsion | made in italy

| Art. | Dimensions | d | l | S | r | d1 | a° | Pack |
|---|---|---|---|---|---|---|---|---|
| VBMT160404N | 16 mm | 9,52 mm | 16,6 mm | 4,76 mm | 0,4 mm | 4,4 mm | 5° | 10 |

## VBMTXA

### *TURNING INSERTS*

Positive.

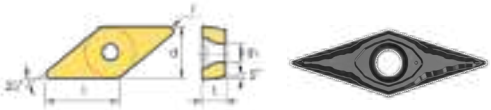

Box | Finishing | Medium | P | M | K | Turning | Emulsion | made in italy

| Art. | Dimensions | d | l | S | r | d1 | a° | Pack |
|---|---|---|---|---|---|---|---|---|
| VBMT16040420A | 16 mm | 9,52 mm | 16,6 mm | 4,76 mm | 0,4 mm | 4,4 mm | 5° | 10 |

## ADLTXA

### *MILLING INSERTS*

90°.

Box | Medium | Roughing | P | M | Milling | Emulsion | made in italy

| Art. | Dimensions | d | l | S | r | d1 | a° | Pack |
|---|---|---|---|---|---|---|---|---|
| ADLT150308R20A | 15 mm | 9,52 mm | 14,5 mm | 3,18 mm | 0,8 mm | 4,5 mm | 15° | 10 |

## ADLTX

### *MILLING INSERTS*

90°.

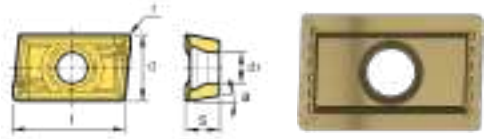

Box | Medium | Roughing | P | Milling | Dry | made in italy

| Art. | Dimensions | d | l | S | r | d1 | a° | Pack |
|---|---|---|---|---|---|---|---|---|
| ADLT1503ZZR234 | 15 mm | 9,52 mm | 14,5 mm | 3,18 mm | 0,8 mm | 4,5 mm | 15° | 10 |

## ADLTXA1

### *MILLING INSERTS*

90°.

Box | Medium | Roughing | P | M | Milling | Emulsion | Dry | made in italy

| Art. | Dimensions | d | l | S | r | d1 | a° | Pack |
|---|---|---|---|---|---|---|---|---|
| ADLT1503ZZR20A | 15 mm | 9,52 mm | 14,5 mm | 3,18 mm | 0,8 mm | 4,5 mm | 15° | 10 |

## APKTX

### *MILLING INSERTS*

90°.

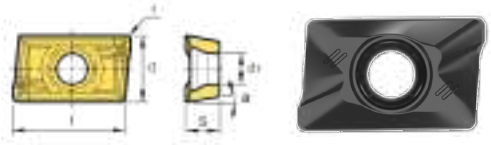

Box | Medium | P | M | Milling | Emulsion | Dry | made in italy

| Art. | Dimensions | d | l | S | r | d1 | a° | Pack |
|---|---|---|---|---|---|---|---|---|
| APKT1003PDER20A | 10 mm | 6,70 mm | 10 mm | 3,18 mm | 0,5 mm | 3,2 mm | 11° | 10 |
| APKT1604PDER20A | 16 mm | 9,50 mm | 16,3 mm | 4,76 mm | 0,9 mm | 4,4 mm | 11° | 10 |

## OFEXX

### *MILLING INSERTS*

45°.



Box | Finishing | Medium | P | Milling | Dry | made in italy

| Art. | Dimensions | d | l | S | r | d1 | a° | Pack |
|---|---|---|---|---|---|---|---|---|
| OFEX05T305234 | 5 mm | 12,80 mm | 3,70 mm | 3,97 mm | 0,5 mm | 4,56 mm | 25° | 10 |

## OFEXXA

### *MILLING INSERTS*

45°.

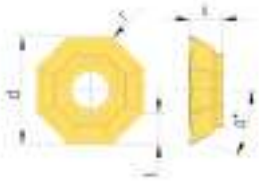

Box | Finishing | Medium | P | M | Milling | Emulsion | Dry | made in italy

| Art. | Dimensions | d | l | S | r | d1 | a° | Pack |
|---|---|---|---|---|---|---|---|---|
| OFEX05T30520A | 5 mm | 12,80 mm | 3,70 mm | 3,97 mm | 0,5 mm | 4,56 mm | 25° | 10 |

## ONMXXA

### *MILLING INSERTS*

45°.

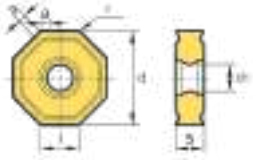

Box | Finishing | Medium | P | M | Milling | Emulsion | Dry | made in italy

| Art. | Dimensions | d | l | S | d1 | a° | Pack |
|---|---|---|---|---|---|---|---|
| ONMX120520A | 12 mm | 12,70 mm | 1,50 mm | 5,56 mm | 6 mm | - | 10 |

## RDHTX

### *MILLING INSERTS*

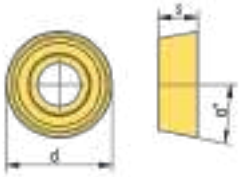

Box | Medium | Roughing | P | K | Milling | Emulsion | made in italy

| Art. | Dimensions | d | S | a° | Pack |
|---|---|---|---|---|---|
| RDHT10T3MO-N | 10 mm | 10 mm | 3,97 mm | 15° | 10 |

## RPMTX

### *MILLING INSERTS*

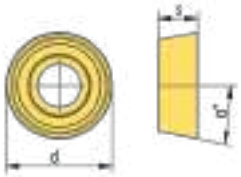

Box | Medium | Roughing | P | K | Milling | Emulsion | made in italy

| Art. | Dimensions | d | S | a° | Pack |
|---|---|---|---|---|---|
| RPMT1204N | 12 mm | 12 mm | 4,76 mm | 11° | 10 |

## SEHTX

### *MILLING INSERTS*

45°.

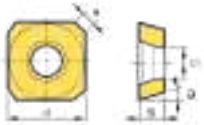

Box | Finishing | Medium | P | Milling | Dry | made in italy

| Art. | Dimensions | d | a | S | d1 | a° | Pack |
|---|---|---|---|---|---|---|---|
| SEHT1204AFN234 | 12 mm | 12,70 mm | 1.80 mm | 4,76 mm | 5,5 mm | 20° | 10 |

## SEHTXA

### *MILLING INSERTS*

45°.

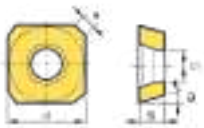

Box | Finishing | Medium | P | M | Milling | Emulsion | Dry | made in italy

| Art. | Dimensions | d | a | S | d1 | a° | Pack |
|---|---|---|---|---|---|---|---|
| SEHT1204AFN20A | 12 mm | 12,70 mm | 1.80 mm | 4,76 mm | 5,5 mm | 20° | 10 |

## SEKNX

### *MILLING INSERTS*

45°.

Box | Medium | Roughing | P | K | Milling | Dry | made in italy

| Art. | Dimensions | d | a | S | a° | Pack |
|---|---|---|---|---|---|---|
| SEKN1203AFN25 | 12 mm | 12,70 mm | 1.80 mm | 3,18 mm | 20° | 10 |

## SEHXX

### *MILLING INSERTS*

45°.

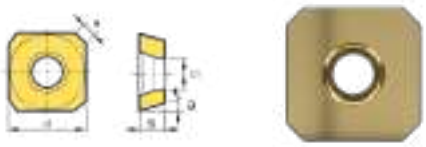

Box | Medium | Roughing | P | Milling | Dry | made in italy

| Art. | Dimensions | d | a | S | d1 | a° | Pack |
|---|---|---|---|---|---|---|---|
| SEHX1204234 | 12 mm | 12,70 mm | 1.80 mm | 4,76 mm | 5,5 mm | 20° | 10 |

## SEHXXA

### *MILLING INSERTS*

45°.

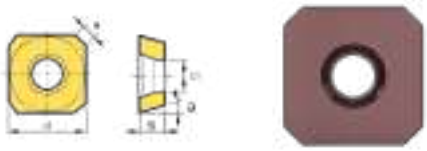

Box | Medium | Roughing | P | M | Milling | Emulsion | Dry | made in italy

| Art. | Dimensions | d | a | S | d1 | a° | Pack |
|---|---|---|---|---|---|---|---|
| SEHX120420A | 12 mm | 12,70 mm | 1.80 mm | 4,76 mm | 5,5 mm | 20° | 10 |

## SNMXX

### *MILLING INSERTS*

45°.

Box | Finishing | Medium | P | M | Milling | Emulsion | Dry | made in italy

| Art. | Dimensions | d | a | S | d1 | a° | Pack |
|---|---|---|---|---|---|---|---|
| SNMX120520A | 12 mm | 12,70 mm | 1.80 mm | 5,56 mm | 6 mm | - | 10 |

## SPKNX

### *MILLING INSERTS*

Box | Medium | Roughing | P | M | Milling | Dry | made in italy

| Art. | Dimensions | l | a | S | a° | Pack |
|---|---|---|---|---|---|---|
| SPKN1203R25 | 12 mm | 12.7 mm | 1.40 mm | 3,18 mm | 11° | 10 |

## TPKNX

### *MILLING INSERTS*

Box | Medium | Roughing | P | M | Milling | Dry | made in italy

| Art. | Dimensions | d | l | a | S | a° | Pack |
|---|---|---|---|---|---|---|---|
| TPKN1603R25 | 16 mm | 9,52 mm | 16,5 mm | 1.47 mm | 3,18 mm | 11° | 10 |
| TPKN2204R25 | 22 mm | 12,70 mm | 22 mm | 1.47 mm | 4,76 mm | 11° | 10 |

## 16IRX

### *INTERNAL THREAD INSERTS*

Box Turning

| Art. | Thread | Pack |
|---|---|---|
| 11IRA55134 | Whitworth 28 - 11 TPI | 10 |
| 11IRA60134 | Metric 0,2 - 3 mm | 10 |
| 16IR100ISO134 | P. Metric 1 mm | 10 |
| 16IR125ISO134 | P. Metric 1,25 mm | 10 |
| 16IR150ISO134 | P. Metric 1,5 mm | 10 |
| 16IR175ISO134 | P. Metric 1,75 mm | 10 |
| 16IR200ISO134 | P. Metric 2 mm | 10 |
| 16IR250ISO134 | P. Metric 2,5 mm | 10 |
| 16IR300ISO134 | P. Metric 3 mm | 10 |
| 16IRAG60134 | Metric 0,2 - 3 mm | 10 |
| 16IR14W134 | Whitwort 14 TPI | 10 |
| 16IR11W134 | Whitworth 11 TPI | 10 |
| 16IRAG55134 | Whitworth 28 - 11 TPI | 10 |

## 16ERX

### *EXTERNAL THREAD INSERTS*

Box Turning

| Art. | Thread | Pack |
|---|---|---|
| 16ER100ISO134 | P. Metric 1 mm | 10 |
| 16ER125ISO134 | P. Metric 1,25 mm | 10 |
| 16ER150ISO134 | P. Metric 1,50 mm | 10 |
| 16ER175ISO134 | P. Metric 1,75 mm | 10 |
| 16ER200ISO134 | P. Metric 2 mm | 10 |
| 16ER250ISO134 | P. Metric 2,5 mm | 10 |
| 16ER300ISO134 | P. Metric 3 mm | 10 |
| 16ERAG60134 | Metric 0,2 - 3 mm | 10 |
| 16ER14W134 | Whitworth 14 TPI | 10 |
| 16ER11W134 | Whitworth 11 TPI | 10 |
| 16ERAG55134 | Whitworth 28 - 11 TPI | 10 |

## GCMX

### *CUTTING INSERTS*

Box P Turning made in italy

| Art. | d | r | Pack |
|---|---|---|---|
| GCMX2N134 | 2,20 mm | 0,2 mm | 10 |
| GCMX3N134 | 3,10 mm | 0,2 mm | 10 |
| GCMX4N134 | 4,10 mm | 0,2 mm | 10 |
| GCMX5N134 | 5,10 mm | 0,3 mm | 10 |

## GCMXA

### *CUTTING INSERTS*

Box M Turning made in italy

| Art. | d | r | Pack |
|---|---|---|---|
| GCMX2N20A | 2,20 mm | 0,2 mm | 10 |
| GCMX3N20A | 3,10 mm | 0,2 mm | 10 |
| GCMX4N20A | 4,10 mm | 0,2 mm | 10 |
| GCMX5N20A | 5,10 mm | 0,3 mm | 10 |

## 165X

### *GROOVE INSERTS*

Box Turning

| Art. | Thickness | Pack |
|---|---|---|
| 165110134 | 1,1 mm | 10 |
| 165130134 | 1,3 mm | 10 |
| 165160134 | 1,6 mm | 10 |
| 165185134 | 1,85 mm | 10 |
| 165215134 | 2,15 mm | 10 |
| 165265134 | 2,65 mm | 10 |
| 165315134 | 3,15 mm | 10 |

# FERVI CARBIDE TIPPED LATHE IDENTIFICATION

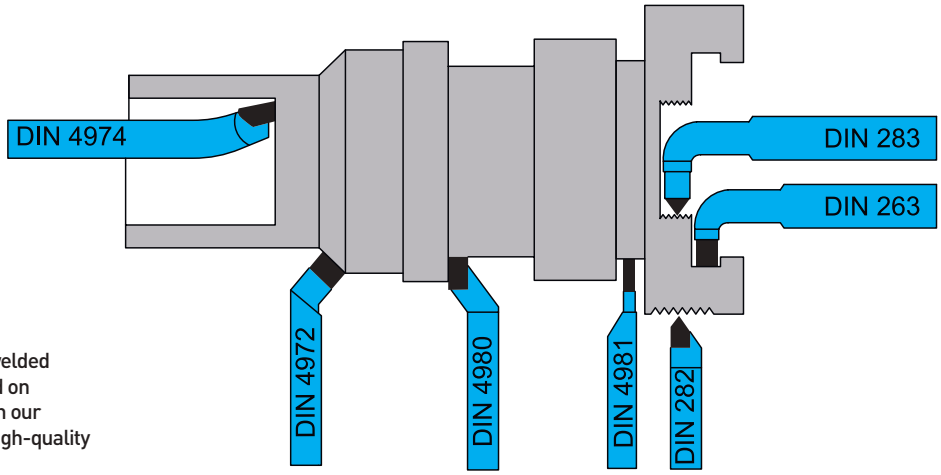


Explore our wide selection of brazed with heat-welded inserts and select the most suitable model based on the specific processing you need to perform. With our comprehensive range, we guarantee versatile, high-quality solutions to meet your needs.

## BR10-

### *CARBIDE TIPPED LATHE TOOL SET*

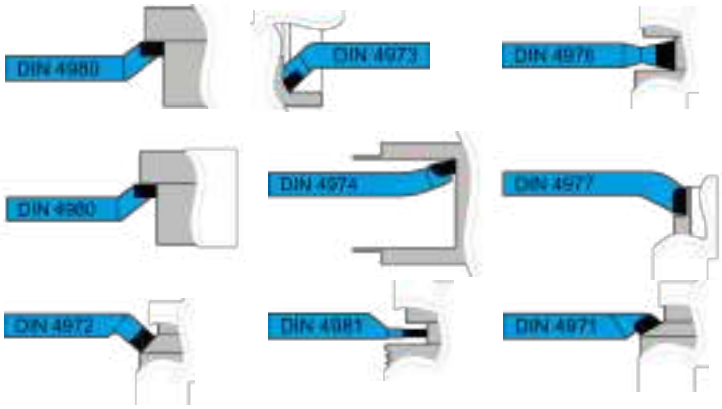

10 Pcs | Box | HM P25 | P | Lathe

| Art. | Dimensions |
|---|---|
| BR10/10 | 10 x 10 x L150mm (ISO 8 DIN 4973, ISO 9 DIN 4974) 10 x 10 x L90mm (ISO 1 DIN 4971, ISO 2 DIN 4972, ISO 6R DIN 4980, ISO 6L DIN 4980, ISO 7 DIN 4981) 6 x 10 x L90mm (ISO 3R DIN 4978, ISO 4 DIN 4976, ISO 5 DIN 4977) |
| BR10/12 | 12 x 12 x L180mm (ISO 8 DIN 4973, ISO 9 DIN 4974) 12 x 12 x L100mm (ISO 1 DIN 4971, ISO 2 DIN 4972, ISO 6R DIN 4980, ISO 6L DIN 4980) 8 x 12 x L100mm (ISO 3R DIN 4978, ISO 4 DIN 4976, ISO 5 DIN 4977, ISO 7 DIN4981) |

## B005-

### *CARBIDE TIPPED LATHE TOOL SET*

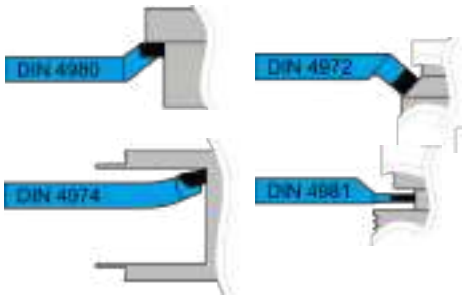

5 Pcs | Blister | HM P25 | P | Lathe

| Art. | Kit |
|---|---|
| B005 | 1BRAS411108RP - 1BRAS411110RP - 1BRAS410312RP - 1BRAS410412RP - 1BRAS410912RP |
| B005/16 | 1BRAS411110RP - 1BRAS411112RP - 1BRAS410316RP - 1BRAS410416RP - 1BRAS410916RP |
| B005/20 | 1BRAS411112RP - 1BRAS411116RP - 1BRAS410320RP - 1BRAS410420RP - 1BRAS410920RP |

## BRFEX

### *CARBIDE TIPPED TOOL FOR EXTERNAL THREAD*

For the execution of all external 60 ° threads.

HM P25 | DIN 282 | P | Lathe

| Art. | L | b | h |
|---|---|---|---|
| BRFE12RP | 90 mm | 12 mm | 12 mm |
| BRFE16RP | 100 mm | 16 mm | 16 mm |
| BRFE20RP | 125 mm | 20 mm | 20 mm |
| BRFE25RP | 140 mm | 25 mm | 25 mm |

## BRFIX

### *CARBIDE TIPPED TOOL FOR INTERNAL THREAD*

For the execution of all internal 60 ° threads.

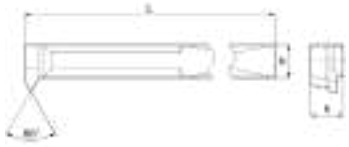

HM P25 | DIN 283 | P | Lathe

| Art. | L | b | h |
|---|---|---|---|
| BRFI10RP | 150 mm | 10 mm | 10 mm |
| BRFI12RP | 180 mm | 12 mm | 12 mm |
| BRFI16RP | 210 mm | 16 mm | 16 mm |
| BRFI20RP | 250 mm | 20 mm | 20 mm |
| BRFI25RP | 300 mm | 25 mm | 25 mm |

## BRAS4111X

### *CARBIDE TIPPED TOOL FOR BLIND HOLES*

ISO 9.

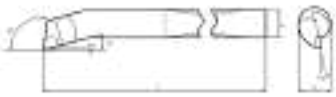

HM P25 | DIN 4974 | P | Lathe

| Art. | L | b | h |
|---|---|---|---|
| BRAS411108RP | 125 mm | 8 mm | 8 mm |
| BRAS411110RP | 150 mm | 10 mm | 10 mm |
| BRAS411112RP | 180 mm | 12 mm | 12 mm |
| BRAS411116RP | 210 mm | 16 mm | 16 mm |
| BRAS411120RP | 250 mm | 20 mm | 20 mm |
| BRAS411125RP | 300 mm | 25 mm | 25 mm |
| BRAS411132RP | 355 mm | 32 mm | 32 mm |

## BRCIX

### *CARBIDE TIPPED TOOL FOR INTERNAL SLOTS*



HM P25 | DIN 263 | P | Lathe

| Art. | L | b | h | b1 | N |
|---|---|---|---|---|---|
| BRCI10RP | 150 mm | 10 mm | 10 mm | 3 mm | 8 mm |
| BRCI12RP | 180 mm | 12 mm | 12 mm | 4 mm | 10 mm |
| BRCI16RP | 210 mm | 16 mm | 16 mm | 5 mm | 12 mm |
| BRCI20RP | 210 mm | 20 mm | 20 mm | 6 mm | 16 mm |
| BRCI25RP | 300 mm | 25 mm | 25 mm | 8 mm | 20 mm |

## BRAS4104X

### *CARBIDE TIPPED TOOL FOR FACING*

ISO 6.

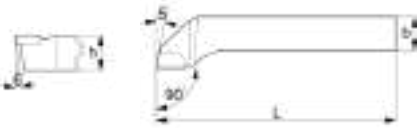

HM P25 | DIN 4980 | P | Lathe

| Art. | Side | L | b | h |
|---|---|---|---|---|
| BRAS410410LP | Sx/L | 90 mm | 10 mm | 10 mm |
| BRAS410410RP | Dx/R | 90 mm | 10 mm | 10 mm |
| BRAS410412LP | Sx/L | 100 mm | 12 mm | 12 mm |
| BRAS410412RP | Dx/R | 100 mm | 12 mm | 12 mm |
| BRAS410416LP | Sx/L | 110 mm | 16 mm | 16 mm |
| BRAS410416RP | Dx/R | 110 mm | 16 mm | 16 mm |
| BRAS410420LP | Sx/L | 125 mm | 20 mm | 20 mm |
| BRAS410420RP | Dx/R | 125 mm | 20 mm | 20 mm |
| BRAS410425RP | Dx/R | 140 mm | 25 mm | 25 mm |

## BRAS4103X

### *CARBIDE TIPPED TOOL FOR OUTSIDE ROUGHING*

ISO 2.

HM P25 | DIN 4972 | P | Lathe

| Art. | Side | L | b | h |
|---|---|---|---|---|
| BRAS410310RP | Dx/R | 90 mm | 10 mm | 10 mm |
| BRAS410312LP | Sx/L | 100 mm | 12 mm | 12 mm |
| BRAS410312RP | Dx/R | 100 mm | 12 mm | 12 mm |
| BRAS410316LP | Sx/L | 110 mm | 16 mm | 16 mm |
| BRAS410316RP | Dx/R | 110 mm | 16 mm | 16 mm |
| BRAS410320LP | Sx/L | 125 mm | 20 mm | 20 mm |
| BRAS410320RP | Dx/R | 125 mm | 20 mm | 20 mm |
| BRAS410325RP | 140 mm | 140 mm | 25 mm | 25 mm |

## BRAS4109X

### *CARBIDE TIPPED TOOL FOR CUTTING OFF*

ISO 7.

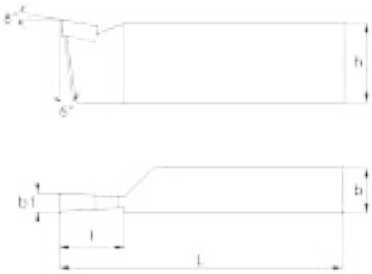

HM P25 | DIN 4981 | P | Lathe

| Art. | L | l | b | h | b1 |
|---|---|---|---|---|---|
| BRAS410912RP | 100 mm | 12 mm | 8 mm | 12 mm | 3 mm |
| BRAS410916RP | 110 mm | 14 mm | 10 mm | 16 mm | 3,5 mm |
| BRAS410920RP | 125 mm | 16 mm | 12 mm | 20 mm | 5 mm |
| BRAS410925RP | 140 mm | 20 mm | 16 mm | 25 mm | 6 mm |

## B012-

### *HARDENED AND GROUNDED TOOL BITS*



HSS CO 8% | Lathe

| Art. | ø | Length | Tolerance |
|---|---|---|---|
| B012/04 | 4 mm | 200 mm | h9 |
| B012/05 | 5 mm | 200 mm | h9 |
| B012/06 | 6 mm | 200 mm | h9 |
| B012/08 | 8 mm | 200 mm | h9 |
| B012/10 | 10 mm | 200 mm | h9 |
| B012/12 | 12 mm | 200 mm | h9 |
| B012/13 | 13 mm | 135 mm | h9 |
| B012/16 | 16 mm | 200 mm | h9 |
| B012/20 | 20 mm | 200 mm | h9 |

## B013-

### *HARDENED AND GROUNDED TOOL BITS*

HSS CO 8% | Lathe

| Art. | Sides dimension | Length | Tolerance |
|---|---|---|---|
| B013/04X04 | 4 x 4 mm | 200 mm | h13 |
| B013/05X05 | 5 x 5 mm | 200 mm | h13 |
| B013/06X06 | 6 x 6 mm | 200 mm | h13 |
| B013/08X08 | 8 x 8 mm | 200 mm | h13 |
| B013/10X10 | 10 x 10 mm | 200 mm | h13 |
| B013/12X12 | 12 x 12 mm | 200 mm | h13 |
| B013/14X14 | 14 x 14 mm | 200 mm | h13 |
| B013/16X16 | 16 x 16 mm | 200 mm | h13 |
| B013/20X20 | 20 x 20 mm | 200 mm | h13 |

## B014-

### *HARDENED AND GROUNDED TOOL BITS*

HSS CO 8% | Lathe

| Art. | Sides dimension | Length | Tolerance |
|---|---|---|---|
| B014/20X04 | 20 x 04 mm | 200 mm | h13 |
| B014/20X05 | 20 x 05 mm | 200 mm | h13 |
| B014/20X06 | 20 x 06 mm | 200 mm | h13 |
| B014/20X08 | 20 x 08 mm | 200 mm | h13 |
| B014/20X10 | 20 x 10 mm | 200 mm | h13 |
| B014/20X12 | 20 x 12 mm | 200 mm | h13 |
| B014/25X06 | 25 x 06 mm | 200 mm | h13 |

# TYPES OF MATERIAL USED IN THE CONSTRUCTION OF HELICAL TIPS

| | Type | Description | Duration | Processable metals |
|---|---|---|---|---|
| HSS | ST1Ax | HSS, High Speed Steel, is the most common of all metal tool steels. A tool made of HSS has high hardness and good strength. | ** | Alloy and non-alloy steels, non-ferrous metals, grey and malleable cast iron, sintered iron |
| | P023- | | | |
| | ST2Ax | | | |
| HSS-TiN | P058- | The titanium coating, carried out to a HSS tool forms a harder and stronger alloy. This leads to a drill capable of machining the same materials as HSS but with much reduced cutting edge wear. | **** | Alloy and non-alloy steels, non-ferrous metals, malleable cast iron, sintered iron |
| HSS-Co5% | P065- | Cobalt, added to a steel tool such as HSS - in this case 5% - gives strength and resistance and increases the hardness of the tool itself. Cobalt retains its properties at a higher temperature than titanium, which makes it possible to drill at a higher speed and under more critical conditions. | ***** | Hard and treated steels, stainless steels, chrome-nickel, cast iron and bronze |
| HSS-Co8% | P064- | Cobalt, added to a steel tool such as HSS - in this case 8% - gives strength and resistance and increases the hardness of the tool itself. Cobalt retains its properties at a higher temperature than titanium, which makes it possible to drill at a higher speed and under more critical conditions. | ***** | Hard and treated steels, stainless steels, chrome-nickel, cast iron and bronze |

# DRILLING PARAMETERS BY MATERIAL TYPE HSS, HSS-CO5% AND HSS-CO8% DRILL TIPS

| Materials to be processed | Tip type | Peripheral speed Vt ( m/min ) | Tip diameter | | | | Coolant |
|---|---|---|---|---|---|---|---|
| | | | 2 | 5 | 8 | 12 | |
| | | | Feed (mm/revolution) | | | | |
| Non-alloy structural steel R<600N/mm2 | HSS | 20 - 25 | 0,05 | 0,12 | 0,20 | 0,25 | Emulsion |
| | HSS-Tin | 25 - 30 | | | | | |
| Low alloy construction steel R< 700÷900N/mm2 | HSS | 10 - 12 | 0,03 | 0,07 | 0,10 | 0,16 | Emulsion |
| | HSS-Tin | 15 - 18 | | | | | |
| Alloy steel R< 1100÷1300N/mm2 | HSS | 6 - 8 | 0,02 | 0,05 | 0,08 | 0,12 | Emulsion |
| | HSS-Tin | 8 - 10 | | | | | |
| Stainless steel | Hss-Co5% | 6 - 8 | 0,02 | 0,05 | 0,08 | 0,12 | Emulsion |
| | Hss-Co8% | 8 - 10 | | | | | |
| Grey Cast Iron 200HB | HSS | 15 - 20 | 0,02 | 0,12 | 0,20 | 0,25 | No refriger. |
| | HSS-Tin | 20 - 25 | | | | | |
| Grey Cast Iron 350HB | HSS | 5 - 10 | 0,03 | 0,07 | 0,10 | 0,16 | No refriger. |
| | HSS-Tin | 20 - 25 | | | | | |
| Bronze | HSS | 20 - 30 | 0,05 | 0,08 | 0,14 | 0,20 | Emulsion or Oil |
| Brass | HSS | 40 - 70 | 0,06 | 0,16 | 0,22 | 0,32 | |
| Aluminium | HSS | 40 - 80 | 0,05 | 0,14 | 0,18 | 0,22 | Emulsion |
| Aluminium alloys | HSS | 30 - 60 | 0,05 | 0,14 | 0,18 | 0,22 | |

# THEORETICAL NUMBER OF RPM FOR THE USE OF HELICAL TIPS ACCORDING TO THE CHOSEN Vt

| ø | Cutting speed Vc (mt/min) | | | | | | | | | | | | | | | | | |
|---|---|---|---|---|---|---|---|---|---|---|---|---|---|---|---|---|---|---|
| | 3 | 4 | 5 | 6 | 8 | 10 | 12 | 15 | 18 | 20 | 25 | 30 | 35 | 40 | 50 | 60 | 70 | 80 |
| (mm) | Number of revolutions per minute ( rpm ) | | | | | | | | | | | | | | | | | |
| 2 | 478 | 637 | 796 | 955 | 1274 | 1592 | 1911 | 2389 | 2866 | 3185 | 3981 | 4777 | 5573 | 6369 | 7962 | 9554 | 11146 | 12739 |
| 3 | 318 | 425 | 531 | 637 | 849 | 1062 | 1274 | 1592 | 1911 | 2123 | 2654 | 3185 | 3715 | 4246 | 5308 | 6369 | 7431 | 8493 |
| 4 | 239 | 318 | 398 | 478 | 637 | 796 | 955 | 1194 | 1433 | 1592 | 1990 | 2389 | 2787 | 3185 | 3981 | 4777 | 5573 | 6369 |
| 5 | 191 | 255 | 318 | 382 | 510 | 637 | 764 | 955 | 1146 | 1274 | 1592 | 1911 | 2229 | 2548 | 3185 | 3822 | 4459 | 5096 |
| 6 | 159 | 212 | 265 | 318 | 425 | 531 | 637 | 796 | 955 | 1062 | 1327 | 1592 | 1858 | 2123 | 2654 | 3185 | 3715 | 4246 |
| 8 | 119 | 159 | 199 | 239 | 318 | 398 | 478 | 597 | 717 | 796 | 995 | 1194 | 1393 | 1592 | 1990 | 2389 | 2787 | 3185 |
| 10 | 96 | 127 | 159 | 191 | 255 | 318 | 382 | 478 | 573 | 637 | 796 | 955 | 1115 | 1274 | 1592 | 1911 | 2229 | 2548 |
| 12 | 80 | 106 | 133 | 159 | 212 | 265 | 318 | 398 | 478 | 531 | 663 | 796 | 929 | 1062 | 1327 | 1592 | 1858 | 2123 |

## ST1AX

### *STRAIGHT SHANK TWIST DRILL*

Right hand, black finish

Box | HSS | DIN 338/N | 118° | HV=700÷740 | ~8xD | R≤650N/mm² | Steel | Aluminum | Non-ferr. alloys | Cast Iron | Emulsion | Lathe | Mill | Drill

| Art. | ø | L | l | Pack |
|---|---|---|---|---|
| ST1A01 | 1 mm | 34 mm | 12 mm | 10 |
| ST1A01.25 | 1,25 mm | 38 mm | 16 mm | 10 |
| ST1A01.50 | 1,5 mm | 40 mm | 18 mm | 10 |
| ST1A01.75 | 1,75 mm | 46 mm | 22 mm | 10 |
| ST1A02 | 2 mm | 49 mm | 24 mm | 10 |
| ST1A02.25 | 2,25 mm | 53 mm | 27 mm | 10 |
| ST1A02.50 | 2,5 mm | 57 mm | 30 mm | 10 |
| ST1A02.75 | 2,75 mm | 61 mm | 33 mm | 10 |
| ST1A03 | 3 mm | 61 mm | 33 mm | 10 |
| ST1A03.25 | 3,25 mm | 65 mm | 36 mm | 10 |
| ST1A03.50 | 3,5 mm | 70 mm | 39 mm | 10 |
| ST1A03.75 | 3,75 mm | 70 mm | 39 mm | 10 |
| ST1A04 | 4 mm | 75 mm | 43 mm | 10 |
| ST1A04.25 | 4,25 mm | 75 mm | 43 mm | 10 |
| ST1A04.50 | 4,5 mm | 80 mm | 47 mm | 10 |
| ST1A04.75 | 4,75 mm | 80 mm | 47 mm | 10 |
| ST1A05 | 5 mm | 86 mm | 52 mm | 10 |
| ST1A05.25 | 5,25 mm | 86 mm | 52 mm | 10 |
| ST1A05.50 | 5,5 mm | 93 mm | 57 mm | 10 |
| ST1A05.75 | 5,75 mm | 93 mm | 57 mm | 10 |
| ST1A06 | 6 mm | 93 mm | 57 mm | 10 |
| ST1A06.25 | 6,25 mm | 101 mm | 63 mm | 10 |
| ST1A06.50 | 6,5 mm | 101 mm | 63 mm | 10 |
| ST1A06.75 | 6,75 mm | 109 mm | 69 mm | 10 |
| ST1A07 | 7 mm | 109 mm | 69 mm | 10 |
| ST1A07.25 | 7,25 mm | 109 mm | 69 mm | 10 |
| ST1A07.50 | 7,5 mm | 109 mm | 69 mm | 10 |
| ST1A07.75 | 7,75 mm | 117 mm | 75 mm | 10 |
| ST1A08 | 8 mm | 117 mm | 75 mm | 10 |
| ST1A08.25 | 8,25 mm | 117 mm | 75 mm | 5 |
| ST1A08.50 | 8,5 mm | 117 mm | 75 mm | 5 |
| ST1A08.75 | 8,75 mm | 125 mm | 81 mm | 5 |
| ST1A09 | 9 mm | 125 mm | 81 mm | 5 |
| ST1A09.25 | 9,25 mm | 125 mm | 81 mm | 5 |
| ST1A09.50 | 9,5 mm | 125 mm | 81 mm | 5 |
| ST1A09.75 | 9,75 mm | 133 mm | 87 mm | 5 |
| ST1A10 | 10 mm | 133 mm | 87 mm | 5 |
| ST1A10.25 | 10,25 mm | 133 mm | 87 mm | 5 |
| ST1A10.50 | 10,5 mm | 133 mm | 87 mm | 5 |
| ST1A10.75 | 10,75 mm | 142 mm | 94 mm | 5 |
| ST1A11 | 11 mm | 142 mm | 94 mm | 5 |
| ST1A11.25 | 11,25 mm | 142 mm | 94 mm | 5 |
| ST1A11.50 | 11,5 mm | 142 mm | 94 mm | 5 |
| ST1A11.75 | 11,75 mm | 142 mm | 94 mm | 5 |
| ST1A12 | 12 mm | 151 mm | 101 mm | 5 |
| ST1A12.25 | 12,25 mm | 151 mm | 101 mm | 5 |
| ST1A12.50 | 12,5 mm | 151 mm | 101 mm | 5 |
| ST1A12.75 | 12,75 mm | 151 mm | 101 mm | 5 |
| ST1A13 | 13 mm | 151 mm | 101 mm | 5 |

## P046

### *TWIST DRILL SET*

Right hand, black finish.

25 Pcs

| | |
|---|---|
| Size (step 0,5 mm) | 1 ÷ 13 mm |

## P045

### *TWIST DRILL SET*

Right hand, black finish.

19 Pcs

| | |
|---|---|
| Size (step 0,5 mm) | 1÷10 mm |

## ST1AXC

### *STRAIGHT SHANK TWIST DRILL*

Rolled, right hand, short length, black finish.



Box | HSS | DIN 1897/N | 118° | HV=700÷740 | ~5xD | R≤650N/mm² | Steel | Aluminum | Non-ferr. alloys | Cast Iron | Emulsion

| Art. | ø | L | l | Pack |
|---|---|---|---|---|
| ST1A02.00C | 2 mm | 38 mm | 12 mm | 10 |
| ST1A02.50C | 2,5 mm | 43 mm | 14 mm | 10 |
| ST1A03.00C | 3 mm | 46 mm | 16 mm | 10 |
| ST1A03.25C | 3,25 mm | 49 mm | 18 mm | 10 |
| ST1A03.50C | 3,5 mm | 52 mm | 20 mm | 10 |
| ST1A03.75C | 3,75 mm | 52 mm | 20 mm | 10 |
| ST1A04.00C | 4 mm | 55 mm | 22 mm | 10 |
| ST1A04.25C | 4,25 mm | 55 mm | 22 mm | 10 |
| ST1A04.50C | 4,5 mm | 58 mm | 24 mm | 10 |
| ST1A05.00C | 5 mm | 62 mm | 26 mm | 10 |
| ST1A05.50C | 5,5 mm | 66 mm | 28 mm | 10 |
| ST1A06.00C | 6 mm | 66 mm | 28 mm | 10 |

## ST1AXR10

### *STRAIGHT SHANK TWIST DRILL*

10 mm reduced shank rolled twist drill, right hand, black finish.




Box | HSS | 338/N | 118° | HV=700÷740 | ~8xD | R≤650N/mm² | Steel | Aluminum | Non-ferr. alloys | Cast Iron | Emulsion

| Art. | ø | L | l | Pack |
|---|---|---|---|---|
| ST1A10.25R10 | 10,25 mm | 133 mm | 87 mm | 5 |
| ST1A10.50R10 | 10,5 mm | 133 mm | 87 mm | 5 |
| ST1A10.75R10 | 10,75 mm | 142 mm | 94 mm | 5 |
| ST1A11.00R10 | 11 mm | 142 mm | 94 mm | 5 |
| ST1A11.25R10 | 11,25 mm | 142 mm | 94 mm | 5 |
| ST1A11.50R10 | 11,5 mm | 142 mm | 94 mm | 5 |
| ST1A11.75R10 | 11,75 mm | 142 mm | 94 mm | 5 |
| ST1A12.00R10 | 12 mm | 151 mm | 101 mm | 5 |
| ST1A12.25R10 | 12,25 mm | 151 mm | 101 mm | 5 |
| ST1A12.50R10 | 12,5 mm | 151 mm | 101 mm | 5 |
| ST1A12.75R10 | 12,75 mm | 151 mm | 101 mm | 5 |
| ST1A13.00R10 | 13 mm | 151 mm | 101 mm | 5 |
| ST1A13.25R10 | 13,25 mm | 160 mm | 108 mm | 5 |
| ST1A13.50R10 | 13,5 mm | 160 mm | 108 mm | 5 |
| ST1A13.75R10 | 13,75 mm | 160 mm | 108 mm | 5 |
| ST1A14.00R10 | 14 mm | 160 mm | 108 mm | 5 |
| ST1A14.25R10 | 14,25 mm | 169 mm | 114 mm | 5 |
| ST1A14.50R10 | 14,5 mm | 169 mm | 114 mm | 5 |
| ST1A14.75R10 | 14,75 mm | 169 mm | 114 mm | 5 |
| ST1A15.00R10 | 15 mm | 169 mm | 114 mm | 5 |
| ST1A15.25R10 | 15,25 mm | 178 mm | 120 mm | 5 |
| ST1A15.50R10 | 15,5 mm | 178 mm | 120 mm | 5 |
| ST1A15.75R10 | 15,75 mm | 178 mm | 120 mm | 5 |
| ST1A16.00R10 | 16 mm | 178 mm | 120 mm | 5 |

## ST1AXR13

### *STRAIGHT SHANK TWIST DRILL*

13 mm reduced shank rolled twist drill, right hand, black finish.




Box | HSS | 338/N | 118° | HV=700÷740 | ~8xD | R≤650N/mm² | Steel | Aluminum | Non-ferr. alloys | Cast Iron | Emulsion

| Art. | ø | L | l | Pack |
|---|---|---|---|---|
| ST1A13.25R13 | 13,25 mm | 160 mm | 108 mm | 5 |
| ST1A13.50R13 | 13,5 mm | 160 mm | 108 mm | 5 |
| ST1A13.75R13 | 13,75 mm | 160 mm | 108 mm | 5 |
| ST1A14.00R13 | 14 mm | 160 mm | 108 mm | 5 |
| ST1A14.25R13 | 14,25 mm | 169 mm | 114 mm | 5 |
| ST1A14.50R13 | 14,5 mm | 169 mm | 114 mm | 5 |
| ST1A14.75R13 | 14,75 mm | 169 mm | 114 mm | 5 |
| ST1A15.00R13 | 15 mm | 169 mm | 114 mm | 5 |
| ST1A15.25R13 | 15,25 mm | 178 mm | 120 mm | 5 |
| ST1A15.50R13 | 15,5 mm | 178 mm | 120 mm | 5 |
| ST1A15.75R13 | 15,75 mm | 178 mm | 120 mm | 5 |
| ST1A16.00R13 | 16 mm | 178 mm | 120 mm | 5 |

## P023-

### *STRAIGHT SHANK TWIST DRILL*

Right hand, rectified

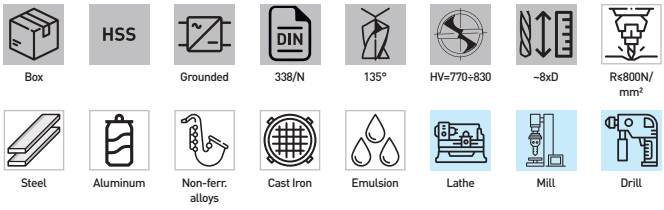





| Art. | ø | L | l | Pack |
|---|---|---|---|---|
| P023/00.30 | 0,3 mm | 19 mm | 3 mm | 10 |
| P023/00.35 | 0,35 mm | 19 mm | 4 mm | 10 |
| P023/00.40 | 0,4 mm | 20 mm | 5 mm | 10 |
| P023/00.45 | 0,45 mm | 20 mm | 5 mm | 10 |
| P023/00.50 | 0,5 mm | 22 mm | 6 mm | 10 |
| P023/00.55 | 0,55 mm | 24 mm | 7 mm | 10 |
| P023/00.60 | 0,6 mm | 24 mm | 7 mm | 10 |
| P023/00.65 | 0,65 mm | 26 mm | 8 mm | 10 |
| P023/00.70 | 0,7 mm | 28 mm | 9 mm | 10 |
| P023/00.75 | 0,75 mm | 28 mm | 9 mm | 10 |
| P023/00.80 | 0,8 mm | 30 mm | 10 mm | 10 |
| P023/00.85 | 0,85 mm | 30 mm | 10 mm | 10 |
| P023/00.90 | 0,9 mm | 32 mm | 11 mm | 10 |
| P023/00.95 | 0,95 mm | 32 mm | 11 mm | 10 |
| P023/01.00 | 1 mm | 34 mm | 12 mm | 10 |
| P023/01.10 | 1,1 mm | 36 mm | 14 mm | 10 |
| P023/01.20 | 1,2 mm | 38 mm | 16 mm | 10 |
| P023/01.25 | 1,25 mm | 38 mm | 16 mm | 10 |
| P023/01.30 | 1,3 mm | 38 mm | 16 mm | 10 |
| P023/01.40 | 1,4 mm | 40 mm | 18 mm | 10 |
| P023/01.50 | 1,5 mm | 40 mm | 18 mm | 10 |
| P023/01.60 | 1,6 mm | 43 mm | 20 mm | 10 |
| P023/01.70 | 1,7 mm | 43 mm | 20 mm | 10 |
| P023/01.75 | 1,75 mm | 46 mm | 22 mm | 10 |
| P023/01.80 | 1,8 mm | 46 mm | 22 mm | 10 |
| P023/01.90 | 1,9 mm | 46 mm | 22 mm | 10 |
| P023/02.00 | 2 mm | 49 mm | 24 mm | 10 |
| P023/02.10 | 2,1 mm | 49 mm | 24 mm | 10 |
| P023/02.20 | 2,2 mm | 53 mm | 27 mm | 10 |
| P023/02.25 | 2,25 mm | 53 mm | 27 mm | 10 |
| P023/02.30 | 2,3 mm | 53 mm | 27 mm | 10 |
| P023/02.40 | 2,4 mm | 57 mm | 30 mm | 10 |
| P023/02.50 | 2,5 mm | 57 mm | 30 mm | 10 |
| P023/02.60 | 2,6 mm | 57 mm | 30 mm | 10 |
| P023/02.70 | 2,7 mm | 61 mm | 33 mm | 10 |
| P023/02.75 | 2,75 mm | 61 mm | 33 mm | 10 |
| P023/02.80 | 2,8 mm | 61 mm | 33 mm | 10 |
| P023/02.90 | 2,9 mm | 61 mm | 33 mm | 10 |
| P023/03.00 | 3 mm | 61 mm | 33 mm | 10 |
| P023/03.10 | 3,1 mm | 65 mm | 36 mm | 10 |
| P023/03.20 | 3,2 mm | 65 mm | 36 mm | 10 |
| P023/03.25 | 3,25 mm | 65 mm | 36 mm | 10 |
| P023/03.30 | 3,3 mm | 65 mm | 36 mm | 10 |
| P023/03.40 | 3,4 mm | 70 mm | 39 mm | 10 |
| P023/03.50 | 3,5 mm | 70 mm | 39 mm | 10 |
| P023/03.60 | 3,6 mm | 70 mm | 39 mm | 10 |
| P023/03.70 | 3,7 mm | 70 mm | 39 mm | 10 |
| P023/03.75 | 3,75 mm | 70 mm | 39 mm | 10 |

| Art. | ø | L | l | Pack |
|---|---|---|---|---|
| P023/03.80 | 3,8 mm | 75 mm | 43 mm | 10 |
| P023/03.90 | 3,9 mm | 75 mm | 43 mm | 10 |
| P023/04.00 | 4 mm | 75 mm | 43 mm | 10 |
| P023/04.10 | 4,1 mm | 75 mm | 43 mm | 10 |
| P023/04.20 | 4,2 mm | 75 mm | 43 mm | 10 |
| P023/04.25 | 4,25 mm | 75 mm | 43 mm | 10 |
| P023/04.30 | 4,3 mm | 80 mm | 47 mm | 10 |
| P023/04.40 | 4,4 mm | 80 mm | 47 mm | 10 |
| P023/04.50 | 4,5 mm | 80 mm | 47 mm | 10 |
| P023/04.60 | 4,6 mm | 80 mm | 47 mm | 10 |
| P023/04.70 | 4,7 mm | 80 mm | 47 mm | 10 |
| P023/04.75 | 4,75 mm | 80 mm | 47 mm | 10 |
| P023/04.80 | 4,8 mm | 86 mm | 52 mm | 10 |
| P023/04.90 | 4,9 mm | 86 mm | 52 mm | 10 |
| P023/05.00 | 5 mm | 86 mm | 52 mm | 10 |
| P023/05.10 | 5,1 mm | 86 mm | 52 mm | 10 |
| P023/05.20 | 5,2 mm | 86 mm | 52 mm | 10 |
| P023/05.25 | 5,25 mm | 86 mm | 52 mm | 10 |
| P023/05.30 | 5,3 mm | 86 mm | 52 mm | 10 |
| P023/05.40 | 5,4 mm | 93 mm | 57 mm | 10 |
| P023/05.50 | 5,5 mm | 93 mm | 57 mm | 10 |
| P023/05.60 | 5,6 mm | 93 mm | 57 mm | 10 |
| P023/05.70 | 5,7 mm | 93 mm | 57 mm | 10 |
| P023/05.75 | 5,75 mm | 93 mm | 57 mm | 10 |
| P023/05.80 | 5,8 mm | 93 mm | 57 mm | 10 |
| P023/05.90 | 5,9 mm | 93 mm | 57 mm | 10 |
| P023/06.00 | 6 mm | 93 mm | 57 mm | 10 |
| P023/06.10 | 6,1 mm | 101 mm | 63 mm | 10 |
| P023/06.20 | 6,2 mm | 101 mm | 63 mm | 10 |
| P023/06.25 | 6,25 mm | 101 mm | 63 mm | 10 |
| P023/06.30 | 6,3 mm | 101 mm | 63 mm | 10 |
| P023/06.40 | 6,4 mm | 101 mm | 63 mm | 10 |
| P023/06.50 | 6,5 mm | 101 mm | 63 mm | 10 |
| P023/06.60 | 6,6 mm | 101 mm | 63 mm | 10 |
| P023/06.70 | 6,7 mm | 101 mm | 63 mm | 10 |
| P023/06.75 | 6,75 mm | 109 mm | 69 mm | 10 |
| P023/06.80 | 6,8 mm | 109 mm | 69 mm | 10 |
| P023/06.90 | 6,9 mm | 109 mm | 69 mm | 10 |
| P023/07.00 | 7 mm | 109 mm | 69 mm | 10 |
| P023/07.10 | 7,1 mm | 109 mm | 69 mm | 10 |
| P023/07.20 | 7,2 mm | 109 mm | 69 mm | 10 |
| P023/07.25 | 7,25 mm | 109 mm | 69 mm | 10 |
| P023/07.30 | 7,3 mm | 109 mm | 69 mm | 10 |
| P023/07.40 | 7,4 mm | 109 mm | 69 mm | 10 |
| P023/07.50 | 7,5 mm | 109 mm | 69 mm | 10 |
| P023/07.60 | 7,6 mm | 117 mm | 75 mm | 10 |
| P023/07.70 | 7,7 mm | 117 mm | 75 mm | 10 |
| P023/07.75 | 7,75 mm | 117 mm | 75 mm | 10 |

| Art. | ø | L | l | Pack |
|---|---|---|---|---|
| P023/07.80 | 7,8 mm | 117 mm | 75 mm | 10 |
| P023/07.90 | 7,9 mm | 117 mm | 75 mm | 10 |
| P023/08.00 | 8 mm | 117 mm | 75 mm | 5 |
| P023/08.10 | 8,1 mm | 117 mm | 75 mm | 5 |
| P023/08.20 | 8,2 mm | 117 mm | 75 mm | 5 |
| P023/08.25 | 8,25 mm | 117 mm | 75 mm | 5 |
| P023/08.30 | 8,3 mm | 117 mm | 75 mm | 5 |
| P023/08.40 | 8,4 mm | 117 mm | 75 mm | 5 |
| P023/08.50 | 8,5 mm | 117 mm | 75 mm | 5 |
| P023/08.60 | 8,6 mm | 125 mm | 81 mm | 5 |
| P023/08.70 | 8,7 mm | 125 mm | 81 mm | 5 |
| P023/08.75 | 8,75 mm | 125 mm | 81 mm | 5 |
| P023/08.80 | 8,8 mm | 125 mm | 81 mm | 5 |
| P023/08.90 | 8,9 mm | 125 mm | 81 mm | 5 |
| P023/09.00 | 9 mm | 125 mm | 81 mm | 5 |
| P023/09.10 | 9,1 mm | 125 mm | 81 mm | 5 |
| P023/09.20 | 9,2 mm | 125 mm | 81 mm | 5 |
| P023/09.25 | 9,25 mm | 125 mm | 81 mm | 5 |
| P023/09.30 | 9,3 mm | 125 mm | 81 mm | 5 |
| P023/09.40 | 9,4 mm | 125 mm | 81 mm | 5 |
| P023/09.50 | 9,5 mm | 125 mm | 81 mm | 5 |
| P023/09.60 | 9,6 mm | 133 mm | 87 mm | 5 |
| P023/09.70 | 9,7 mm | 133 mm | 87 mm | 5 |
| P023/09.75 | 9,75 mm | 133 mm | 87 mm | 5 |
| P023/09.80 | 9,8 mm | 133 mm | 87 mm | 5 |
| P023/09.90 | 9,9 mm | 133 mm | 87 mm | 5 |
| P023/10.00 | 10 mm | 133 mm | 87 mm | 5 |
| P023/10.25 | 10,25 mm | 133 mm | 87 mm | 5 |
| P023/10.30 | 10,3 mm | 133 mm | 87 mm | 5 |
| P023/10.40 | 10,4 mm | 133 mm | 87 mm | 5 |
| P023/10.50 | 10,5 mm | 133 mm | 87 mm | 5 |
| P023/10.75 | 10,75 mm | 142 mm | 94 mm | 5 |
| P023/11.00 | 11 mm | 142 mm | 94 mm | 5 |
| P023/11.25 | 11,25 mm | 142 mm | 94 mm | 5 |
| P023/11.40 | 11,4 mm | 142 mm | 94 mm | 5 |
| P023/11.50 | 11,5 mm | 142 mm | 94 mm | 5 |
| P023/11.75 | 11,75 mm | 142 mm | 94 mm | 5 |
| P023/12.00 | 12 mm | 151 mm | 101 mm | 5 |
| P023/12.25 | 12,25 mm | 151 mm | 101 mm | 5 |
| P023/12.30 | 12,3 mm | 151 mm | 101 mm | 5 |
| P023/12.40 | 12,4 mm | 151 mm | 101 mm | 5 |
| P023/12.50 | 12,5 mm | 151 mm | 101 mm | 5 |
| P023/12.75 | 12,75 mm | 151 mm | 101 mm | 5 |
| P023/13.00 | 13 mm | 151 mm | 101 mm | 5 |
| P023/14.30 | 14,3 mm | 165 mm | 115 mm | 5 |
| P023/14.40 | 14,4 mm | 165 mm | 115 mm | 5 |
| P023/16.40 | 16,4 mm | 170 mm | 115 mm | 5 |

## P023/19

### *STRAIGHT SHANK TWIST DRILL SET*

Right hand, rectified.

19 Pcs

| | |
|---|---|
| Size (step 0,5 mm) | 1 ÷ 10 mm |

## P023/25

### *STRAIGHT SHANK TWIST DRILL SET*

Right hand, rectified.

25 Pcs

| | |
|---|---|
| Size (step 0,5 mm) | 1 ÷ 13 mm |

## P023-XC

### *DRILL BIT CYLINDRICAL SHORT SERIES*

Right hand, rectified.



Box | HSS | Grounded | 1897/N | 135° | HV=770÷830 | ~5xD | R≤800N/mm² | Steel | Aluminum | Non-ferr. alloys | Cast Iron

| Art. | ø | L | l | Pack |
|---|---|---|---|---|
| P023/03.00C | 3 mm | 46 mm | 16 mm | 10 |
| P023/03.25C | 3,25 mm | 49 mm | 18 mm | 10 |
| P023/03.50C | 3,5 mm | 52 mm | 20 mm | 10 |
| P023/03.75C | 3,75 mm | 52 mm | 20 mm | 10 |
| P023/04.00C | 4 mm | 55 mm | 22 mm | 10 |

| Art. | ø | L | l | Pack |
|---|---|---|---|---|
| P023/04.25C | 4,25 mm | 55 mm | 22 mm | 10 |
| P023/04.50C | 4,5 mm | 58 mm | 24 mm | 10 |
| P023/05.00C | 5 mm | 62 mm | 26 mm | 10 |
| P023/05.50C | 5,5 mm | 66 mm | 28 mm | 10 |
| P023/06.00C | 6 mm | 66 mm | 28 mm | 10 |

## P023-XL

### *LONG TYPE STRAIGHT SHANK TWIST DRILL*

Right hand, rectified.



Box | HSS | Grounded | 340 | 135° | HV=770÷830 | ~15xD | R≤800N/mm²

Steel | Aluminum | Non-ferr. alloys | Cast Iron | Emulsion | Lathe | Mill | Drill

| Art. | ø | L | l | Pack |
|---|---|---|---|---|
| P023/01.00L | 1 mm | 56 mm | 33 mm | 10 |
| P023/01.25L | 1,25 mm | 65 mm | 40 mm | 10 |
| P023/01.50L | 1,5 mm | 70 mm | 45 mm | 10 |
| P023/01.75L | 1,75 mm | 80 mm | 53 mm | 10 |
| P023/02.00L | 2 mm | 85 mm | 56 mm | 10 |
| P023/02.25L | 2,25 mm | 90 mm | 59 mm | 10 |
| P023/02.50L | 2,5 mm | 95 mm | 62 mm | 10 |
| P023/02.75L | 2,75 mm | 100 mm | 66 mm | 10 |
| P023/03.00L | 3 mm | 100 mm | 66 mm | 10 |
| P023/03.25L | 3,25 mm | 106 mm | 69 mm | 10 |
| P023/03.50L | 3,5 mm | 112 mm | 73 mm | 10 |
| P023/03.75L | 3,75 mm | 112 mm | 73 mm | 10 |
| P023/04.00L | 4,00 mm | 119 mm | 78 mm | 10 |
| P023/04.25L | 4,25 mm | 119 mm | 78 mm | 10 |
| P023/04.50L | 4,5 mm | 126 mm | 82 mm | 10 |
| P023/04.75L | 4,75 mm | 126 mm | 82 mm | 10 |
| P023/05.00L | 5 mm | 132 mm | 87 mm | 10 |
| P023/05.25L | 5,25 mm | 132 mm | 87 mm | 10 |
| P023/05.50L | 5,5 mm | 139 mm | 91 mm | 10 |
| P023/05.75L | 5,75 mm | 139 mm | 91 mm | 10 |
| P023/06.00L | 6 mm | 139 mm | 91 mm | 10 |
| P023/06.25L | 6,25 mm | 148 mm | 97 mm | 10 |

| Art. | ø | L | l | Pack |
|---|---|---|---|---|
| P023/06.50L | 6,5 mm | 148 mm | 97 mm | 10 |
| P023/06.75L | 6,75 mm | 148 mm | 97 mm | 10 |
| P023/07.00L | 7 mm | 156 mm | 102 mm | 10 |
| P023/07.25L | 7,25 mm | 156 mm | 102 mm | 10 |
| P023/07.50L | 7,5 mm | 156 mm | 102 mm | 10 |
| P023/07.75L | 7,75 mm | 165 mm | 109 mm | 10 |
| P023/08.00L | 8 mm | 165 mm | 109 mm | 5 |
| P023/08.25L | 8,25 mm | 165 mm | 109 mm | 5 |
| P023/08.50L | 8,5 mm | 165 mm | 109 mm | 5 |
| P023/08.75L | 8,75 mm | 175 mm | 115 mm | 5 |
| P023/09.00L | 9 mm | 175 mm | 115 mm | 5 |
| P023/09.25L | 9,25 mm | 175 mm | 115 mm | 5 |
| P023/09.50L | 9,5 mm | 175 mm | 115 mm | 5 |
| P023/09.75L | 9,75 mm | 184 mm | 121 mm | 5 |
| P023/10.00L | 10 mm | 184 mm | 121 mm | 5 |
| P023/10.25L | 10,25 mm | 184 mm | 121 mm | 5 |
| P023/10.50L | 10,5 mm | 184 mm | 121 mm | 5 |
| P023/11.00L | 11 mm | 195 mm | 128 mm | 5 |
| P023/11.50L | 11,5 mm | 195 mm | 128 mm | 5 |
| P023/12.00L | 12 mm | 205 mm | 134 mm | 5 |
| P023/12.50L | 12,5 mm | 205 mm | 134 mm | 5 |
| P023/13.00L | 13 mm | 205 mm | 134 mm | 5 |

## P023-XL1

### *EXTRA LONG SERIES CYLINDRICAL DRILL BIT*

Right hand, rectified.

Box | HSS | Grounded | 1869-1 | 135°

HV=770÷830 | ~20xD | R≤800N/mm² | Steel | Aluminum | Non-ferr. alloys | Cast Iron | Emulsion | Lathe | Mill | Drill

| Art. | ø | L | l |
|---|---|---|---|
| P023/02.00L1 | 2 mm | 125 mm | 85 mm |
| P023/02.50L1 | 2,5 mm | 140 mm | 95 mm |
| P023/03.00L1 | 3 mm | 150 mm | 100 mm |
| P023/03.50L1 | 3,5 mm | 165 mm | 115 mm |
| P023/04.00L1 | 4,00 mm | 175 mm | 120 mm |
| P023/04.50L1 | 4,5 mm | 185 mm | 125 mm |
| P023/05.00L1 | 5 mm | 195 mm | 135 mm |
| P023/05.50L1 | 5,5 mm | 205 mm | 140 mm |
| P023/06.00L1 | 6 mm | 205 mm | 140 mm |
| P023/06.50L1 | 6,5 mm | 215 mm | 150 mm |
| P023/07.00L1 | 7 mm | 225 mm | 155 mm |
| P023/07.50L1 | 7,5 mm | 225 mm | 155 mm |

| Art. | ø | L | l |
|---|---|---|---|
| P023/08.00L1 | 8 mm | 240 mm | 165 mm |
| P023/08.50L1 | 8,5 mm | 240 mm | 165 mm |
| P023/09.00L1 | 9 mm | 250 mm | 175 mm |
| P023/09.50L1 | 9,5 mm | 250 mm | 175 mm |
| P023/10.00L1 | 10 mm | 265 mm | 185 mm |
| P023/10.50L1 | 10,5 mm | 265 mm | 185 mm |
| P023/11.00L1 | 11 mm | 280 mm | 195 mm |
| P023/11.50L1 | 11,5 mm | 280 mm | 195 mm |
| P023/12.00L1 | 12 mm | 295 mm | 205 mm |
| P023/12.50L1 | 12,5 mm | 295 mm | 205 mm |
| P023/13.00L1 | 13 mm | 295 mm | 205 mm |

## P023-XL2

### *EXTRA LONG SERIES CYLINDRICAL DRILL BIT*

Right hand, rectified.

Box | HSS | Grounded | 1869-2 | 135° | HV=770÷830 | ~20xD | R≤800N/mm² | Steel | Aluminum | Non-ferr. alloys | Cast Iron




| Art. | ø | L | l |
|---|---|---|---|
| P023/02.00L2 | 2 mm | 160 mm | 110 mm |
| P023/02.50L2 | 2,5 mm | 180 mm | 120 mm |
| P023/03.00L2 | 3 mm | 190 mm | 130 mm |
| P023/03.50L2 | 3,5 mm | 210 mm | 145 mm |
| P023/04.00L2 | 4,00 mm | 220 mm | 150 mm |
| P023/04.50L2 | 4,5 mm | 235 mm | 160 mm |
| P023/05.00L2 | 5 mm | 245 mm | 170 mm |
| P023/05.50L2 | 5,5 mm | 260 mm | 180 mm |
| P023/06.00L2 | 6 mm | 260 mm | 180 mm |
| P023/06.50L2 | 6,5 mm | 275 mm | 190 mm |
| P023/07.00L2 | 7 mm | 290 mm | 200 mm |
| P023/07.50L2 | 7,5 mm | 290 mm | 200 mm |
| P023/08.00L2 | 8 mm | 305 mm | 210 mm |
| P023/08.50L2 | 8,5 mm | 305 mm | 210 mm |
| P023/09.00L2 | 9 mm | 320 mm | 220 mm |
| P023/09.50L2 | 9,5 mm | 320 mm | 220 mm |
| P023/10.00L2 | 10 mm | 340 mm | 235 mm |
| P023/10.50L2 | 10,5 mm | 340 mm | 235 mm |
| P023/11.00L2 | 11 mm | 365 mm | 250 mm |
| P023/11.50L2 | 11,5 mm | 365 mm | 250 mm |
| P023/12.00L2 | 12 mm | 375 mm | 260 mm |
| P023/12.50L2 | 12,5 mm | 375 mm | 260 mm |
| P023/13.00L2 | 13 mm | 375 mm | 260 mm |

## P023-XL3

### *EXTRA LONG SERIES CYLINDRICAL DRILL BIT*

Right hand, rectified.

Box | HSS | Grounded | 1869-3 | 135° | HV=770÷830 | ~30xD | R≤800N/mm² | Steel | Aluminum | Non-ferr. alloys | Cast Iron




| Art. | ø | L | l |
|---|---|---|---|
| P023/02.00L3 | 2 mm | 200 mm | 135 mm |
| P023/02.50L3 | 2,5 mm | 225 mm | 150 mm |
| P023/03.00L3 | 3 mm | 240 mm | 160 mm |
| P023/03.50L3 | 3,5 mm | 265 mm | 180 mm |
| P023/04.00L3 | 4,00 mm | 280 mm | 190 mm |
| P023/04.50L3 | 4,5 mm | 295 mm | 200 mm |
| P023/05.00L3 | 5 mm | 315 mm | 210 mm |
| P023/05.50L3 | 5,5 mm | 330 mm | 225 mm |
| P023/06.00L3 | 6 mm | 330 mm | 225 mm |
| P023/06.50L3 | 6,5 mm | 350 mm | 235 mm |
| P023/07.00L3 | 7 mm | 370 mm | 250 mm |
| P023/07.50L3 | 7,5 mm | 370 mm | 250 mm |
| P023/08.00L3 | 8 mm | 390 mm | 265 mm |
| P023/08.50L3 | 8,5 mm | 390 mm | 265 mm |
| P023/09.00L3 | 9 mm | 410 mm | 280 mm |
| P023/09.50L3 | 9,5 mm | 410 mm | 280 mm |
| P023/10.00L3 | 10 mm | 430 mm | 295 mm |
| P023/10.50L3 | 10,5 mm | 430 mm | 295 mm |
| P023/11.00L3 | 11 mm | 455 mm | 310 mm |
| P023/11.50L3 | 11,5 mm | 455 mm | 310 mm |
| P023/12.00L3 | 12 mm | 480 mm | 330 mm |
| P023/12.50L3 | 12,5 mm | 480 mm | 330 mm |
| P023/13.00L3 | 13 mm | 480 mm | 330 mm |

## P058-

### *STRAIGHT SHANK TWIST DRILL*

Right hand, long durability thanks to the titanium coating.



Box | HSS | Grounded | TiN

338/N | 135° | HV=740÷780 | ~8xD

R≤700N/mm² | Steel | Aluminum | Non-ferr. alloys

Cast Iron | Emulsion | Lathe | Mill

| Art. | ø | L | l | Pack |
|---|---|---|---|---|
| P058/01.00 | 1 mm | 34 mm | 12 mm | 10 |
| P058/01.25 | 1,25 mm | 38 mm | 16 mm | 10 |
| P058/01.50 | 1,5 mm | 40 mm | 18 mm | 10 |
| P058/01.75 | 1,75 mm | 46 mm | 22 mm | 10 |
| P058/02.00 | 2 mm | 49 mm | 24 mm | 10 |
| P058/02.25 | 2,25 mm | 53 mm | 27 mm | 10 |
| P058/02.50 | 2,5 mm | 57 mm | 30 mm | 10 |
| P058/02.75 | 2,75 mm | 61 mm | 33 mm | 10 |
| P058/03.00 | 3 mm | 61 mm | 33 mm | 10 |
| P058/03.25 | 3,25 mm | 65 mm | 36 mm | 10 |
| P058/03.50 | 3,5 mm | 70 mm | 39 mm | 10 |
| P058/03.75 | 3,75 mm | 70 mm | 39 mm | 10 |
| P058/04.00 | 4 mm | 75 mm | 43 mm | 10 |
| P058/04.25 | 4,25 mm | 75 mm | 43 mm | 10 |
| P058/04.50 | 4,5 mm | 80 mm | 47 mm | 10 |
| P058/04.75 | 4,75 mm | 80 mm | 47 mm | 10 |
| P058/05.00 | 5 mm | 86 mm | 52 mm | 10 |
| P058/05.25 | 5,25 mm | 86 mm | 52 mm | 10 |
| P058/05.50 | 5,5 mm | 93 mm | 57 mm | 10 |
| P058/05.75 | 5,75 mm | 93 mm | 57 mm | 10 |
| P058/06.00 | 6 mm | 93 mm | 57 mm | 10 |
| P058/06.25 | 6,25 mm | 101 mm | 63 mm | 10 |
| P058/06.50 | 6,5 mm | 101 mm | 63 mm | 10 |
| P058/06.75 | 6,75 mm | 109 mm | 69 mm | 10 |
| P058/07.00 | 7 mm | 109 mm | 69 mm | 10 |
| P058/07.25 | 7,25 mm | 109 mm | 69 mm | 10 |
| P058/07.50 | 7,5 mm | 109 mm | 69 mm | 10 |
| P058/07.75 | 7,75 mm | 117 mm | 75 mm | 10 |
| P058/08.00 | 8 mm | 117 mm | 75 mm | 10 |
| P058/08.25 | 8,25 mm | 117 mm | 75 mm | 10 |
| P058/08.50 | 8,5 mm | 117 mm | 75 mm | 10 |
| P058/08.75 | 8,75 mm | 125 mm | 81 mm | 5 |
| P058/09.00 | 9 mm | 125 mm | 81 mm | 5 |
| P058/09.25 | 9,25 mm | 125 mm | 81 mm | 5 |
| P058/09.50 | 9,5 mm | 125 mm | 81 mm | 5 |
| P058/09.75 | 9,75 mm | 133 mm | 87 mm | 5 |
| P058/10.00 | 10 mm | 133 mm | 87 mm | 5 |
| P058/10.25 | 10,25 mm | 133 mm | 87 mm | 5 |
| P058/10.50 | 10,5 mm | 133 mm | 87 mm | 5 |
| P058/10.75 | 10,75 mm | 142 mm | 94 mm | 5 |
| P058/11.00 | 11 mm | 142 mm | 94 mm | 5 |
| P058/11.25 | 11,25 mm | 142 mm | 94 mm | 5 |
| P058/11.50 | 11,5 mm | 142 mm | 94 mm | 5 |
| P058/11.75 | 11,75 mm | 142 mm | 94 mm | 5 |
| P058/12.00 | 12 mm | 151 mm | 101 mm | 5 |
| P058/12.25 | 12,25 mm | 151 mm | 101 mm | 5 |
| P058/12.50 | 12,5 mm | 151 mm | 101 mm | 5 |
| P058/12.75 | 12,75 mm | 151 mm | 101 mm | 5 |
| P058/13.00 | 13 mm | 151 mm | 101 mm | 5 |

## P058/170

### *TWIST DRILL SET*

Right hand, long durability thanks to the titanium coating.

170 Pcs

| | |
|---|---|
| 150 (10x) Pcs (step 0,5 mm) | Ø 1 ÷ 8 mm |
| 20 (5x) Pcs (step 0,5 mm) | Ø 8,5 ÷10 mm |

## P010/51

### *SERIES OF CYLINDRICAL TIPS TO THE TENTH*

Rright hand, long durability thanks to the titanium coating.



51 Pcs

| | |
|---|---|
| Size (step 0,1 mm) | 1 ÷ 6 mm |

## P010/41

### *SERIES OF CYLINDRICAL TIPS TO THE TENTH*

Right hand, long durability thanks to the titanium coating.

41 Pcs

| | |
|---|---|
| Size (step 0,1 mm) | 6 ÷ 10 mm |

## P062

### *TWIST DRILL SET*

Right hand, long durability thanks to the titanium coating.

25 Pcs

| | |
|---|---|
| Size (step 0,5 mm) | 1 ÷ 13 mm |

## P061

### *STRAIGHT SHANK TWIST DRILL SET*

Right hand, long durability thanks to the titanium coating.

19 Pcs

| | |
|---|---|
| Size (step 0,5 mm) | 1 ÷ 10 mm |

## P068

### *TWIST DRILL SET*

Right hand, long durability thanks to the titanium coating.

20 Pcs

| | |
|---|---|
| Sizes x 1 Pc | 0,25 - 0,3 - 0,35 - 0,4 - 0,45 - 0,55 - 0,65 - 0,7 - 0,75 - 0,85 - 0,9 - 0,95 mm |
| Sizes x Pcs | 0,5 - 0,6 - 0,8 - 1 mm |

## P065-

### *COBALT CYLINDRICAL TWIST DRILL*

Self-centering, right, with great thermal resistance.



Box | HSS CO 5% | Grounded | 338/N

135° | HV=800÷900 | ~8xD | R≤1250N/mm²

Steel | Stainless steel | Non-ferr. alloys | Cast Iron

Emulsion | Lathe | Mill | Drill

| Art. | ø | Total length | Flute length | Pack |
|---|---|---|---|---|
| P065/01.00 | 1 mm | 34 mm | 12 mm | 10 |
| P065/01.25 | 1,25 mm | 38 mm | 16 mm | 10 |
| P065/01.50 | 1,5 mm | 40 mm | 18 mm | 10 |
| P065/01.75 | 1,75 mm | 46 mm | 22 mm | 10 |
| P065/02.00 | 2 mm | 49 mm | 24 mm | 10 |
| P065/02.25 | 2,25 mm | 53 mm | 27 mm | 10 |
| P065/02.50 | 2,5 mm | 57 mm | 30 mm | 10 |
| P065/02.75 | 2,75 mm | 61 mm | 33 mm | 10 |
| P065/03.00 | 3 mm | 61 mm | 33 mm | 10 |
| P065/03.25 | 3,25 mm | 69 mm | 39 mm | 10 |
| P065/03.50 | 3,5 mm | 70 mm | 39 mm | 10 |
| P065/03.75 | 3,75 mm | 70 mm | 39 mm | 10 |
| P065/04.00 | 4 mm | 75 mm | 43 mm | 10 |
| P065/04.25 | 4,25 mm | 75 mm | 43 mm | 10 |
| P065/04.50 | 4,5 mm | 80 mm | 47 mm | 10 |
| P065/04.75 | 4,75 mm | 80 mm | 47 mm | 10 |
| P065/05.00 | 5 mm | 86 mm | 52 mm | 10 |
| P065/05.25 | 5,25 mm | 86 mm | 52 mm | 10 |
| P065/05.50 | 5,5 mm | 93 mm | 57 mm | 10 |
| P065/05.75 | 5,75 mm | 93 mm | 57 mm | 10 |
| P065/06.00 | 6 mm | 93 mm | 57 mm | 10 |
| P065/06.25 | 6,25 mm | 101 mm | 63 mm | 10 |
| P065/06.50 | 6,5 mm | 101 mm | 63 mm | 10 |
| P065/06.75 | 6,75 mm | 109 mm | 69 mm | 10 |
| P065/07.00 | 7 mm | 109 mm | 69 mm | 10 |
| P065/07.25 | 7,25 mm | 109 mm | 69 mm | 10 |
| P065/07.50 | 7,5 mm | 109 mm | 69 mm | 10 |
| P065/07.75 | 7,75 mm | 117 mm | 75 mm | 10 |
| P065/08.00 | 8 mm | 117 mm | 75 mm | 10 |
| P065/08.25 | 8,25 mm | 117 mm | 75 mm | 5 |
| P065/08.50 | 8,5 mm | 117 mm | 75 mm | 5 |
| P065/08.75 | 8,75 mm | 125 mm | 81 mm | 5 |
| P065/09.00 | 9 mm | 125 mm | 81 mm | 5 |
| P065/09.25 | 9,25 mm | 125 mm | 81 mm | 5 |
| P065/09.50 | 9,5 mm | 125 mm | 81 mm | 5 |
| P065/09.75 | 9,75 mm | 133 mm | 87 mm | 5 |
| P065/10.00 | 10 mm | 133 mm | 87 mm | 5 |
| P065/10.25 | 10,25 mm | 133 mm | 87 mm | 5 |
| P065/10.50 | 10,5 mm | 133 mm | 87 mm | 5 |
| P065/10.75 | 10,75 mm | 142 mm | 94 mm | 5 |
| P065/11.00 | 11 mm | 142 mm | 94 mm | 5 |
| P065/11.25 | 11,25 mm | 142 mm | 94 mm | 5 |
| P065/11.50 | 11,5 mm | 142 mm | 94 mm | 5 |
| P065/11.75 | 11,75 mm | 142 mm | 94 mm | 5 |
| P065/12.00 | 12 mm | 151 mm | 101 mm | 5 |
| P065/12.25 | 12,25 mm | 151 mm | 101 mm | 5 |
| P065/12.50 | 12,5 mm | 151 mm | 101 mm | 5 |
| P065/12.75 | 12,75 mm | 151 mm | 101 mm | 5 |
| P065/13.00 | 13 mm | 151 mm | 101 mm | 5 |

## P067

### *COBALT TWIST DRILL SET*

Self-centering, right, with great thermal resistance.

19 Pcs

| | |
|---|---|
| Size (step 0,5 mm) | 1 ÷ 10 mm |

## P069

### *COBALT TWIST DRILL SET*

Self-centering, right, with great thermal resistance.

25 Pcs

| | |
|---|---|
| Size (step 0,5 mm) | 1 ÷ 13 mm |

## P064-

### *FULLY GROUND FROM THE SOLID TWIST DRILL*

Self-centering, right, with great thermal resistance.



Box | HSS CO 8% | Grounded | DIN 338/N

135° | HV=850÷900 | ~8xD | R≤1400N/mm²

Steel | Stainless steel | Non-ferr. alloys | Stoneware

Emulsion | Lathe | Mill | Drill

| Art. | ø | L | l | Pack |
|---|---|---|---|---|
| P064/01.00 | 1 mm | 34 mm | 12 mm | 10 |
| P064/01.25 | 1,25 mm | 38 mm | 16 mm | 10 |
| P064/01.50 | 1,5 mm | 40 mm | 18 mm | 10 |
| P064/01.75 | 1,75 mm | 46 mm | 22 mm | 10 |
| P064/02.00 | 2 mm | 49 mm | 24 mm | 10 |
| P064/02.25 | 2,25 mm | 53 mm | 27 mm | 10 |
| P064/02.50 | 2,5 mm | 57 mm | 30 mm | 10 |
| P064/02.75 | 2,75 mm | 61 mm | 33 mm | 10 |
| P064/03.00 | 3 mm | 61 mm | 33 mm | 10 |
| P064/03.25 | 3,25 mm | 69 mm | 39 mm | 10 |
| P064/03.50 | 3,5 mm | 70 mm | 39 mm | 10 |
| P064/03.75 | 3,75 mm | 70 mm | 39 mm | 10 |
| P064/04.00 | 4 mm | 75 mm | 43 mm | 10 |
| P064/04.25 | 4,25 mm | 75 mm | 43 mm | 10 |
| P064/04.50 | 4,5 mm | 80 mm | 47 mm | 10 |
| P064/04.75 | 4,75 mm | 80 mm | 47 mm | 10 |
| P064/05.00 | 5 mm | 86 mm | 52 mm | 10 |
| P064/05.25 | 5,25 mm | 86 mm | 52 mm | 10 |
| P064/05.50 | 5,5 mm | 93 mm | 57 mm | 10 |
| P064/05.75 | 5,75 mm | 93 mm | 57 mm | 10 |
| P064/06.00 | 6 mm | 93 mm | 57 mm | 10 |
| P064/06.25 | 6,25 mm | 101 mm | 63 mm | 10 |
| P064/06.50 | 6,5 mm | 101 mm | 63 mm | 10 |
| P064/06.75 | 6,75 mm | 109 mm | 69 mm | 10 |
| P064/07.00 | 7 mm | 109 mm | 69 mm | 10 |
| P064/07.25 | 7,25 mm | 109 mm | 69 mm | 10 |
| P064/07.50 | 7,5 mm | 109 mm | 69 mm | 10 |
| P064/07.75 | 7,75 mm | 117 mm | 75 mm | 10 |
| P064/08.00 | 8 mm | 117 mm | 75 mm | 5 |
| P064/08.25 | 8,25 mm | 117 mm | 75 mm | 5 |
| P064/08.50 | 8,5 mm | 117 mm | 75 mm | 5 |
| P064/08.75 | 8,75 mm | 125 mm | 81 mm | 5 |
| P064/09.00 | 9 mm | 125 mm | 81 mm | 5 |
| P064/09.25 | 9,25 mm | 125 mm | 81 mm | 5 |
| P064/09.50 | 9,5 mm | 125 mm | 81 mm | 5 |
| P064/09.75 | 9,75 mm | 133 mm | 87 mm | 5 |
| P064/10.00 | 10 mm | 133 mm | 87 mm | 5 |
| P064/10.25 | 10,25 mm | 133 mm | 87 mm | 5 |
| P064/10.50 | 10,5 mm | 133 mm | 87 mm | 5 |
| P064/10.75 | 10,75 mm | 142 mm | 94 mm | 5 |
| P064/11.00 | 11 mm | 142 mm | 94 mm | 5 |
| P064/11.25 | 11,25 mm | 142 mm | 94 mm | 5 |
| P064/11.50 | 11,5 mm | 142 mm | 94 mm | 5 |
| P064/11.75 | 11,75 mm | 142 mm | 94 mm | 5 |
| P064/12.00 | 12 mm | 151 mm | 101 mm | 5 |
| P064/12.25 | 12,25 mm | 151 mm | 101 mm | 5 |
| P064/12.50 | 12,5 mm | 151 mm | 101 mm | 5 |
| P064/12.75 | 12,75 mm | 151 mm | 101 mm | 5 |
| P064/13.00 | 13 mm | 151 mm | 101 mm | 5 |

## P064/19A

### *COBALT TWIST DRILL SET*

Self-centering, right, with great thermal resistance.

19 Pcs

| | |
|---|---|
| Size (step 0,5 mm) | 1 ÷ 10 mm |

## P064/25A

### *COBALT TWIST DRILL SET*

Self-centering, right, with great thermal resistance.

25 Pcs

| | |
|---|---|
| Size (step 0,5 mm) | 1 ÷ 13 mm |

## ST2AX

### *TWIST DRILL WITH CONICAL SHANK*

Right hand.

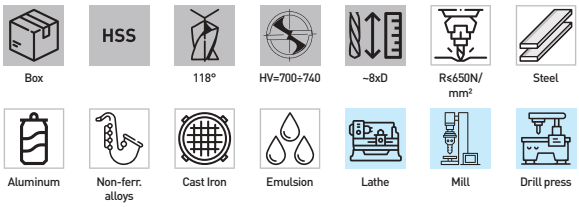

| Art. | ø | MT | L | l |
|---|---|---|---|---|
| ST2A05.75 | 5,75 mm | 1 | 138 mm | 57 mm |
| ST2A06 | 6 mm | 1 | 138 mm | 57 mm |
| ST2A06.25 | 6,25 mm | 1 | 144 mm | 63 mm |
| ST2A06.50 | 6,5 mm | 1 | 144 mm | 63 mm |
| ST2A06.75 | 6,75 mm | 1 | 150 mm | 69 mm |
| ST2A07 | 7 mm | 1 | 150 mm | 69 mm |
| ST2A07.25 | 7,25 mm | 1 | 150 mm | 69 mm |
| ST2A07.50 | 7,5 mm | 1 | 150 mm | 69 mm |
| ST2A07.75 | 7,75 mm | 1 | 156 mm | 75 mm |
| ST2A08 | 8 mm | 1 | 156 mm | 75 mm |
| ST2A08.25 | 8,25 mm | 1 | 156 mm | 75 mm |
| ST2A08.50 | 8,5 mm | 1 | 156 mm | 75 mm |
| ST2A08.75 | 8,75 mm | 1 | 156 mm | 75 mm |
| ST2A09 | 9 mm | 1 | 162 mm | 81 mm |
| ST2A09.25 | 9,25 mm | 1 | 162 mm | 81 mm |
| ST2A09.50 | 9,5 mm | 1 | 162 mm | 81 mm |
| ST2A09.75 | 9,75 mm | 1 | 162 mm | 81 mm |
| ST2A10 | 10 mm | 1 | 168 mm | 81 mm |
| ST2A10.25 | 10,25 mm | 1 | 168 mm | 87 mm |
| ST2A10.50 | 10,5 mm | 1 | 168 mm | 87 mm |
| ST2A10.75 | 10,75 mm | 1 | 175 mm | 87 mm |
| ST2A11 | 11 mm | 1 | 175 mm | 94 mm |
| ST2A11.25 | 11,25 mm | 1 | 175 mm | 94 mm |
| ST2A11.50 | 11,5 mm | 1 | 175 mm | 94 mm |
| ST2A11.75 | 11,75 mm | 1 | 175 mm | 94 mm |
| ST2A12 | 12 mm | 1 | 182 mm | 94 mm |
| ST2A12.25 | 12,25 mm | 1 | 182 mm | 101 mm |
| ST2A12.50 | 12,5 mm | 1 | 182 mm | 101 mm |
| ST2A12.75 | 12,75 mm | 1 | 182 mm | 101 mm |
| ST2A13 | 13 mm | 1 | 182 mm | 101 mm |
| ST2A13.25 | 13,25 mm | 1 | 182 mm | 101 mm |
| ST2A13.50 | 13,5 mm | 1 | 189 mm | 108 mm |
| ST2A13.75 | 13,75 mm | 1 | 189 mm | 108 mm |
| ST2A14 | 14 mm | 1 | 189 mm | 108 mm |
| ST2A14.25 | 14,25 mm | 2 | 212 mm | 114 mm |
| ST2A14.50 | 14,5 mm | 2 | 212 mm | 114 mm |
| ST2A14.75 | 14,75 mm | 2 | 212 mm | 114 mm |
| ST2A15 | 15 mm | 2 | 212 mm | 114 mm |
| ST2A15.25 | 15,25 mm | 2 | 218 mm | 120 mm |
| ST2A15.50 | 15,5 mm | 2 | 218 mm | 120 mm |
| ST2A15.75 | 15,75 mm | 2 | 218 mm | 120 mm |
| ST2A16 | 16 mm | 2 | 218 mm | 120 mm |
| ST2A16.25 | 16,25 mm | 2 | 223 mm | 125 mm |
| ST2A16.50 | 16,5 mm | 2 | 223 mm | 125 mm |
| ST2A16.75 | 16,75 mm | 2 | 223 mm | 125 mm |
| ST2A17 | 17 mm | 2 | 223 mm | 125 mm |
| ST2A17.25 | 17,25 mm | 2 | 228 mm | 130 mm |
| ST2A17.50 | 17,5 mm | 2 | 228 mm | 130 mm |
| ST2A17.75 | 17,75 mm | 2 | 228 mm | 130 mm |
| ST2A18 | 18 mm | 2 | 228 mm | 130 mm |
| ST2A18.25 | 18,25 mm | 2 | 233 mm | 135 mm |
| ST2A18.50 | 18,5 mm | 2 | 233 mm | 135 mm |
| ST2A18.75 | 18,75 mm | 2 | 233 mm | 135 mm |
| ST2A19 | 19 mm | 2 | 233 mm | 135 mm |
| ST2A19.25 | 19,25 mm | 2 | 238 mm | 140 mm |
| ST2A19.50 | 19,5 mm | 2 | 238 mm | 130 mm |
| ST2A19.75 | 19,75 mm | 2 | 238 mm | 140 mm |
| ST2A20 | 20 mm | 2 | 238 mm | 140 mm |
| ST2A20.25 | 20,25 mm | 2 | 243 mm | 145 mm |
| ST2A20.50 | 20,5 mm | 2 | 243 mm | 145 mm |
| ST2A20.75 | 20,75 mm | 2 | 243 mm | 145 mm |
| ST2A21 | 21 mm | 2 | 243 mm | 145 mm |
| ST2A21.25 | 21,25 mm | 2 | 248 mm | 150 mm |
| ST2A21.50 | 21,5 mm | 2 | 248 mm | 150 mm |
| ST2A21.75 | 21,75 mm | 2 | 248 mm | 150 mm |
| ST2A22 | 22 mm | 2 | 248 mm | 150 mm |
| ST2A22.25 | 22,25 mm | 2 | 248 mm | 150 mm |

| Art. | ø | MT | L | l |
|---|---|---|---|---|
| ST2A22.50 | 22,5 mm | 2 | 253 mm | 155 mm |
| ST2A22.75 | 22,75 mm | 2 | 253 mm | 155 mm |
| ST2A23 | 23 mm | 2 | 253 mm | 155 mm |
| ST2A23.25 | 23,25 mm | 3 | 276 mm | 155 mm |
| ST2A23.50 | 23,5 mm | 3 | 276 mm | 155 mm |
| ST2A23.75 | 23,75 mm | 3 | 281 mm | 160 mm |
| ST2A24 | 24 mm | 3 | 281 mm | 160 mm |
| ST2A24.25 | 24,25 mm | 3 | 281 mm | 160 mm |
| ST2A24.50 | 24,5 mm | 3 | 281 mm | 160 mm |
| ST2A24.75 | 24,75 mm | 3 | 281 mm | 160 mm |
| ST2A25 | 25 mm | 3 | 281 mm | 160 mm |
| ST2A25.25 | 25,25 mm | 3 | 281 mm | 160 mm |
| ST2A25.50 | 25,5 mm | 3 | 281 mm | 160 mm |
| ST2A25.75 | 25,75 mm | 3 | 281 mm | 160 mm |
| ST2A26 | 26 mm | 3 | 286 mm | 165 mm |
| ST2A26.25 | 26,25 mm | 3 | 286 mm | 165 mm |
| ST2A26.50 | 26,5 mm | 3 | 286 mm | 165 mm |
| ST2A26.75 | 26,75 mm | 3 | 291 mm | 170 mm |
| ST2A27 | 27 mm | 3 | 291 mm | 170 mm |
| ST2A27.25 | 27,25 mm | 3 | 291 mm | 170 mm |
| ST2A27.50 | 27,5 mm | 3 | 291 mm | 170 mm |
| ST2A27.75 | 27,75 mm | 3 | 291 mm | 170 mm |
| ST2A28 | 28 mm | 3 | 291 mm | 170 mm |
| ST2A28.25 | 28,25 mm | 3 | 296 mm | 175 mm |
| ST2A28.50 | 28,5 mm | 3 | 296 mm | 175 mm |
| ST2A28.75 | 28,75 mm | 3 | 296 mm | 175 mm |
| ST2A29 | 29 mm | 3 | 296 mm | 175 mm |
| ST2A29.25 | 29,25 mm | 3 | 296 mm | 175 mm |
| ST2A29.50 | 29,5 mm | 3 | 296 mm | 175 mm |
| ST2A29.75 | 29,75 mm | 3 | 296 mm | 175 mm |
| ST2A30 | 30 mm | 3 | 296 mm | 175 mm |
| ST2A30.25 | 30,25 mm | 3 | 301 mm | 180 mm |
| ST2A30.50 | 30,5 mm | 3 | 301 mm | 180 mm |
| ST2A30.75 | 30,75 mm | 3 | 301 mm | 180 mm |
| ST2A31 | 31 mm | 3 | 301 mm | 180 mm |
| ST2A31.25 | 31,25 mm | 3 | 301 mm | 180 mm |
| ST2A31.50 | 31,5 mm | 3 | 301 mm | 180 mm |
| ST2A31.75 | 31,75 mm | 4 | 306 mm | 185 mm |
| ST2A32 | 32 mm | 4 | 334 mm | 185 mm |
| ST2A32.50 | 32,5 mm | 4 | 334 mm | 185 mm |
| ST2A33 | 33 mm | 4 | 334 mm | 185 mm |
| ST2A33.50 | 33,5 mm | 4 | 334 mm | 185 mm |
| ST2A34 | 34 mm | 4 | 339 mm | 190 mm |
| ST2A34.50 | 34,5 mm | 4 | 339 mm | 190 mm |
| ST2A35 | 35 mm | 4 | 339 mm | 190 mm |
| ST2A35.50 | 35,5 mm | 4 | 339 mm | 190 mm |
| ST2A36 | 36 mm | 4 | 344 mm | 195 mm |
| ST2A36.50 | 36,5 mm | 4 | 344 mm | 195 mm |
| ST2A37 | 37 mm | 4 | 344 mm | 195 mm |
| ST2A37.50 | 37,5 mm | 4 | 344 mm | 195 mm |
| ST2A38 | 38 mm | 4 | 349 mm | 200 mm |
| ST2A38.50 | 38,5 mm | 4 | 349 mm | 200 mm |
| ST2A39 | 39 mm | 4 | 349 mm | 200 mm |
| ST2A39.50 | 39,5 mm | 4 | 349 mm | 200 mm |
| ST2A40 | 40 mm | 4 | 349 mm | 200 mm |
| ST2A40.50 | 40,5 mm | 4 | 354 mm | 205 mm |
| ST2A41 | 41 mm | 4 | 354 mm | 205 mm |
| ST2A41.50 | 41,5 mm | 4 | 354 mm | 205 mm |
| ST2A42 | 42 mm | 4 | 354 mm | 205 mm |
| ST2A42.50 | 42,5 mm | 4 | 354 mm | 205 mm |
| ST2A43 | 43 mm | 4 | 359 mm | 210 mm |
| ST2A43.50 | 43,5 mm | 4 | 359 mm | 210 mm |
| ST2A44 | 44 mm | 4 | 359 mm | 210 mm |
| ST2A44.50 | 44,5 mm | 4 | 359 mm | 210 mm |
| ST2A45 | 45 mm | 4 | 359 mm | 210 mm |
| ST2A45.50 | 45,5 mm | 4 | 364 mm | 215 mm |
| ST2A46 | 46 mm | 4 | 364 mm | 215 mm |

| Art. | ø | MT | L | l |
|---|---|---|---|---|
| ST2A46.50 | 46,5 mm | 4 | 364 mm | 215 mm |
| ST2A47 | 47 mm | 4 | 364 mm | 215 mm |
| ST2A47.50 | 47,5 mm | 4 | 364 mm | 215 mm |
| ST2A48 | 48 mm | 4 | 369 mm | 220 mm |
| ST2A48.50 | 48,5 mm | 4 | 369 mm | 220 mm |
| ST2A49 | 49 mm | 4 | 369 mm | 220 mm |
| ST2A49.50 | 49,5 mm | 4 | 369 mm | 220 mm |
| ST2A50 | 50 mm | 4 | 369 mm | 220 mm |
| ST2A50.50 | 50,5 mm | 4 | 374 mm | 225 mm |
| ST2A51 | 51 mm | 5 | 412 mm | 225 mm |
| ST2A51.50 | 51,5 mm | 5 | 412 mm | 225 mm |
| ST2A52 | 52 mm | 5 | 412 mm | 225 mm |
| ST2A53 | 53 mm | 5 | 412 mm | 225 mm |
| ST2A54 | 54 mm | 5 | 417 mm | 230 mm |
| ST2A55 | 55 mm | 5 | 417 mm | 230 mm |
| ST2A56 | 56 mm | 5 | 417 mm | 230 mm |
| ST2A57 | 57 mm | 5 | 422 mm | 235 mm |
| ST2A58 | 58 mm | 5 | 422 mm | 235 mm |
| ST2A59 | 59 mm | 5 | 422 mm | 235 mm |
| ST2A60 | 60 mm | 5 | 422 mm | 235 mm |
| ST2A61 | 61 mm | 5 | 427 mm | 240 mm |
| ST2A62 | 62 mm | 5 | 427 mm | 240 mm |
| ST2A63 | 63 mm | 5 | 427 mm | 240 mm |
| ST2A65 | 65 mm | 5 | 432 mm | 245 mm |
| ST2A66 | 66 mm | 5 | 432 mm | 245 mm |
| ST2A67 | 67 mm | 5 | 432 mm | 245 mm |
| ST2A68 | 68 mm | 5 | 437 mm | 250 mm |
| ST2A69 | 69 mm | 5 | 437 mm | 250 mm |
| ST2A70 | 70 mm | 5 | 437 mm | 250 mm |
| ST2A71 | 71 mm | 5 | 437 mm | 250 mm |
| ST2A72 | 72 mm | 5 | 442 mm | 255 mm |
| ST2A73 | 73 mm | 5 | 442 mm | 255 mm |
| ST2A74 | 74 mm | 5 | 442 mm | 255 mm |
| ST2A75 | 75 mm | 5 | 442 mm | 255 mm |
| ST2A77 | 77 mm | 6 | 514 mm | 260 mm |
| ST2A78 | 78 mm | 6 | 514 mm | 260 mm |
| ST2A79 | 79 mm | 6 | 514 mm | 260 mm |

## P057

### *SET OF TWIST DRILLS WITH CONICAL SHANK*

Right hand.

10 Pcs

| | |
|---|---|
| Sizes | CM1: 14 mm |
| MT | 14 mm |
| Sizes | CM2: 15 - 16 - 17 - 18 - 19 - 20 - 21 - 22 - 23 mm |

## P081-

### *NC SPOTTING DRILL*

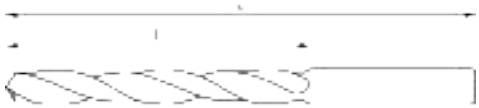


Box | HSS CO 5% | TiAlN | 90° | External | Steel | Stainless steel

Aluminum | Non-ferr. alloys | Cast Iron | Emulsion | Lathe | Mill | Drill

| Art. | Diameter | l | L |
|---|---|---|---|
| P081/03 | 3 mm | 17 mm | 46 mm |
| P081/04 | 4 mm | 20 mm | 55 mm |
| P081/05 | 5 mm | 25 mm | 60 mm |
| P081/06 | 6 mm | 27 mm | 66 mm |
| P081/08 | 8 mm | 30 mm | 79 mm |
| P081/10 | 10 mm | 35 mm | 89 mm |
| P081/12 | 12 mm | 30 mm | 102 mm |
| P081/16 | 16 mm | 35 mm | 115 mm |
| P081/20 | 20 mm | 40 mm | 131 mm |

## P056-

### *CENTER DRILL*

Ground, with vaporized grooves. Taper angle 60°.

Box | HSS | DIN 333 | 118° | Steel | Aluminum

Non-ferr. alloys | Cast Iron | Emulsion | Lathe | Mill | Magnetic Drill | Drill press

| Art. | ø | Stem | Length |
|---|---|---|---|
| P056/1 | 1 mm | Ø 3 mm | 30,5 mm |
| P056/1.6 | 1,6 mm | Ø 4 mm | 35,5 mm |
| P056/2 | 2 mm | Ø 5 mm | 40 mm |
| P056/2.5 | 2,5 mm | Ø 6,3 mm | 45 mm |
| P056/3.15 | 3,15 mm | Ø 8 mm | 50 mm |
| P056/4 | 4 mm | Ø 10 mm | 56 mm |
| P056/5 | 5 mm | Ø 12,5 mm | 63 mm |

## P056/10S

### *CENTER DRILL SET*

Ground, with vaporized grooves. Taper angle 60°.

10 Pcs | Box | HSS | DIN 333 | 118°

| | |
|---|---|
| Sizes | 0,75 – 1,00 – 1,5 – 1,6 – 2,0 – 2,5 – 3,0 – 3,15 – 4,0 – 5,0 mm |
| Type | A |
| Tolerance | K12 |

# CORE SAWS

Tools designed for drilling and processing metal materials. These are cylindrical tips with a toothed circular section. They are mounted on the spindle of special tools such as drilling machines, magnetic base drills, and column drills. Unlike cup milling machines, which have a crown that holds the material to be removed inside, these milling machines process the material by chip removal through the side cutters of the tool.

THEORETICAL RPM FOR CORE SAWS DEPENDING ON THE MATERIAL TO BE PROCESSED

| Materials to be processed | Saw Type | Saw diameter | | | | | | | Coolant |
|---|---|---|---|---|---|---|---|---|---|
| | | 12 - 15 | 16 - 20 | 21 - 25 | 26 - 30 | 31 - 35 | 36 - 49 | 50 - 60 | |
| | | no. of revolutions ( rpm ) | | | | | | | |
| Low alloy construction steel R< 700÷900N/mm2 | HSS | 700 | 530 | 420 | 340 | 290 | 240 | 170 | Emulsion |
| | HSS-Co5% | 875 | 663 | 525 | 425 | 363 | 300 | 213 | Emulsion |
| Alloy steel R< 1100÷1300N/mm2 | HSS | 470 | 350 | 270 | 230 | 190 | 160 | 120 | Emulsion |
| | HSS-Co5% | 588 | 438 | 338 | 288 | 238 | 200 | 150 | Emulsion |
| Stainless steel | HSS | 470 | 350 | 270 | 230 | 190 | 160 | 120 | Emulsion |
| | HSS-Co5% | 588 | 438 | 338 | 288 | 238 | 200 | 150 | Emulsion |
| Cast iron | HSS | 240 | 180 | 140 | 120 | 100 | 80 | 60 | No refriger. |
| Light Alloys | HSS | 700 | 530 | 420 | 340 | 290 | 240 | 170 | No refriger. |
| Plastic | HSS | 830 | 620 | 480 | 400 | 340 | 280 | 200 | No refriger. |

## F011-

### *CORE DRILL WITH WELDON SHANK*

Allows a very fast cut, does not require pre-drilling and does not create any burr formation thanks to the lower effort of the cutting edge during processing.

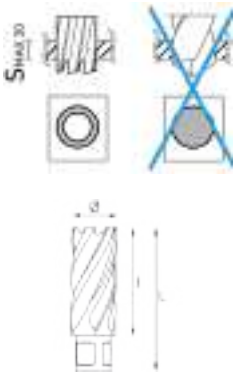

Hangable | HSS | R≤850N/mm² | Steel | Aluminum

Non-ferr. alloys | Cast Iron | Emulsion | Mill | Magnetic Drill | Drill press

| Art. | Cutting capacity | ø | Total length |
|---|---|---|---|
| F011/12 | 30 mm | 12 mm | 62 mm |
| F011/13 | 30 mm | 13 mm | 62 mm |
| F011/14 | 30 mm | 14 mm | 62 mm |
| F011/15 | 30 mm | 15 mm | 62 mm |
| F011/16 | 30 mm | 16 mm | 62 mm |
| F011/17 | 30 mm | 17 mm | 62 mm |
| F011/18 | 30 mm | 18 mm | 62 mm |
| F011/19 | 30 mm | 19 mm | 62 mm |
| F011/20 | 30 mm | 20 mm | 62 mm |
| F011/21 | 30 mm | 21 mm | 62 mm |
| F011/22 | 30 mm | 22 mm | 62 mm |
| F011/23 | 30 mm | 23 mm | 62 mm |
| F011/24 | 30 mm | 24 mm | 62 mm |
| F011/25 | 30 mm | 25 mm | 62 mm |
| F011/26 | 30 mm | 26 mm | 62 mm |
| F011/27 | 30 mm | 27 mm | 62 mm |
| F011/28 | 30 mm | 28 mm | 62 mm |
| F011/29 | 30 mm | 29 mm | 62 mm |
| F011/30 | 30 mm | 30 mm | 62 mm |
| F011/31 | 30 mm | 31 mm | 62 mm |
| F011/32 | 30 mm | 32 mm | 62 mm |
| F011/33 | 30 mm | 33 mm | 62 mm |
| F011/34 | 30 mm | 34 mm | 62 mm |
| F011/35 | 30 mm | 35 mm | 62 mm |
| F011/36 | 30 mm | 36 mm | 62 mm |
| F011/37 | 30 mm | 37 mm | 62 mm |
| F011/38 | 30 mm | 38 mm | 62 mm |
| F011/39 | 30 mm | 39 mm | 62 mm |
| F011/40 | 30 mm | 40 mm | 62 mm |
| F011/41 | 30 mm | 41 mm | 62 mm |
| F011/42 | 30 mm | 42 mm | 62 mm |
| F011/43 | 30 mm | 43 mm | 62 mm |
| F011/44 | 30 mm | 44 mm | 62 mm |
| F011/45 | 30 mm | 45 mm | 62 mm |
| F011/46 | 30 mm | 46 mm | 62 mm |
| F011/47 | 30 mm | 47 mm | 62 mm |
| F011/48 | 30 mm | 48 mm | 62 mm |
| F011/49 | 30 mm | 49 mm | 62 mm |
| F011/50 | 30 mm | 50 mm | 62 mm |
| F011/51 | 30 mm | 51 mm | 62 mm |
| F011/52 | 30 mm | 52 mm | 62 mm |
| F011/53 | 30 mm | 53 mm | 62 mm |
| F011/54 | 30 mm | 54 mm | 62 mm |
| F011/55 | 30 mm | 55 mm | 62 mm |
| F011/60 | 30 mm | 60 mm | 62 mm |

## F011/6

### *WELDON SHANK CORE DRILL SET*

Allows a very fast cut, does not require pre-drilling and does not create any burr formation thanks to the lower effort of the cutting edge during processing.

7 Pcs | Box | HSS | R≤850N/mm²

| | |
|---|---|
| Sizes | 12 x 62 - 14 x 62 - 16 x 62 - 18 x 62 - 20 x 62 - 22 x 62 mm |
| Cutting capacity | 30 mm |
| Shank | Weldon 19,05 mm |

## F011-XP

### *TWIST DRILLS WELDON SHANK*

Hangable | HSS | 135° | R≤850N/mm² | Steel | Aluminum

Non-ferr. alloys | Cast Iron | Emulsion | Mill | Magnetic Drill | Drill press

| Art. | ø | l | L |
|---|---|---|---|
| F011/006P | 6 mm | 30 mm | 62 mm |
| F011/007P | 7 mm | 30 mm | 62 mm |
| F011/008P | 8 mm | 30 mm | 62 mm |
| F011/009P | 9 mm | 30 mm | 62 mm |
| F011/010P | 10 mm | 30 mm | 62 mm |
| F011/011P | 11 mm | 30 mm | 62 mm |

## F002-

### *CORE DRILL WITH WELDON SHANK*

Allows a very fast cut, does not require pre-drilling and does not create any burr formation thanks to the lower effort of the cutting edge during processing.

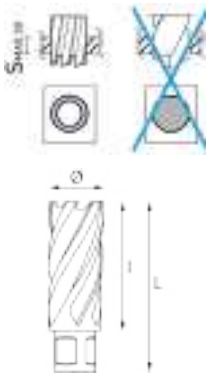

Hangable | HSS CO 5% | R≤1200N/mm² | Steel | Stainless steel

Aluminum | Non-ferr. alloys | Cast Iron | Mill | Magnetic Drill | Drill press

| Art. | ø | Cutting capacity | Total length |
|---|---|---|---|
| F002/12 | 12 mm | 30 mm | 62 mm |
| F002/13 | 13 mm | 30 mm | 62 mm |
| F002/14 | 14 mm | 30 mm | 62 mm |
| F002/15 | 15 mm | 30 mm | 62 mm |
| F002/16 | 16 mm | 30 mm | 62 mm |
| F002/17 | 17 mm | 30 mm | 62 mm |
| F002/18 | 18 mm | 30 mm | 62 mm |
| F002/19 | 19 mm | 30 mm | 62 mm |
| F002/20 | 20 mm | 30 mm | 62 mm |
| F002/21 | 21 mm | 30 mm | 62 mm |
| F002/22 | 22 mm | 30 mm | 62 mm |
| F002/23 | 23 mm | 30 mm | 62 mm |
| F002/24 | 24 mm | 30 mm | 62 mm |
| F002/25 | 25 mm | 30 mm | 62 mm |
| F002/26 | 26 mm | 30 mm | 62 mm |
| F002/27 | 27 mm | 30 mm | 62 mm |
| F002/28 | 28 mm | 30 mm | 62 mm |
| F002/29 | 29 mm | 30 mm | 62 mm |
| F002/30 | 30 mm | 30 mm | 62 mm |
| F002/31 | 31 mm | 30 mm | 62 mm |
| F002/32 | 32 mm | 30 mm | 62 mm |
| F002/33 | 33 mm | 30 mm | 62 mm |
| F002/34 | 34 mm | 30 mm | 62 mm |
| F002/35 | 35 mm | 30 mm | 62 mm |
| F002/36 | 36 mm | 30 mm | 62 mm |
| F002/37 | 37 mm | 30 mm | 62 mm |
| F002/38 | 38 mm | 30 mm | 62 mm |
| F002/39 | 39 mm | 30 mm | 62 mm |
| F002/40 | 40 mm | 30 mm | 62 mm |
| F002/41 | 41 mm | 30 mm | 62 mm |
| F002/42 | 42 mm | 30 mm | 62 mm |
| F002/43 | 43 mm | 30 mm | 62 mm |
| F002/44 | 44 mm | 30 mm | 62 mm |
| F002/45 | 45 mm | 30 mm | 62 mm |
| F002/46 | 46 mm | 30 mm | 62 mm |
| F002/47 | 47 mm | 30 mm | 62 mm |
| F002/48 | 48 mm | 30 mm | 62 mm |
| F002/49 | 49 mm | 30 mm | 62 mm |
| F002/50 | 50 mm | 30 mm | 62 mm |
| F002/55 | 55 mm | 30 mm | 62 mm |
| F002/60 | 60 mm | 30 mm | 62 mm |

## F002/6

### *WELDON SHANK CORE DRILL SET*

Allows a very fast cut, does not require pre-drilling and does not create any burr formation thanks to the lower effort of the cutting edge during processing.

7 Pcs | Box | HSS CO 5% | R≤1200N/mm²

| | |
|---|---|
| **Sizes** | 12 x 62 - 14 x 62 - 16 x 62 - 18 x 62 - 20 x 62 - 22 x 62 mm |
| **Shank** | Weldon 19,05 mm |

## F002-XP

### *TWIST DRILLS WELDON SHANK*

Hangable | HSS CO 5% | 135° | R≤1200N/mm² | Steel | Stainless steel

Aluminum | Non-ferr. alloys | Cast Iron | Emulsion | Mill | Magnetic Drill | Drill press

| Art. | ø | l | L |
|---|---|---|---|
| F002/006P | 6 mm | 30 mm | 62,5 mm |
| F002/007P | 7 mm | 30 mm | 62,5 mm |
| F002/008P | 8 mm | 30 mm | 62,5 mm |
| F002/009P | 9 mm | 30 mm | 62,5 mm |
| F002/010P | 10 mm | 30 mm | 62,5 mm |
| F002/011P | 11 mm | 30 mm | 62,5 mm |

## F002-XL

### *LONG TYPE CORE DRILL WITH WELDON SHANK*

Allows a very fast cut, does not require pre-drilling and does not create any burr formation thanks to the lower effort of the cutting edge during processing.

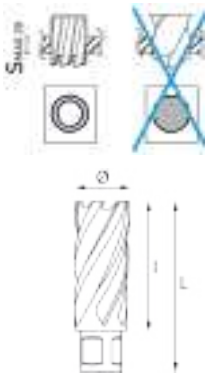

Hangable | HSS CO 5% | R≤1200N/mm² | Steel | Stainless steel | Aluminum | Non-ferr. alloys | Cast Iron | Mill | Magnetic Drill | Drill press

| Art. | ø | Cutting capacity | Total length |
|---|---|---|---|
| F002/12L | 12 mm | 50 mm | 85 mm |
| F002/13L | 13 mm | 50 mm | 85 mm |
| F002/14L | 14 mm | 50 mm | 85 mm |
| F002/15L | 15 mm | 50 mm | 85 mm |
| F002/16L | 16 mm | 50 mm | 85 mm |
| F002/17L | 17 mm | 50 mm | 85 mm |
| F002/18L | 18 mm | 50 mm | 85 mm |
| F002/19L | 19 mm | 50 mm | 85 mm |
| F002/20L | 20 mm | 50 mm | 85 mm |
| F002/21L | 21 mm | 50 mm | 85 mm |
| F002/22L | 22 mm | 50 mm | 85 mm |
| F002/23L | 23 mm | 50 mm | 85 mm |
| F002/24L | 24 mm | 50 mm | 85 mm |
| F002/25L | 25 mm | 50 mm | 85 mm |
| F002/26L | 26 mm | 50 mm | 85 mm |
| F002/27L | 27 mm | 50 mm | 85 mm |
| F002/28L | 28 mm | 50 mm | 85 mm |
| F002/29L | 29 mm | 50 mm | 85 mm |
| F002/30L | 30 mm | 50 mm | 85 mm |
| F002/31L | 31 mm | 50 mm | 85 mm |
| F002/32L | 32 mm | 50 mm | 85 mm |
| F002/33L | 33 mm | 50 mm | 85 mm |
| F002/34L | 34 mm | 50 mm | 85 mm |
| F002/35L | 35 mm | 50 mm | 85 mm |
| F002/36L | 36 mm | 50 mm | 85 mm |
| F002/37L | 37 mm | 50 mm | 85 mm |
| F002/38L | 38 mm | 50 mm | 85 mm |
| F002/39L | 39 mm | 50 mm | 85 mm |
| F002/40L | 40 mm | 50 mm | 85 mm |
| F002/41L | 41 mm | 50 mm | 85 mm |
| F002/42L | 42 mm | 50 mm | 85 mm |
| F002/43L | 43 mm | 50 mm | 85 mm |
| F002/44L | 44 mm | 50 mm | 85 mm |
| F002/45L | 45 mm | 50 mm | 85 mm |
| F002/46L | 46 mm | 50 mm | 85 mm |
| F002/47L | 47 mm | 50 mm | 85 mm |
| F002/48L | 48 mm | 50 mm | 85 mm |
| F002/49L | 49 mm | 50 mm | 85 mm |
| F002/50L | 50 mm | 50 mm | 85 mm |
| F002/55L | 55 mm | 50 mm | 85 mm |
| F002/60L | 60 mm | 50 mm | 85 mm |

## F002-XPL

### *LONG TWIST DRILLS WELDON SHANK*

Hangable | HSS CO 5% | 135° | R≤1200N/mm² | Steel | Stainless steel | Aluminum | Non-ferr. alloys | Cast Iron | Mill | Magnetic Drill | Drill press

| Art. | ø | l | L |
|---|---|---|---|
| F002/006PL | 6 mm | 55 mm | 62,5 mm |
| F002/007PL | 7 mm | 55 mm | 86,5 mm |
| F002/008PL | 8 mm | 55 mm | 86,5 mm |
| F002/009PL | 9 mm | 55 mm | 86,5 mm |
| F002/010PL | 10 mm | 55 mm | 86,5 mm |
| F002/011PL | 11 mm | 55 mm | 86,5 mm |

## F002/P

### *PILOT PIN*

For weldon shank core drills.

Box | Mill | Magnetic Drill | Drill press

| | |
|---|---|
| Dimensions | 6,35 x 77 mm |

## F002/PL

### *PILOT PIN*

For weldon shank long type core drills.

Box | Mill | Magnetic Drill | Drill press

| | |
|---|---|
| Dimensions | 6,35 x 102 mm |

# CUP SAWS WITH HARD METAL INSERTS

The variable hard metal tooth geometry enables cutting of pipes, profiles and sheets made of stainless steel, high-alloy steel. Max cut thickness: 5 mm

THEORETICAL RPM FOR CUP SAWS WITH HARD METAL INSERTS DEPENDING ON THE MATERIAL TO BE PROCESSED

| Materials to be processed | Saw diameter | | | | | | | Coolant |
|---|---|---|---|---|---|---|---|---|
| | 15 - 20 | 21 - 25 | 26 - 30 | 31 - 40 | 41 - 50 | 51 - 70 | 71 -100 | |
| | no. of revolutions ( rpm ) | | | | | | | |
| Alloy steel R< 1100÷1300N/mm2 | 530 | 420 | 340 | 270 | 210 | 160 | 100 | Emulsion |
| Stainless steel | 530 | 420 | 340 | 270 | 210 | 160 | 100 | Emulsion |
| Aluminium | 880 | 690 | 570 | 450 | 350 | 270 | 190 | Emulsion |

## F019-

### *TCT CORE DRILL*

With lateral chip and center drill. Maximum cutting depth 5mm.

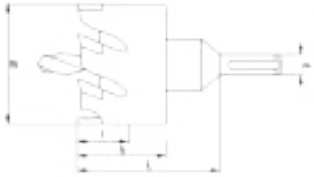

Hangable | C45 | HM | R≤1300N/mm² | Steel | Stainless steel

Aluminum | Non-ferr. alloys | Cast Iron | Mill | Magnetic Drill | Drill press | Portable Drill

| Art. | ø | h | d | L | Thread |
|---|---|---|---|---|---|
| F019/015 | 15 mm | 28 mm | 10 mm | 50 mm | - |
| F019/016 | 16 mm | 28 mm | 10 mm | 50 mm | - |
| F019/017 | 17 mm | 28 mm | 10 mm | 50 mm | - |
| F019/018 | 18 mm | 28 mm | 10 mm | 50 mm | - |
| F019/019 | 19 mm | 28 mm | 10 mm | 50 mm | - |
| F019/020 | 20 mm | 28 mm | 10 mm | 50 mm | - |
| F019/021 | 21 mm | 28 mm | 10 mm | 50 mm | - |
| F019/022 | 22 mm | 28 mm | 10 mm | 50 mm | M12 x 1,25 |
| F019/023 | 23 mm | 28 mm | 10 mm | 50 mm | M12 x 1,25 |
| F019/024 | 24 mm | 28 mm | 10 mm | 50 mm | M12 x 1,25 |
| F019/025 | 25 mm | 28 mm | 10 mm | 50 mm | M12 x 1,25 |
| F019/026 | 26 mm | 28 mm | 10 mm | 50 mm | M12 x 1,25 |
| F019/027 | 27 mm | 28 mm | 10 mm | 50 mm | M12 x 1,25 |
| F019/028 | 28 mm | 28 mm | 10 mm | 50 mm | M12 x 1,25 |
| F019/029 | 29 mm | 28 mm | 10 mm | 50 mm | M12 x 1,25 |
| F019/030 | 30 mm | 28 mm | 10 mm | 50 mm | M12 x 1,25 |
| F019/031 | 31 mm | 28 mm | 10 mm | 50 mm | M12 x 1,25 |
| F019/032 | 32 mm | 28 mm | 10 mm | 50 mm | M12 x 1,25 |
| F019/033 | 33 mm | 28 mm | 10 mm | 50 mm | M12 x 1,25 |
| F019/034 | 34 mm | 28 mm | 10 mm | 50 mm | M12 x 1,25 |
| F019/035 | 35 mm | 28 mm | 10 mm | 50 mm | M14 x 1,5 |
| F019/036 | 36 mm | 35 mm | 10 mm | 55 mm | M14 x 1,5 |
| F019/037 | 37 mm | 28 mm | 10 mm | 50 mm | M14 x 1,5 |
| F019/038 | 38 mm | 28 mm | 10 mm | 50 mm | M14 x 1,5 |
| F019/039 | 39 mm | 28 mm | 10 mm | 50 mm | M14 x 1,5 |
| F019/040 | 40 mm | 28 mm | 10 mm | 50 mm | M14 x 1,5 |
| F019/041 | 41 mm | 28 mm | 10 mm | 50 mm | M14 x 1,5 |
| F019/042 | 42 mm | 28 mm | 10 mm | 50 mm | M14 x 1,5 |
| F019/043 | 43 mm | 28 mm | 10 mm | 50 mm | M14 x 1,5 |
| F019/044 | 44 mm | 28 mm | 10 mm | 50 mm | M14 x 1,5 |
| F019/045 | 45 mm | 28 mm | 10 mm | 50 mm | M14 x 1,5 |
| F019/046 | 46 mm | 28 mm | 10 mm | 50 mm | M14 x 1,5 |
| F019/047 | 47 mm | 28 mm | 10 mm | 50 mm | M14 x 1,5 |
| F019/048 | 48 mm | 28 mm | 10 mm | 50 mm | M14 x 1,5 |
| F019/049 | 49 mm | 28 mm | 10 mm | 50 mm | M14 x 1,5 |
| F019/050 | 50 mm | 28 mm | 10 mm | 50 mm | M14 x 1,5 |
| F019/051 | 51 mm | 28 mm | 12 mm | 50 mm | M16 x 1,5 |
| F019/052 | 52 mm | 28 mm | 12 mm | 50 mm | M16 x 1,5 |
| F019/053 | 53 mm | 28 mm | 12 mm | 50 mm | M16 x 1,5 |
| F019/054 | 54 mm | 28 mm | 12 mm | 50 mm | M16 x 1,5 |
| F019/055 | 55 mm | 28 mm | 12 mm | 50 mm | M16 x 1,5 |
| F019/056 | 56 mm | 28 mm | 12 mm | 50 mm | M16 x 1,5 |
| F019/057 | 57 mm | 28 mm | 12 mm | 50 mm | M16 x 1,5 |
| F019/058 | 58 mm | 28 mm | 12 mm | 50 mm | M16 x 1,5 |
| F019/059 | 59 mm | 28 mm | 12 mm | 50 mm | M16 x 1,5 |
| F019/060 | 60 mm | 35 mm | 10 mm | 55 mm | M16 x 1,5 |
| F019/065 | 65 mm | 28 mm | 10 mm | 50 mm | M16 x 1,5 |
| F019/070 | 70 mm | 28 mm | 12 mm | 50 mm | M16 x 1,5 |
| F019/075 | 75 mm | 28 mm | 12 mm | 50 mm | M16 x 1,5 |
| F019/080 | 80 mm | 28 mm | 12 mm | 50 mm | M16 x 1,5 |
| F019/085 | 85 mm | 28 mm | 12 mm | 50 mm | M16 x 1,5 |
| F019/090 | 90 mm | 28 mm | 12 mm | 50 mm | M16 x 1,5 |
| F019/095 | 95 mm | 28 mm | 12 mm | 50 mm | M16 x 1,5 |
| F019/100 | 100 mm | 28 mm | 12 mm | 50 mm | M16 x 1,5 |

## F019/006

### *TCT CORE DRILL SET*

With lateral chip and center drill.

6 Pcs | Carrying case | C45 | HM | R≤1300N/mm²

| | |
|---|---|
| **Sizes** | 16 mm, 18 mm, 20 mm, 22 mm, 25 mm, 30 mm |
| **Cutting Depth** | 5 mm |

## F019/008

### *TCT CORE DRILL SET*

With lateral chip and center drill.

8 Pcs | Carrying case | C45 | HM | R≤1300N/mm²

| | |
|---|---|
| **Sizes** | 16 mm, 18 mm, 20 mm, 22 mm, 25 mm, 30 mm, 32 mm, 35 mm |
| **Cutting Depth** | 5 mm |

## F019/005

### *CENTER DRILL*

For item F019-.

Box | HSS | HM

| | |
|---|---|
| ø | 6 mm |
| L | 50 mm |

## F019/007

### *SPRING*

For item F019-.

Box | Steel

# HSS CUP SAWS

Equipped with chip breaker side cut. Precision drilling of steel sheets, light alloys and metal materials in general. Drilling depth up to 5 mm.

THEORETICAL RPM FOR CORE SAWS DEPENDING ON THE MATERIAL TO BE PROCESSED

| Materials to be processed | Saw diameter | | | | | | | | | | | | Coolant |
|---|---|---|---|---|---|---|---|---|---|---|---|---|---|
| | 12-17 | 18-24 | 25-32 | 33-38 | 39-44 | 45-51 | 52-57 | 58-64 | 65-70 | 71-80 | 81-90 | 91-100 | |
| | no. of revolutions ( rpm ) | | | | | | | | | | | | |
| Low alloy construction steel R< 700÷900N/mm2 | 550 | 380 | 300 | 240 | 200 | 170 | 150 | 130 | 120 | 110 | 100 | 90 | Emulsion |
| Alloy steel R< 1100÷1300N/mm2 | 230 | 160 | 130 | 100 | 80 | 70 | 60 | 60 | 50 | 50 | 40 | 40 | Emulsion |
| Stainless steel | 230 | 160 | 130 | 100 | 80 | 70 | 60 | 60 | 50 | 50 | 40 | 40 | Emulsion |
| Cast iron | 280 | 190 | 150 | 120 | 100 | 90 | 80 | 70 | 60 | 60 | 50 | 40 | No refriger. |
| Light Alloys | 870 | 590 | 470 | 370 | 310 | 270 | 240 | 210 | 190 | 170 | 150 | 140 | Emulsion |
| Aluminium | 870 | 590 | 470 | 370 | 310 | 270 | 240 | 210 | 190 | 170 | 150 | 140 | Emulsion |
| Plastic | 660 | 450 | 350 | 280 | 240 | 210 | 180 | 160 | 150 | 130 | 120 | 100 | Water No refrigeration |

## F015-

### *DRILL BIT HOLE SAW*

With lateral chip and center drill.

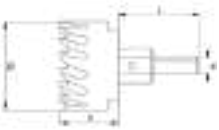

Hangable | HSS | R≤800N/mm² | Steel | Stainless steel | Aluminum

Non-ferr. alloys | Plastic | Cast Iron | Emulsion | Mill | Drill

| Art. | ø | h | d | L | Thread |
|---|---|---|---|---|---|
| F015/012 | 12 mm | 23 mm | 8 mm | 46 mm | M10 x 1,25 |
| F015/013 | 13 mm | 23 mm | 8 mm | 46 mm | M10 x 1,25 |
| F015/014 | 14 mm | 23 mm | 8 mm | 46 mm | M10 x 1,25 |
| F015/015 | 15 mm | 23 mm | 10 mm | 46 mm | M12 x 1,25 |
| F015/016 | 16 mm | 23 mm | 10 mm | 46 mm | M12 x 1,25 |
| F015/017 | 17 mm | 23 mm | 10 mm | 46 mm | M12 x 1,25 |
| F015/018 | 18 mm | 23 mm | 10 mm | 46 mm | M12 x 1,25 |
| F015/019 | 19 mm | 23 mm | 10 mm | 46 mm | M12 x 1,25 |
| F015/020 | 20 mm | 23 mm | 10 mm | 46 mm | M12 x 1,25 |
| F015/021 | 21 mm | 23 mm | 10 mm | 46 mm | M12 x 1,25 |
| F015/022 | 22 mm | 23 mm | 10 mm | 46 mm | M12 x 1,25 |
| F015/023 | 23 mm | 23 mm | 10 mm | 46 mm | M12 x 1,25 |
| F015/024 | 24 mm | 23 mm | 10 mm | 46 mm | M12 x 1,25 |
| F015/025 | 25 mm | 23 mm | 10 mm | 46 mm | M12 x 1,25 |
| F015/026 | 26 mm | 23 mm | 10 mm | 46 mm | M12 x 1,25 |
| F015/027 | 27 mm | 23 mm | 10 mm | 46 mm | M12 x 1,25 |
| F015/028 | 28 mm | 23 mm | 10 mm | 46 mm | M12 x 1,25 |
| F015/029 | 29 mm | 23 mm | 10 mm | 46 mm | M12 x 1,25 |
| F015/030 | 30 mm | 23 mm | 10 mm | 46 mm | M12 x 1,25 |
| F015/031 | 31 mm | 23 mm | 10 mm | 46 mm | M12 x 1,25 |
| F015/032 | 32 mm | 23 mm | 10 mm | 46 mm | M12 x 1,25 |
| F015/033 | 33 mm | 23 mm | 10 mm | 46 mm | M12 x 1,25 |
| F015/034 | 34 mm | 23 mm | 10 mm | 46 mm | M12 x 1,25 |
| F015/035 | 35 mm | 23 mm | 10 mm | 46 mm | M14 x 1,5 |
| F015/036 | 36 mm | 23 mm | 10 mm | 46 mm | M14 x 1,5 |
| F015/037 | 37 mm | 23 mm | 10 mm | 46 mm | M14 x 1,5 |
| F015/038 | 38 mm | 23 mm | 10 mm | 46 mm | M14 x 1,5 |
| F015/039 | 39 mm | 23 mm | 10 mm | 46 mm | M14 x 1,5 |
| F015/040 | 40 mm | 23 mm | 10 mm | 46 mm | M14 x 1,5 |
| F015/041 | 41 mm | 23 mm | 10 mm | 46 mm | M14 x 1,5 |
| F015/042 | 42 mm | 23 mm | 10 mm | 46 mm | M14 x 1,5 |
| F015/043 | 43 mm | 23 mm | 10 mm | 46 mm | M14 x 1,5 |
| F015/044 | 44 mm | 23 mm | 10 mm | 46 mm | M14 x 1,5 |
| F015/045 | 45 mm | 23 mm | 10 mm | 46 mm | M14 x 1,5 |
| F015/046 | 46 mm | 23 mm | 10 mm | 46 mm | M14 x 1,5 |
| F015/047 | 47 mm | 23 mm | 10 mm | 46 mm | M14 x 1,5 |
| F015/048 | 48 mm | 23 mm | 10 mm | 46 mm | M14 x 1,5 |
| F015/049 | 49 mm | 23 mm | 10 mm | 46 mm | M14 x 1,5 |
| F015/050 | 50 mm | 23 mm | 10 mm | 46 mm | M14 x 1,5 |
| F015/051 | 51 mm | 23 mm | 12 mm | 46 mm | M16 x 1,5 |
| F015/052 | 52 mm | 23 mm | 12 mm | 46 mm | M16 x 1,5 |
| F015/053 | 53 mm | 23 mm | 12 mm | 46 mm | M16 x 1,5 |
| F015/054 | 54 mm | 23 mm | 12 mm | 46 mm | M16 x 1,5 |
| F015/055 | 55 mm | 23 mm | 12 mm | 46 mm | M16 x 1,5 |
| F015/056 | 56 mm | 23 mm | 12 mm | 46 mm | M16 x 1,5 |
| F015/057 | 57 mm | 23 mm | 12 mm | 46 mm | M16 x 1,5 |
| F015/058 | 58 mm | 23 mm | 12 mm | 46 mm | M16 x 1,5 |
| F015/059 | 59 mm | 23 mm | 12 mm | 46 mm | M16 x 1,5 |
| F015/060 | 60 mm | 23 mm | 12 mm | 46 mm | M16 x 1,5 |
| F015/065 | 65 mm | 23 mm | 12 mm | 46 mm | M16 x 1,5 |
| F015/070 | 70 mm | 23 mm | 12 mm | 46 mm | M16 x 1,5 |
| F015/075 | 75 mm | 23 mm | 12 mm | 46 mm | M16 x 1,5 |
| F015/080 | 80 mm | 23 mm | 12 mm | 46 mm | M16 x 1,5 |
| F015/085 | 85 mm | 23 mm | 12 mm | 46 mm | M16 x 1,5 |
| F015/090 | 90 mm | 23 mm | 12 mm | 46 mm | M16 x 1,5 |
| F015/095 | 95 mm | 23 mm | 12 mm | 46 mm | M16 x 1,5 |
| F015/100 | 100 mm | 23 mm | 12 mm | 46 mm | M16 x 1,5 |

## F015/006S

### *DRILL BIT HOLE SAW SET*

With lateral chip and center drill.

6 Pcs | Carrying case | HSS | R≤800N/mm²

| Sizes | 16 mm, 18 mm, 20 mm, 22 mm, 25 mm, 30 mm |
|---|---|

## F015/008S

### *DRILL BIT HOLE SAW SET*

With lateral chip and center drill.

8 Pcs | Carrying case | HSS | R≤800N/mm²

| Sizes | 16 mm, 18 mm, 20 mm, 22 mm, 25 mm, 30 mm, 32 mm, 35 mm |
|---|---|

## F015-A

### *DRILL BIT HOLE SAW ARBOR*

For item F015-.

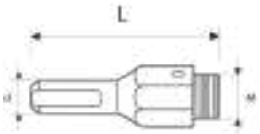


Hangable | Mill | Drill

| Art. | ø | d | L | M |
|---|---|---|---|---|
| F015/001 | 12 - 14 mm | 8 mm | 56 mm | M10 x 1,25 |
| F015/002 | 15 - 34 mm | 10 mm | 56 mm | M12 x 1,25 |
| F015/003 | 35 - 50 mm | 10 mm | 56 mm | M14 x 1,5 |
| F015/004 | 51 - 100 mm | 12 mm | 60 mm | M16 x 1,5 |

## F015/005

### *CENTER DRILL*

For item F015-.

Box | HSS

| | |
|---|---|
| ø | 6 mm |
| L | 50 mm |

## F015/007

### *SPRING*

For item F015-.

Box | Steel

# BI-METAL CUP SAW

Equipped with variable toothing for cutting thin material such as steel, cast iron, aluminium, copper, bronze, brass, wood, plastic, fibreglass and plasterboard.

THEORETICAL RPM FOR CORE SAWS DEPENDING ON THE MATERIAL TO BE PROCESSED

| Materials to be processed | Saw diameter | | | | | | | | | | | | | | | | Coolant |
|---|---|---|---|---|---|---|---|---|---|---|---|---|---|---|---|---|---|
| | 14 - 17 | 19 - 24 | 25 - 32 | 33 - 38 | 40 - 44 | 46 - 51 | 52 - 57 | 59 - 64 | 65 - 70 | 73 - 79 | 83 - 89 | 92 - 98 | 102 - 108 | 111 - 121 | 127 - 140 | 146 - 152 | |
| | no. of revolutions ( rpm ) | | | | | | | | | | | | | | | | |
| Low alloy construction steel R< 700÷900N/mm2 | 530 | 360 | 280 | 230 | 190 | 170 | 140 | 130 | 120 | 110 | 90 | 80 | 80 | 70 | 60 | 50 | Emulsion |
| Alloy steel R< 1100÷1300N/mm2 | 210 | 140 | 110 | 90 | 80 | 70 | 60 | 50 | 50 | 40 | 40 | 30 | 30 | 30 | 20 | 20 | Emulsion |
| Stainless steel | 210 | 140 | 110 | 90 | 80 | 70 | 60 | 50 | 50 | 40 | 40 | 30 | 30 | 30 | 20 | 20 | Emulsion |
| Cast iron | 250 | 180 | 170 | 140 | 110 | 90 | 70 | 60 | 60 | 50 | 40 | 40 | 40 | 30 | 30 | 30 | No refriger. |
| Brass | 740 | 510 | 400 | 320 | 270 | 230 | 200 | 180 | 170 | 150 | 130 | 120 | 110 | 100 | 80 | 70 | "Emulsion Oil" |
| Aluminium and light alloys | 850 | 580 | 450 | 360 | 300 | 270 | 230 | 210 | 190 | 170 | 150 | 130 | 120 | 110 | 100 | 80 | Emulsion |
| Wood | 960 | 650 | 510 | 410 | 340 | 300 | 260 | 230 | 210 | 190 | 170 | 150 | 140 | 120 | 110 | 100 | No refriger. |
| Plastic | 640 | 430 | 340 | 270 | 230 | 200 | 170 | 150 | 140 | 130 | 110 | 100 | 90 | 80 | 70 | 60 | No refriger. |
| Plasterboard | 960 | 650 | 510 | 410 | 340 | 300 | 260 | 230 | 210 | 190 | 170 | 150 | 140 | 120 | 110 | 100 | No refriger. |

## 0278-

### *BIMETAL HOLE SAWS WITH VARIABLE TEETH*

Thanks to the geometry of the variable toothing, it is possible to perform rapid and precise cuts as well as greater heat dispersion during cutting for less wear of the teeth. Furthermore, there is a considerable reduction of seizure.

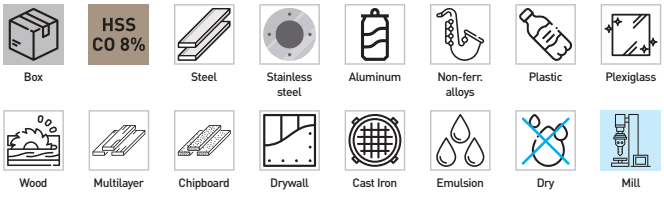


| Art. | ø | ø inch |
|---|---|---|
| 0278/014 | 14 mm | 9/16 |
| 0278/016 | 16 mm | 5/8 |
| 0278/017 | 17 mm | 11/16 |
| 0278/019 | 19 mm | 3/4 |
| 0278/020 | 20 mm | 25/32 |
| 0278/021 | 21 mm | 13/16 |
| 0278/022 | 22 mm | 7/8 |
| 0278/024 | 24 mm | 15/16 |
| 0278/025 | 25 mm | 1 |
| 0278/027 | 27 mm | 1-1/16 |
| 0278/029 | 29 mm | 1-1/8 |
| 0278/030 | 30 mm | 1-3/16 |
| 0278/032 | 32 mm | 1-1/4 |
| 0278/033 | 33 mm | 1-5/16 |
| 0278/035 | 35 mm | 1-3/8 |
| 0278/037 | 37 mm | 1-7/16 |
| 0278/038 | 38 mm | 1-1/2 |
| 0278/040 | 40 mm | 1-9/16 |
| 0278/041 | 41 mm | 1-5/8 |
| 0278/043 | 43 mm | 1-11/16 |
| 0278/044 | 44 mm | 1-3/4 |
| 0278/046 | 46 mm | 1-13/16 |
| 0278/048 | 48 mm | 1-7/8 |
| 0278/051 | 51 mm | 2 |
| 0278/052 | 52 mm | 2-1/16 |
| 0278/054 | 54 mm | 2-1/8 |
| 0278/057 | 57 mm | 2-1/4 |
| 0278/059 | 59 mm | 2-5/16 |
| 0278/060 | 60 mm | 2-3/8 |
| 0278/064 | 64 mm | 2-1/2 |
| 0278/065 | 65 mm | 2-9/16 |
| 0278/067 | 67 mm | 2-5/8 |
| 0278/068 | 68 mm | 2-11/16 |
| 0278/070 | 70 mm | 2-3/4 |
| 0278/073 | 73 mm | 2-7/8 |
| 0278/076 | 76 mm | 3 |
| 0278/079 | 79 mm | 3-1/8 |
| 0278/083 | 83 mm | 3-1/4 |
| 0278/085 | 85 mm | 3-3/8 |
| 0278/089 | 89 mm | 3-1/2 |
| 0278/092 | 92 mm | 3-5/8 |
| 0278/095 | 95 mm | 3-3/4 |
| 0278/098 | 98 mm | 3-7/8 |
| 0278/102 | 102 mm | 4 |
| 0278/105 | 105 mm | 4-1/8 |
| 0278/108 | 108 mm | 4-1/4 |
| 0278/111 | 111 mm | 4-3/8 |
| 0278/114 | 114 mm | 4-1/2 |
| 0278/121 | 121 mm | 4-3/4 |
| 0278/127 | 127 mm | 5 |
| 0278/140 | 140 mm | 5-1/2 |
| 0278/152 | 152 mm | 6 |

## 0278/002S

### *HOLE SAW SET*

Electrician kit.

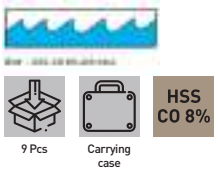


| | |
|---|---|
| **Hole saw** | 22 - 29 mm |
| **Corresponding arbors, adapter, bits** | 0712/600 |
| **Hole saw** | 35 - 44 mm |
| **Corresponding arbors, adapter, bits** | 0712/800 |
| **Hole saw** | 51 - 64 mm |
| **Corresponding arbors, adapter, bits** | 0712/900 |

## 0278/005S

### *HOLE SAW SET*

Repairman set.

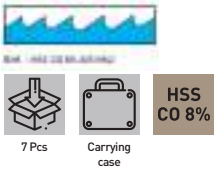


| | |
|---|---|
| **Hole saw** | 22 - 25 - 29 mm |
| **Corresponding arbors, adapter, bits** | 0712/600 |
| **Hole saw** | 32 - 38 mm |
| **Corresponding arbors, adapter, bits** | 0712/900 |

## 0278/008S

### *HOLE SAW SET*

Plumber set.

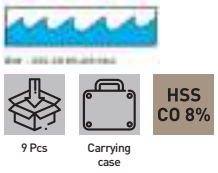


| | |
|---|---|
| **Hole saw** | 19 - 22 - 29 mm |
| **Corresponding arbors, adapter, bits** | 0712/600 |
| **Hole saw** | 38 - 44 - 57 mm |
| **Corresponding arbors, adapter, bits** | 0712/800 - 0712/900 |

## 0278/009S

### *HOLE SAW SET*

Installer set.

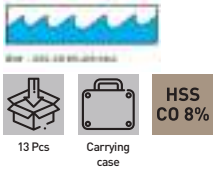


| | |
|---|---|
| **Hole saw** | 19 - 22 - 29 mm |
| **Corresponding arbors, adapter, bits** | 0712/600 - 0712/900 - 0712/300 |
| **Hole saw** | 35 - 38 - 44 - 51 - 57 - 64 mm |
| **Corresponding arbors, adapter, bits** | 0712/800 |

## 0712-

### *BIMETAL HOLE SAWS WITH VARIABLE TEETH*

Thanks to the geometry of the variable toothing, it is possible to perform rapid and precise cuts as well as greater heat dispersion during cutting for less wear of the teeth. Furthermore, there is a considerable reduction of seizure.

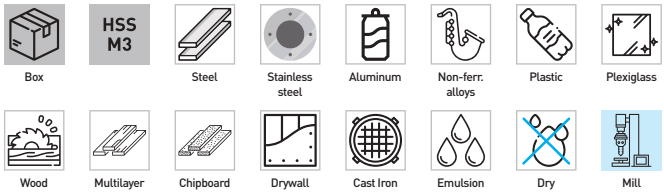


| Art. | ø | ø inch |
|---|---|---|
| 0712/014 | 14 mm | 9/16 |
| 0712/016 | 16 mm | 5/8 |
| 0712/017 | 17 mm | 11/16 |
| 0712/019 | 19 mm | 3/4 |
| 0712/020 | 20 mm | 25/32 |
| 0712/021 | 21 mm | 13/16 |
| 0712/022 | 22 mm | 7/8 |
| 0712/024 | 24 mm | 15/16 |
| 0712/025 | 25 mm | 1 |
| 0712/027 | 27 mm | 1-1/16 |
| 0712/029 | 29 mm | 1-1/8 |
| 0712/030 | 30 mm | 1-3/16 |
| 0712/032 | 32 mm | 1-1/4 |
| 0712/033 | 33 mm | 1-5/16 |
| 0712/035 | 35 mm | 1-3/8 |
| 0712/037 | 37 mm | 1-7/16 |
| 0712/038 | 38 mm | 1-1/2 |
| 0712/040 | 40 mm | 1-9/16 |
| 0712/041 | 41 mm | 1-5/8 |
| 0712/043 | 43 mm | 1-11/16 |
| 0712/044 | 44 mm | 1-3/4 |
| 0712/046 | 46 mm | 1-13/16 |
| 0712/048 | 48 mm | 1-7/8 |
| 0712/051 | 51 mm | 2 |
| 0712/052 | 52 mm | 2-1/16 |
| 0712/054 | 54 mm | 2-1/8 |
| 0712/057 | 57 mm | 2-1/4 |
| 0712/059 | 59 mm | 2-5/16 |
| 0712/060 | 60 mm | 2-3/8 |
| 0712/064 | 64 mm | 2-1/2 |
| 0712/065 | 65 mm | 2-9/16 |
| 0712/067 | 67 mm | 2-5/8 |
| 0712/068 | 68 mm | 2-11/16 |
| 0712/070 | 70 mm | 2-3/4 |
| 0712/073 | 73 mm | 2-7/8 |
| 0712/076 | 76 mm | 3 |
| 0712/079 | 79 mm | 3-1/8 |
| 0712/083 | 83 mm | 3-1/4 |
| 0712/085 | 85 mm | 3-3/8 |
| 0712/089 | 89 mm | 3-1/2 |
| 0712/092 | 92 mm | 3-5/8 |
| 0712/095 | 95 mm | 3-3/4 |
| 0712/098 | 98 mm | 3-7/8 |
| 0712/102 | 102 mm | 4 |
| 0712/105 | 105 mm | 4-1/8 |
| 0712/108 | 108 mm | 4-1/4 |
| 0712/111 | 111 mm | 4-3/8 |
| 0712/114 | 114 mm | 4-1/2 |
| 0712/121 | 121 mm | 4-3/4 |
| 0712/127 | 127 mm | 5 |
| 0712/140 | 140 mm | 5-1/2 |
| 0712/152 | 152 mm | 6 |

## 0712/002

### *HOLE SAW SET*

Electrician kit.

| | |
|---|---|
| **Hole saw** | 22 - 29 mm |
| **Corresponding arbors, adapter, bits** | 0712/600 |
| **Hole saw** | 35 - 44 mm |
| **Corresponding arbors, adapter, bits** | 0712/800 |
| **Hole saw** | 51 - 64 mm |
| **Corresponding arbors, adapter, bits** | 0712/900 |

## 0712/005

### *HOLE SAW SET*

Repairman set.

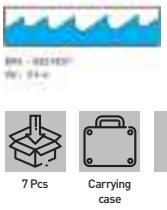

| | |
|---|---|
| **Hole saw** | 22 - 25 - 29 mm |
| **Corresponding arbors, adapter, bits** | 0712/600 |
| **Hole saw** | 32 - 38 mm |
| **Corresponding arbors, adapter, bits** | 0712/900 |

## 0712/008

### *HOLE SAW SET*

Plumber set.

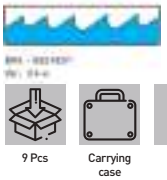

| | |
|---|---|
| **Hole saw** | 19 - 22 - 29 mm |
| **Corresponding arbors, adapter, bits** | 0712/600 |
| **Hole saw** | 38 - 44 - 57 mm |
| **Corresponding arbors, adapter, bits** | 0712/800 - 0712/900 |

## 0712/009

### *HOLE SAW SET*

Installer set.

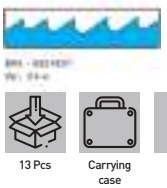

| | |
|---|---|
| **Hole saw** | 19 - 22 - 29 mm |
| **Corresponding arbors, adapter, bits** | 0712/600 - 0712/900 - 0712/300 |
| **Hole saw** | 35 - 38 - 44 - 51 - 57 - 64 mm |
| **Corresponding arbors, adapter, bits** | 0712/800 |

## 0712/010

### *HOLE SAW SET*

Industry kit.

21 Pcs

Carrying case

HSS M3

| | |
|---|---|
| **Hole saw** | 19 - 22 - 29 mm |
| **Corresponding arbors, adapter, bits** | 0712/600 |
| **Hole saw** | 35 - 38 - 44 - 51 - 57 - 64 - 76 - 83 - 92 - 95 - 105 - 114 mm |
| **Corresponding arbors, adapter, bits** | 0712/600 - 0712/900 - 0712/300 |
| **Extension** | 300 mm |

## 0712/900

### *ARBOR ADAPTER FOR HOLE SAWS*

Box

| | |
|---|---|
| **Gear Reduction ratio** | 1/2" - 5/8" |
| **For shafts** | 0712/600 - 0712/700 |

## 0712-X00

### *DRILL BIT*

Suitable for all brands.

Box

HSS

| Art. | Stem | For shafts | Length | Pack |
|---|---|---|---|---|
| **0712/300** | Ø 6,35 mm | 0712/600 | 105 mm | 10 |
| **0712/200** | Ø 6,35 mm | 0712/700 - 800 | 75 mm | 10 |

## 0712-X0

### *HOLE SAW ARBOR WITH DRILL BIT*

Hexagonal connection, suitable for all brands.

Box

HSS

| Art. | Shank | Stem | Hole saw | Thread |
|---|---|---|---|---|
| **0712/600** | Shank Round | Ø 6,35 mm | Ø 14÷30 mm | 1/2" |
| **0712/700** | Shank Hexagonal | Ø 9,5 mm | Ø 14÷30 mm | 1/2" |
| **0712/800** | Shank Hexagonal | Ø 11 mm | Ø 32÷152 mm | 5/8" |

## A208B-

### *MACHINE REAMER*

Ground for H7 couplings. Right-hand cut, left-hand helical cutting edges, morse taper attachment. They can be used mainly for through holes but thanks to the short mouth it is also possible to bore blind holes.

Box | HSS | 208/B | External

Steel | Aluminum | Non-ferr. alloys | Cast Iron | Oil | Lathe | Mill | Drill press

| Art. | øH7 | L | l | MT |
|---|---|---|---|---|
| A208B/05 | 5 mm | 133 mm | 23 mm | 1 |
| A208B/06 | 6 mm | 138 mm | 26 mm | 1 |
| A208B/07 | 7 mm | 150 mm | 31 mm | 1 |
| A208B/08 | 8 mm | 156 mm | 33 mm | 1 |
| A208B/09 | 9 mm | 162 mm | 36 mm | 1 |
| A208B/10 | 10 mm | 168 mm | 38 mm | 1 |
| A208B/11 | 11 mm | 175 mm | 41 mm | 1 |
| A208B/12 | 12 mm | 182 mm | 44 mm | 1 |
| A208B/13 | 13 mm | 182 mm | 44 mm | 1 |
| A208B/14 | 14 mm | 189 mm | 47 mm | 1 |
| A208B/15 | 15 mm | 204 mm | 50 mm | 2 |
| A208B/16 | 16 mm | 210 mm | 52 mm | 2 |
| A208B/17 | 17 mm | 214 mm | 54 mm | 2 |
| A208B/18 | 18 mm | 219 mm | 56 mm | 2 |
| A208B/19 | 19 mm | 223 mm | 58 mm | 2 |
| A208B/20 | 20 mm | 228 mm | 60 mm | 2 |
| A208B/21 | 21 mm | 232 mm | 62 mm | 2 |
| A208B/22 | 22 mm | 237 mm | 64 mm | 2 |
| A208B/23 | 23 mm | 241 mm | 66 mm | 2 |
| A208B/24 | 24 mm | 268 mm | 68 mm | 3 |
| A208B/25 | 25 mm | 268 mm | 68 mm | 3 |
| A208B/26 | 26 mm | 273 mm | 70 mm | 3 |
| A208B/27 | 27 mm | 277 mm | 71 mm | 3 |
| A208B/28 | 28 mm | 277 mm | 71 mm | 3 |
| A208B/29 | 29 mm | 281 mm | 73 mm | 3 |
| A208B/30 | 30 mm | 281 mm | 73 mm | 3 |
| A208B/31 | 31 mm | 285 mm | 75 mm | 3 |
| A208B/32 | 32 mm | 317 mm | 77 mm | 4 |
| A208B/34 | 34 mm | 321 mm | 78 mm | 4 |
| A208B/35 | 35 mm | 321 mm | 78 mm | 4 |
| A208B/36 | 36 mm | 325 mm | 79 mm | 4 |
| A208B/38 | 38 mm | 329 mm | 81 mm | 4 |
| A208B/40 | 40 mm | 329 mm | 81 mm | 4 |

## A212-

### *MACHINE REAMER*

Ground for H7 couplings. Right-hand cut, left-hand helical cutting edges, cylindrical attachment. They can be used mainly for through holes but thanks to the short mouth it is also possible to bore blind holes.

Box | HSS | 212/B | External

Steel | Aluminum | Non-ferr. alloys | Cast Iron | Oil | Lathe | Mill | Drill press

| Art. | ØH7 | L | l | d h9 | Z |
|---|---|---|---|---|---|
| A212/02.00 | 2 mm | 49 mm | 11 mm | 2 mm | 4 |
| A212/02.50 | 2,5 mm | 57 mm | 14 mm | 2.5 mm | 4 |
| A212/03.00 | 3 mm | 61 mm | 15 mm | 3 mm | 4 |
| A212/03.50 | 3,5 mm | 70 mm | 18 mm | 3,5 mm | 6 |
| A212/04.00 | 4 mm | 75 mm | 19 mm | 4 mm | 6 |
| A212/04.50 | 4,5 mm | 80 mm | 21 mm | 4,5 mm | 6 |
| A212/05.00 | 5 mm | 86 mm | 23 mm | 5 mm | 6 |
| A212/05.50 | 5,5 mm | 93 mm | 26 mm | 5,5 mm | 6 |
| A212/06.00 | 6 mm | 93 mm | 26 mm | 6 mm | 6 |
| A212/06.50 | 6,5 mm | 101 mm | 28 mm | 6,5 mm | 6 |
| A212/07.00 | 7 mm | 109 mm | 31 mm | 7 mm | 6 |
| A212/07.50 | 7,5 mm | 109 mm | 31 mm | 7 mm | 6 |
| A212/08.00 | 8 mm | 117 mm | 33 mm | 8 mm | 6 |
| A212/08.50 | 8,5 mm | 117 mm | 33 mm | 8 mm | 6 |
| A212/09.00 | 9 mm | 125 mm | 36 mm | 9 mm | 6 |
| A212/09.50 | 9,5 mm | 125 mm | 36 mm | 9 mm | 6 |
| A212/10.00 | 10 mm | 133 mm | 38 mm | 10 mm | 6 |
| A212/11.00 | 11 mm | 142 mm | 41 mm | 10 mm | 6 |
| A212/12.00 | 12 mm | 151 mm | 44 mm | 10 mm | 6 |
| A212/13.00 | 13 mm | 151 mm | 44 mm | 10 mm | 6 |
| A212/14.00 | 14 mm | 160 mm | 47 mm | 12 mm | 6 |
| A212/15.00 | 15 mm | 162 mm | 50 mm | 12 mm | 8 |
| A212/16.00 | 16 mm | 170 mm | 52 mm | 12 mm | 8 |



## L018-

### *SOLID CAP SCREW COUNTER BORE BEFORE THREAD GRADE*

For pre-drilled threads.

HSS TiN DIN

Box 373 External Steel

| Art. | Screw | D | d1 | d2 | L1 | L2 | L |
|---|---|---|---|---|---|---|---|
| L018/03 | M3 | 6 mm | 2,5 mm | 5 mm | 4 mm | 14 mm | 71 mm |
| L018/04 | M4 | 8 mm | 3,3 mm | 5 mm | 5 mm | 14 mm | 71 mm |
| L018/05 | M5 | 10 mm | 4,2 mm | 8 mm | 6 mm | 18 mm | 80 mm |
| L018/06 | M6 | 11 mm | 5,0 mm | 8 mm | 7 mm | 18 mm | 80 mm |
| L018/08 | M8 | 15 mm | 6,8 mm | 12,5 mm | 9 mm | 22 mm | 100 mm |
| L018/10 | M10 | 18 mm | 8,5 mm | 12,5 mm | 14 mm | 22 mm | 100 mm |
| L018/12 | M12 | 20 mm | 10,2 mm | 12,5 mm | 14 mm | 22 mm | 100 mm |

## L019-

### *SOLID CAP SCREW COUNTER BORE FINE GRADE*

For through holes for the execution of precision screws or bolts.

HSS TiN DIN

Box 373 External Steel

| Art. | Screw | D | d1 | d2 | L1 | L2 | L |
|---|---|---|---|---|---|---|---|
| L019/03 | M3 | 6 mm | 3,2 mm | 5 mm | 4 mm | 14 mm | 71 mm |
| L019/04 | M4 | 8 mm | 4,3 mm | 5 mm | 5 mm | 14 mm | 71 mm |
| L019/05 | M5 | 10 mm | 5,3 mm | 8 mm | 6 mm | 18 mm | 80 mm |
| L019/06 | M6 | 11 mm | 6,4 mm | 8 mm | 7 mm | 18 mm | 80 mm |
| L019/08 | M8 | 15 mm | 8,4 mm | 12,5 mm | 9 mm | 22 mm | 100 mm |
| L019/10 | M10 | 18 mm | 10,5 mm | 12,5 mm | 14 mm | 22 mm | 100 mm |
| L019/12 | M12 | 20 mm | 13 mm | 12,5 mm | 14 mm | 22 mm | 100 mm |

## L020-

### *COUNTERBORER WITH SOLID PILOT STRAIGHT SHANK MEDIUM TYPE*

For through holes.

HSS TiN DIN

Box 373 External Steel

| Art. | Screw | D | d1 | d2 | L1 | L2 | L |
|---|---|---|---|---|---|---|---|
| L020/03 | M 3 | 6 mm | 3,4 mm | 5 mm | 4 mm | 14 mm | 71 mm |
| L020/04 | M 4 | 8 mm | 4,5 mm | 5 mm | 5 mm | 14 mm | 71 mm |
| L020/05 | M 5 | 10 mm | 5,5 mm | 8 mm | 6 mm | 18 mm | 80 mm |
| L020/06 | M 6 | 11 mm | 6,6 mm | 8 mm | 7 mm | 18 mm | 80 mm |
| L020/08 | M 8 | 15 mm | 9 mm | 12,5 mm | 9 mm | 22 mm | 100 mm |
| L020/10 | M 10 | 18 mm | 11 mm | 12,5 mm | 14 mm | 22 mm | 100 mm |
| L020/12 | M 12 | 20 mm | 13,5 mm | 12,5 mm | 14 mm | 22 mm | 100 mm |

## L018S

### *SOLID CAP SCREW COUNTER BORE SET BEFORE THREAD*

For pre-drilled threads.

6 Pcs Hangable HSS

TiN DIN

373 External

For screws M3, M4, M5, M6, M8, M10

## L019S

### *SOLID CAP SCREW COUNTER BORE SET FINE GRADE*

For through holes for the execution of precision screws or bolts.

6 Pcs Hangable HSS

TiN DIN

373 External

For screws M3, M4, M5, M6, M8, M10

## L020S

### *SOLID CAP SCREW COUNTER BORE SET MEDIUM GRADE*

For through holes.

6 Pcs Hangable HSS

TiN DIN

373 External

For screws M3, M4, M5, M6, M8, M10

## L020

### *7 PCS COUNTERBORER WITH SOLID PILOT STRAIGHT SHANK*

For through holes.

7 Pcs | Hangable | HSS | TiN | DIN 373 | External

| | |
|---|---|
| For screws | M3, M4, M5, M6, M8, M10, M12 |

## S0X

### *90° THREE FLUTES COUNTERSINK*

With ground edges and grooves machined from solid, to perform conical countersinks without vibrations.

HSS | TiN | Box | DIN 335C | 90° | External

| Art. | ø max | Screws M | Stem |
|---|---|---|---|
| S006 | 6,3 mm | 3 | Ø 5 mm |
| S006/A | 6 mm | 3 - DIN 74 AF | Ø 5 mm |
| S008 | 8 mm | 4 - DIN 74 AF | Ø 6 mm |
| S010 | 10,4 mm | 5 | Ø 6 mm |
| S010/A | 10 mm | 5- DIN 74 AF | Ø 6 mm |
| S012 | 12,4 mm | 6 | Ø 8 mm |
| S016 | 16,5 mm | 8 | Ø 10 mm |
| S020 | 20,5 mm | 10 | Ø 10 mm |
| S025 | 25 mm | 12 | Ø 10 mm |
| S028 | 28 mm | 14 | Ø 12 mm |
| S031 | 31 mm | 16 | Ø 12 mm |
| S040 | 40 mm | -- | Ø 15 mm |

## S001

### *90° THREE FLUTES COUNTERSINK SET*

With ground edges and grooves machined from solid, to perform conical countersinks without vibrations.

6 Pcs | Hangable | HSS | TiN | DIN 335C | 90°

| | |
|---|---|
| ø max | 6 - 8 - 10 - 12,4 - 16,5 - 20,5 mm |

## S026-

### *COUNTERSINK WITH HEX SHANK*

To perform conical countersinks without vibrations.

HSS M2 | Box | 90° | Steel | Aluminum | Non-ferr. alloys

| Art. | ø | Total length | Shank dimensions |
|---|---|---|---|
| S026/06 | 6,3 mm | 31 mm | 1/4" HEX x 25 mm |
| S026/08 | 8,3 mm | 31 mm | 1/4" HEX x 25 mm |
| S026/10 | 10,4 mm | 34 mm | 1/4" HEX x 25 mm |
| S026/12 | 12,4 mm | 35 mm | 1/4" HEX x 25 mm |
| S026/16 | 16,5 mm | 40 mm | 1/4" HEX x 25 mm |
| S026/20 | 20,5 mm | 41 mm | 1/4" HEX x 25 mm |

## S026/06-20S

### *COUNTERSINK SET WITH HEX SHANK*

To perform conical countersinks without vibrations.

6 Pcs | Hangable | HSS M2 | 90°

| | |
|---|---|
| Sizes | 6,3 - 8,3 - 10,4 - 12,4 - 16,5 - 20,5 mm |
| Shank dimensions | 1/4" HEX x 25 mm |

## S026/06-20SM

### *COUNTERSINK SET WITH HEX SHANK*

To perform conical countersinks without vibrations. With handle and magnetic extension.

8 Pcs | Hangable | HSS M2 | 90°

| | |
|---|---|
| Sizes | 6,3 - 8,3 - 10,4 - 12,4 - 16,5 - 20,5 mm |
| Shank dimensions | 1/4" HEX x 25 mm |

## S1-

### *60° THREE FLUTES COUNTERSINK*

With ground edges and grooves machined from solid, to perform conical countersinks without vibrations.

HSS TiN

Box · DIN 334C · 60° · External · Steel

| Art. | ø max | Length | Stem |
|---|---|---|---|
| S1/06 | 6.3 mm | 45 mm | 5 mm |
| S1/08 | 8 mm | 50 mm | 6 mm |
| S1/10 | 10 mm | 53 mm | 6 mm |
| S1/12 | 12,5 mm | 56 mm | 8 mm |
| S1/16 | 16 mm | 63 mm | 10 mm |
| S1/20 | 20 mm | 67 mm | 10 mm |
| S1/25 | 25 mm | 71 mm | 10 mm |

## S001/60

### *60° THREE FLUTES COUNTERSINK SET*

With ground edges and grooves machined from solid, to perform conical countersinks without vibrations.

6 Pcs · Hangable · HSS · TiN · DIN 334C · 60°

| | |
|---|---|
| ø max | 6-8-10-12,5-16-20mm |

## A014-

### *TAPER DRILL*

With cilindrical shank.

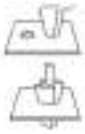

HSS M2 TiN

Box · Steel · Aluminum · Non-ferr. alloys

| Art. | ø | Total length |
|---|---|---|
| A014/03-14 | 3 - 14 mm | 58 mm |
| A014/03-22 | 6 - 20 mm | 63 mm |
| A014/03-31 | 16 - 30,5 mm | 72 mm |
| A014/06-20 | 26 - 40 mm | 86 mm |
| A014/16-30 | 36 - 50 mm | 89 mm |
| A014/26-40 | 40 - 61 mm | 94 mm |
| A014/36-50 | 3 - 31 mm | 104 mm |
| A014/40-61 | 3 - 22,5 mm | 76 mm |

## A014/03-30S

### *TAPER DRILLS SET*

With cilindrical shank.

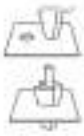

3 Pcs · Hangable · HSS M2 · TiN

| | |
|---|---|
| Sizes | 3 ÷ 14 - 6 ÷ 20 - 16 ÷ 30,5 mm |

## F639

### *STEP DRILL BITS*

For creating and enlarging holes in sheet metal.

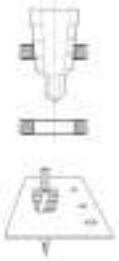

HSS TiN

Box · Steel · Aluminum · Non-ferr. alloys

| | |
|---|---|
| Stem | 10 mm |
| ø | 6 ÷ 39 (6-9-12-15-18-21-24-27-30-33-36-39) mm |

## F430

### *STEP DRILL BITS SET*

For creating and enlarging holes in sheet metal.

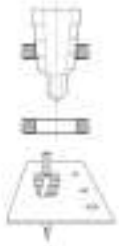

3 Pcs · Hangable · HSS · TiN

| | |
|---|---|
| Stem | 6 - 8 - 10 mm |
| ø | 4 ÷ 12 - 6 ÷ 20 - 6 ÷ 30 mm |

## F23X

### *STEP DRILL BITS*

For creating and enlarging holes in sheet metal, with interchangeable point.

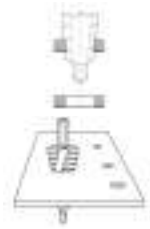

HSS TiN

Box · Steel · Aluminum · Non-ferr. alloys

| Art. | Stem | ø |
|---|---|---|
| F232 | 10 mm | 2,5 ÷ 32 (2,5-6,3-11,2-14,5-18,2-22,3-27,9-32) mm |
| F238 | 10 mm | 2,5 ÷ 38 (2,5-6,3-13-16-19-21-23-26-29-32-35-38) mm |

## F025

### *SPARE PART POINT*

Suitable with F232 F238.

HSS

Box

| | |
|---|---|
| Stem | 4 mm |
| Spare part point | Ø 2,5 mm |

## P037-

### *MILLING DRILLS*

For drilling and milling of thin materials.

HSS TiN

Hangable · Steel · Aluminum · Non-ferr. alloys

| Art. | ø | Stem | Total length |
|---|---|---|---|
| P037/6 | 6 mm | 6 mm | 90 mm |
| P037/8 | 8 mm | 8 mm | 90 mm |

## P036-

### *SPOT DRILLS*

To remove welding spots and to drill metal sheets in general.

HSS CO 5% DIN

Hangable · 1897/N · Steel · Emulsion · Mill

| Art. | ø | Total length |
|---|---|---|
| P036/06 | 6 mm | 66 mm |
| P036/07 | 7 mm | 74 mm |
| P036/08 | 8 mm | 79 mm |
| P036/10 | 10 mm | 89 mm |

## F001/10

### *SET FRONTAL ROUGHING END MILLS*

Regular length, center cutting, weldon shank.

HSS TiN DIN

10 Pcs · Wooden Box · 844/B · External

| | |
|---|---|
| Mill | Ø 6 - 8 - 10 - 12 - 14 - 16 - 18 - 20 - 22 - 25 mm |
| Stem | Ø 6 - 10 - 10 - 12 - 12 - 16 - 16 - 20 - 20 - 25 mm |

## F001/20

### *SET END MILLS*

Two and four flute, regular length, weldon shank, center cutting.

HSS TiN DIN

20 Pcs · Wooden Box · 844/B - 327/D · External

| | |
|---|---|
| 2 Flute mill | Ø 3 - 4 - 5 - 6 - 8 - 10 - 12 - 14 - 18 - 20 mm |
| Stem | Ø 6 - 6 - 6 - 6 - 10 - 10 - 12 - 12 -16 - 20 mm |
| 4 Flute mill | Ø 3 - 4 - 5 - 6 - 8 - 10 - 12 - 14 - 18 - 20 mm |
| Stem | Ø 6 - 6 - 6 - 6 - 10 - 10 - 12 - 12 - 16 - 20 mm |

## F005-

### *2 FLUTE STRAIGHT SHANK END MILL*

For finish, cylindrical shank, weldon connection, normal series.

| Art. | D | d | l | Z | L |
|---|---|---|---|---|---|
| F005/03 | 3 mm | 6 mm | 5 mm | 2 | 49 mm |
| F005/04 | 4 mm | 6 mm | 7 mm | 2 | 51 mm |
| F005/05 | 5 mm | 6 mm | 8 mm | 2 | 52 mm |
| F005/06 | 6 mm | 6 mm | 8 mm | 2 | 52 mm |
| F005/08 | 8 mm | 10 mm | 11 mm | 2 | 61 mm |
| F005/10 | 10 mm | 10 mm | 13 mm | 2 | 63 mm |
| F005/12 | 12 mm | 12 mm | 16 mm | 2 | 73 mm |
| F005/14 | 14 mm | 12 mm | 16 mm | 2 | 73 mm |
| F005/16 | 16 mm | 16 mm | 19 mm | 2 | 79 mm |
| F005/18 | 18 mm | 16 mm | 19 mm | 2 | 79 mm |
| F005/20 | 20 mm | 20 mm | 22 mm | 2 | 88 mm |
| F005/22 | 22 mm | 20 mm | 22 mm | 2 | 88 mm |
| F005/24 | 24 mm | 20 mm | 26 mm | 2 | 92 mm |
| F005/25 | 25 mm | 20 mm | 26 mm | 2 | 92 mm |

Box | HSS | TiN | DIN 327/D | External | Steel | Aluminum | Non-ferr. alloys | Cast Iron

## F006-

### *4 FLUTE STRAIGHT SHANK END MILL*

For finish, cylindrical shank, weldon connection, normal series.

| Art. | D | d | l | Z | L |
|---|---|---|---|---|---|
| F006/03 | 3 mm | 6 mm | 8 mm | 4 | 52 mm |
| F006/04 | 4 mm | 6 mm | 11 mm | 4 | 55 mm |
| F006/05 | 5 mm | 6 mm | 13 mm | 4 | 57 mm |
| F006/06 | 6 mm | 6 mm | 13 mm | 4 | 57 mm |
| F006/08 | 8 mm | 10 mm | 19 mm | 4 | 69 mm |
| F006/10 | 10 mm | 10 mm | 22 mm | 4 | 72 mm |
| F006/12 | 12 mm | 12 mm | 26 mm | 4 | 83 mm |
| F006/14 | 14 mm | 12 mm | 26 mm | 4 | 83 mm |
| F006/16 | 16 mm | 16 mm | 32 mm | 4 | 92 mm |
| F006/18 | 18 mm | 16 mm | 32 mm | 4 | 92 mm |
| F006/20 | 20 mm | 20 mm | 38 mm | 4 | 104 mm |

Box | HSS | TiN | DIN 844 | External | Steel | Aluminum | Non-ferr. alloys | Cast Iron

## F007-

### *4 FLUTE STRAIGHT SHANK ROUGHING END MILL*

Regular length weldon shank center cutting.

| Art. | D | d | l | Z | L |
|---|---|---|---|---|---|
| F007/06 | 6 mm | 6 mm | 13 mm | 4 | 57 mm |
| F007/07 | 7 mm | 10 mm | 16 mm | 4 | 66 mm |
| F007/08 | 8 mm | 10 mm | 19 mm | 4 | 69 mm |
| F007/09 | 9 mm | 10 mm | 19 mm | 4 | 69 mm |
| F007/10 | 10 mm | 10 mm | 22 mm | 4 | 72 mm |
| F007/11 | 11 mm | 12 mm | 22 mm | 4 | 76 mm |
| F007/12 | 12 mm | 12 mm | 26 mm | 4 | 83 mm |
| F007/13 | 13 mm | 12 mm | 26 mm | 4 | 83 mm |
| F007/14 | 14 mm | 12 mm | 26 mm | 4 | 83 mm |
| F007/15 | 15 mm | 12 mm | 26 mm | 4 | 83 mm |
| F007/16 | 16 mm | 16 mm | 32 mm | 4 | 92 mm |
| F007/18 | 18 mm | 16 mm | 32 mm | 4 | 92 mm |
| F007/20 | 20 mm | 20 mm | 38 mm | 4 | 104 mm |
| F007/22 | 22 mm | 20 mm | 38 mm | 4 | 104 mm |
| F007/25 | 25 mm | 25 mm | 45 mm | 4 | 121 mm |

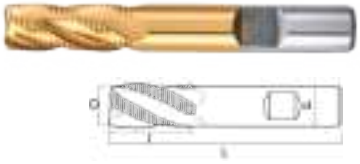


Box | HSS | TiN | DIN 844/B | External | Steel | Aluminum | Non-ferr. alloys | Cast Iron

# HARD METAL ROTARY MILLING MACHINES

| Cut type | Representation | Description |
|---|---|---|
| Standard Cut | | Suitable for cutting steel, hardened steel, cast iron, weld seams and metal materials in general. |
| Cross cut |  | Suitable for treated steel, stainless steel, metal materials in general. Thanks to this type of cut, vibrations are considerably reduced. |
| Aluminium cutting | | Suitable for aluminium, magnesium, plastics and hard rubber. |

# TYPOLOGIES OF SHAPES AND THEIR USE

Cylindrical without frontal cut



Cylindrical with frontal cut



Spoked head cylinder



Spherical

Oval



Ogive with rounded tip



Ogive

With spoked lance

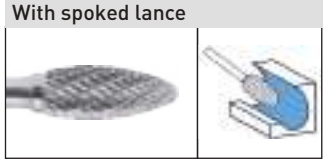

Spoked tip conical

Conical pointed



Conical Trunk



90° conical



60° conical



## AXSC

### *CYLINDRICAL ROTARY CUTTERS WITHOUT FACE CUT*

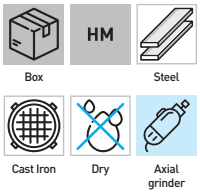


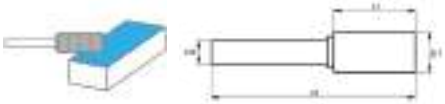

| Art. | D1 | L1 | D2 | L2 |
|---|---|---|---|---|
| A02SC3 | Ø 2 mm | 10 mm | 3 mm | 38 mm |
| A06SC6 | Ø 6 mm | 16 mm | 6 mm | 61 mm |
| A08SC6 | Ø 8 mm | 20 mm | 6 mm | 65 mm |
| A10SC6 | Ø 10 mm | 20 mm | 6 mm | 65 mm |
| A12SC6 | Ø 12 mm | 25 mm | 6 mm | 70 mm |
| A16SC6 | Ø 16 mm | 25 mm | 6 mm | 70 mm |

## AXDC

### *ROTARY BURRS*

Diamond cut

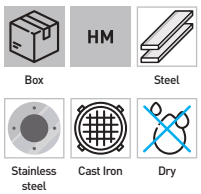


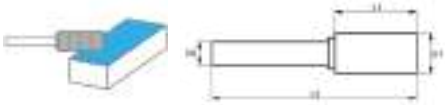

| Art. | D1 | L1 | D2 | L2 |
|---|---|---|---|---|
| A02DC3 | Ø 2 mm | 10 mm | 3 mm | 38 mm |
| A06DC6 | Ø 6 mm | 16 mm | 6 mm | 61 mm |
| A08DC6 | Ø 8 mm | 20 mm | 6 mm | 65 mm |
| A10DC6 | Ø 10 mm | 20 mm | 6 mm | 65 mm |
| A12DC6 | Ø 12 mm | 25 mm | 6 mm | 70 mm |
| A16DC6 | Ø 16 mm | 25 mm | 6 mm | 70 mm |

## A12AL6

### *ROTARY BURRS FOR ALUMINIUM*

HM

Box, Aluminum, Non-ferr. alloys, Plastic, Plexiglass

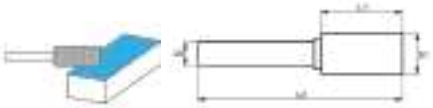

| | | | |
|---|---|---|---|
| D1 | Ø 12 mm | D2 | 6 mm |
| L1 | 25 mm | L2 | 70 mm |

## BXSC

### *SINGLE CUT ROTARY BURRS*

HM

Box, Steel, Stainless steel, Cast Iron, Dry

| Art. | D1 | L1 | D2 | L2 |
|---|---|---|---|---|
| B02SC3 | Ø 2 mm | 10 mm | 3 mm | 38 mm |
| B03SC3 | Ø 3 mm | 13 mm | 3 mm | 38 mm |
| B04SC3 | Ø 4 mm | 13 mm | 3 mm | 41 mm |
| B04SC6 | Ø 4 mm | 13 mm | 6 mm | 58 mm |
| B06SC6 | Ø 6 mm | 16 mm | 6 mm | 61 mm |
| B08SC6 | Ø 8 mm | 20 mm | 6 mm | 65 mm |
| B10SC6 | Ø 10 mm | 20 mm | 6 mm | 65 mm |
| B12SC6 | Ø 12 mm | 25 mm | 6 mm | 70 mm |
| B16SC6 | Ø 16 mm | 25 mm | 6 mm | 70 mm |

## BXDC

### *DIAMOND CUT ROTARY BURRS*

HM

Box, Steel, Stainless steel, Cast Iron, Dry

| Art. | D1 | L1 | D2 | L2 |
|---|---|---|---|---|
| B02DC3 | Ø 2 mm | 10 mm | 3 mm | 38 mm |
| B03DC3 | Ø 3 mm | 13 mm | 3 mm | 38 mm |
| B04DC3 | Ø 4 mm | 13 mm | 3 mm | 41 mm |
| B04DC6 | Ø 4 mm | 13 mm | 6 mm | 58 mm |
| B06DC6 | Ø 6 mm | 16 mm | 6 mm | 61 mm |
| B08DC6 | Ø 8 mm | 20 mm | 6 mm | 65 mm |
| B10DC6 | Ø 10 mm | 20 mm | 6 mm | 65 mm |
| B12DC6 | Ø 12 mm | 25 mm | 6 mm | 70 mm |
| B16DC6 | Ø 16 mm | 25 mm | 6 mm | 70 mm |
| B19DC6 | Ø 19 mm | 25 mm | 6 mm | 70 mm |
| B22DC6 | Ø 22 mm | 25 mm | 6 mm | 70 mm |
| B25DC6 | Ø 25 mm | 25 mm | 6 mm | 70 mm |

## BXAL

### *ROTARY BURRS FOR ALUMINIUM*

HM

Box, Aluminum, Non-ferr. alloys, Plastic, Plexiglass

| Art. | D1 | L1 | D2 | L2 |
|---|---|---|---|---|
| B06AL6 | Ø 6 mm | 16 mm | 6 mm | 61 mm |
| B08AL6 | Ø 8 mm | 20 mm | 6 mm | 65 mm |
| B10AL6 | Ø 10 mm | 20 mm | 6 mm | 65 mm |
| B12AL6 | Ø 12 mm | 25 mm | 6 mm | 70 mm |

## BXSCXL

### *SINGLE CUT LONG ROTARY BURRS*

HM

Box, Steel, Cast Iron, Dry, Axial grinder

| Art. | D1 | L1 | D2 | L2 |
|---|---|---|---|---|
| B02SC3L | Ø 2 mm | 10 mm | 3 mm | 65 mm |
| B03SC3L | Ø 3 mm | 13 mm | 3 mm | 65 mm |
| B08SC6L | Ø 8 mm | 20 mm | 6 mm | 120 mm |
| B10SC6L | Ø 10 mm | 20 mm | 6 mm | 120 mm |
| B12SC6L | Ø 12 mm | 25 mm | 6 mm | 120 mm |

## BXDCXL

### *CARBIDE ROTARY BURRS*

HM

Box, Steel, Stainless steel, Cast Iron, Dry

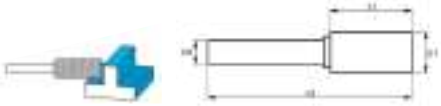

| Art. | D1 | L1 | D2 | L2 |
|---|---|---|---|---|
| B02DC3L | Ø 2 mm | 10 mm | 3 mm | 65 mm |
| B03DC3L | Ø 3 mm | 13 mm | 3 mm | 65 mm |
| B08DC6L | Ø 8 mm | 20 mm | 6 mm | 120 mm |
| B10DC6L | Ø 10 mm | 20 mm | 6 mm | 120 mm |
| B12DC6L | Ø 12 mm | 25 mm | 6 mm | 120 mm |

## CXSC

### *SINGLE CUT ROTARY BURRS*

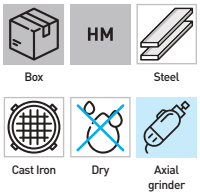


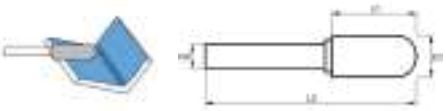

| Art. | D1 | L1 | D2 | L2 |
|---|---|---|---|---|
| C02SC3 | Ø 2 mm | 10 mm | 3 mm | 38 mm |
| C03SC3 | Ø 3 mm | 13 mm | 3 mm | 38 mm |
| C04SC3 | Ø 4 mm | 13 mm | 3 mm | 58 mm |
| C04SC6 | Ø 4 mm | 13 mm | 6 mm | 58 mm |
| C06SC6 | Ø 6 mm | 16 mm | 6 mm | 61 mm |
| C08SC6 | Ø 8 mm | 20 mm | 6 mm | 65 mm |
| C10SC6 | Ø 10 mm | 20 mm | 6 mm | 65 mm |
| C12SC6 | Ø 12 mm | 25 mm | 6 mm | 70 mm |
| C16SC6 | Ø 16 mm | 25 mm | 6 mm | 70 mm |

## CXDC

### *DIAMOND CUT ROTARY BURRS*

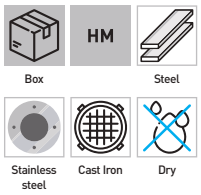


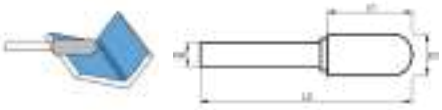

| Art. | D1 | L1 | D2 | L2 |
|---|---|---|---|---|
| C02DC3 | Ø 2 mm | 10 mm | 3 mm | 38 mm |
| C03DC3 | Ø 3 mm | 13 mm | 3 mm | 38 mm |
| C04DC3 | Ø 4 mm | 13 mm | 3 mm | 38 mm |
| C04DC6 | Ø 4 mm | 13 mm | 6 mm | 38 mm |
| C06DC6 | Ø 6 mm | 16 mm | 6 mm | 61 mm |
| C08DC6 | Ø 8 mm | 20 mm | 6 mm | 65 mm |
| C10DC6 | Ø 10 mm | 20 mm | 6 mm | 65 mm |
| C12DC6 | Ø 12 mm | 25 mm | 6 mm | 70 mm |
| C16DC6 | Ø 16 mm | 25 mm | 6 mm | 70 mm |
| C19DC6 | Ø 19 mm | 25 mm | 6 mm | 70 mm |
| C22DC6 | Ø 22 mm | 25 mm | 6 mm | 70 mm |
| C25DC6 | Ø 25 mm | 25 mm | 6 mm | 70 mm |

## CXAL

### *ROTARY BURRS FOR ALUMINIUM*

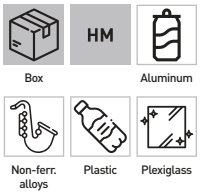


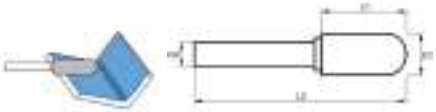

| Art. | D1 | L1 | D2 | L2 |
|---|---|---|---|---|
| C06AL6 | Ø 6 mm | 16 mm | 6 mm | 61 mm |
| C08AL6 | Ø 8 mm | 20 mm | 6 mm | 65 mm |
| C10AL6 | Ø 10 mm | 20 mm | 6 mm | 65 mm |
| C12AL6 | Ø 12 mm | 25 mm | 6 mm | 70 mm |

## DXSC

### *SINGLE CUT ROTARY BURRS*

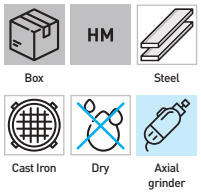


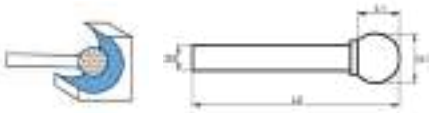

| Art. | D1 | L1 | D2 | L2 |
|---|---|---|---|---|
| D03SC3 | Ø 3 mm | 2,7 mm | 3 mm | 38 mm |
| D04SC6 | Ø 4 mm | 3,6 mm | 6 mm | 38 mm |
| D06SC6 | Ø 6 mm | 5,4 mm | 6 mm | 50 mm |
| D08SC6 | Ø 8 mm | 7,2 mm | 6 mm | 52 mm |
| D10SC6 | Ø 10 mm | 9 mm | 6 mm | 54 mm |
| D12SC6 | Ø 12 mm | 10,8 mm | 6 mm | 56 mm |
| D16SC6 | Ø 16 mm | 14,4 mm | 6 mm | 60 mm |

## DXDC

### *DIAMOND CUT ROTARY BURRS*

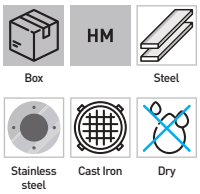


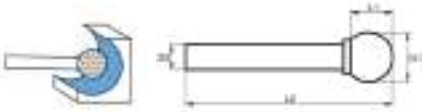

| Art. | D1 | L1 | D2 | L2 |
|---|---|---|---|---|
| D03DC3 | Ø 3 mm | 2,7 mm | 3 mm | 38 mm |
| D04DC6 | Ø 4 mm | 3,6 mm | 6 mm | 38 mm |
| D06DC6 | Ø 6 mm | 5,4 mm | 6 mm | 50 mm |
| D08DC6 | Ø 8 mm | 7,2 mm | 6 mm | 52 mm |
| D10DC6 | Ø 10 mm | 9 mm | 6 mm | 54 mm |
| D12DC6 | Ø 12 mm | 10,8 mm | 6 mm | 56 mm |
| D16DC6 | Ø 16 mm | 14,4 mm | 6 mm | 60 mm |
| D19DC6 | Ø 19 mm | 17,4 mm | 6 mm | 64 mm |

## DXAL

### *ROTARY BURRS FOR ALUMINIUM*

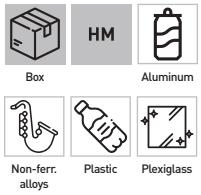


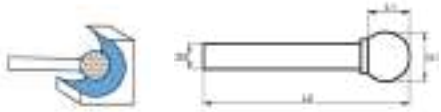

| Art. | D1 | L1 | D2 | L2 |
|---|---|---|---|---|
| D06AL6 | Ø 6 mm | 5,4 mm | 6 mm | 50 mm |
| D08AL6 | Ø 8 mm | 7,2 mm | 6 mm | 52 mm |
| D10AL6 | Ø 10 mm | 9 mm | 6 mm | 54 mm |

## EXSC

### *SINGLE CUT ROTARY BURRS*

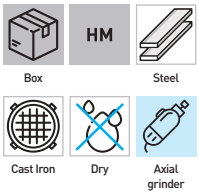

| Art. | D1 | L1 | D2 | L2 |
|---|---|---|---|---|
| E08SC6 | Ø 8 mm | 13 mm | 6 mm | 58 mm |
| E10SC6 | Ø 10 mm | 16 mm | 6 mm | 61 mm |
| E12SC6 | Ø 12 mm | 20 mm | 6 mm | 65 mm |
| E16SC6 | Ø 16 mm | 25 mm | 6 mm | 70 mm |

## EXDC

### *DIAMOND CUT ROTARY BURRS*

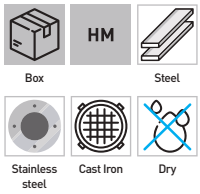

| Art. | D1 | L1 | D2 | L2 |
|---|---|---|---|---|
| E08DC6 | Ø 8 mm | 13 mm | 6 mm | 58 mm |
| E10DC6 | Ø 10 mm | 16 mm | 6 mm | 61 mm |
| E12DC6 | Ø 12 mm | 20 mm | 6 mm | 65 mm |
| E16DC6 | Ø 16 mm | 25 mm | 6 mm | 70 mm |

## EXAL

### *ROTARY BURRS FOR ALUMINIUM*

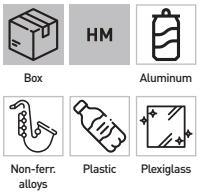

| Art. | D1 | L1 | D2 | L2 |
|---|---|---|---|---|
| E10AL6 | 10 mm | 16 mm | 6 mm | 61 mm |
| E12AL6 | 12 mm | 20 mm | 6 mm | 65 mm |

## FXSC

### *SINGLE CUT ROTARY BURRS*

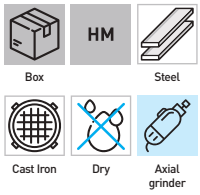

| Art. | D1 | D2 | L1 | L2 |
|---|---|---|---|---|
| F03SC3 | Ø 3 mm | 13 mm | 3 mm | 38 mm |
| F06SC6 | Ø 6 mm | 18 mm | 6 mm | 63 mm |
| F08SC6 | Ø 8 mm | 20 mm | 6 mm | 65 mm |
| F10SC6 | Ø 10 mm | 20 mm | 6 mm | 65 mm |
| F12SC6 | Ø 12 mm | 25 mm | 6 mm | 70 mm |

## FXDC

### *DIAMOND CUT ROTARY BURRS*

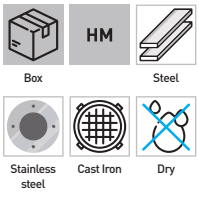


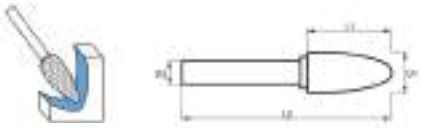

| Art. | D1 | D2 | L1 | L2 |
|---|---|---|---|---|
| F03DC3 | Ø 3 mm | 13 mm | 3 mm | 38 mm |
| F06DC6 | Ø 6 mm | 18 mm | 6 mm | 63 mm |
| F08DC6 | Ø 8 mm | 20 mm | 6 mm | 65 mm |
| F10DC6 | Ø 10 mm | 20 mm | 6 mm | 65 mm |
| F12DC6 | Ø 12 mm | 25 mm | 6 mm | 70 mm |
| F16DC6 | Ø 16 mm | 25 mm | 6 mm | 70 mm |
| F19DC6 | Ø 19 mm | 25 mm | 6 mm | 70 mm |

## FXAL

### *ROTARY BURRS FOR ALUMINIUM*

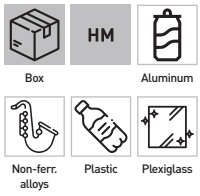


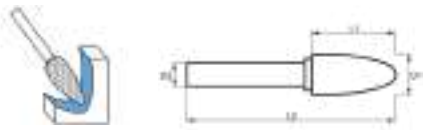

| Art. | D1 | L1 | D2 | L2 |
|---|---|---|---|---|
| F10AL6 | Ø 10 mm | 20 mm | 6 mm | 65 mm |
| F12AL6 | Ø 12 mm | 25 mm | 6 mm | 70 mm |

## GXSC

### *SINGLE CUT ROTARY BURRS*

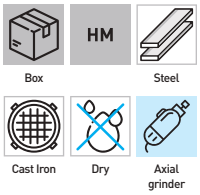

| Art. | D1 | L1 | D2 | L2 |
|---|---|---|---|---|
| G03SC3 | Ø 3 mm | 13 mm | 3 mm | 38 mm |
| G06SC6 | Ø 6 mm | 18 mm | 6 mm | 65 mm |
| G10SC6 | Ø 10 mm | 20 mm | 6 mm | 65 mm |
| G12SC6 | Ø 12 mm | 25 mm | 6 mm | 70 mm |

## GXDC

### *DIAMOND CUT ROTARY BURRS*

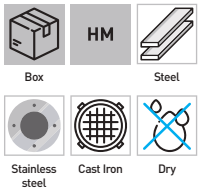

| Art. | D1 | L1 | D2 | L2 |
|---|---|---|---|---|
| G03DC3 | Ø 3 mm | 13 mm | 3 mm | 38 mm |
| G06DC6 | Ø 6 mm | 18 mm | 6 mm | 65 mm |
| G10DC6 | Ø 10 mm | 20 mm | 6 mm | 65 mm |
| G12DC6 | Ø 12 mm | 25 mm | 6 mm | 70 mm |
| G16DC6 | Ø 16 mm | 25 mm | 6 mm | 70 mm |
| G19DC6 | Ø 19 mm | 25 mm | 6 mm | 70 mm |

## GXAL

### *ROTARY BURRS FOR ALUMINIUM*

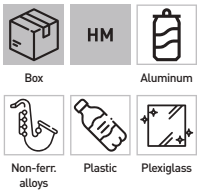


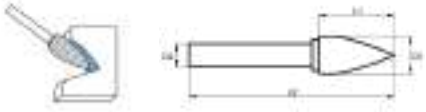

| Art. | D1 | L1 | D2 | L2 |
|---|---|---|---|---|
| G10AL6 | Ø 10 mm | 20 mm | 6 mm | 65 mm |
| G12AL6 | Ø 12 mm | 25 mm | 6 mm | 70 mm |

## HXSC

### *SINGLE CUT ROTARY BURRS*

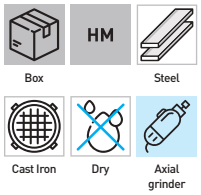


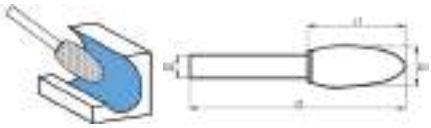

| Art. | D1 | L1 | D2 | L2 |
|---|---|---|---|---|
| H08SC6 | Ø 8 mm | 20 mm | 6 mm | 65 mm |
| H10SC6 | Ø 10 mm | 25 mm | 6 mm | 70 mm |
| H12SC6 | Ø 12 mm | 32 mm | 6 mm | 77 mm |

## HXDC

### *DIAMOND CUT ROTARY BURRS*

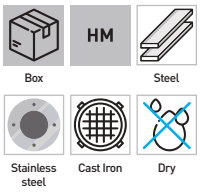


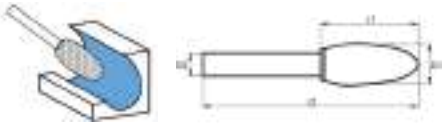

| Art. | D1 | D2 | L1 | L2 |
|---|---|---|---|---|
| H06DC6 | Ø 6 mm | 6 mm | 16 mm | 61 mm |
| H08DC6 | Ø 8 mm | 6 mm | 20 mm | 65 mm |
| H10DC6 | Ø 10 mm | 6 mm | 25 mm | 70 mm |
| H12DC6 | Ø 12 mm | 6 mm | 32 mm | 77 mm |

## HXAL

### *ROTARY BURRS FOR ALUMINIUM*

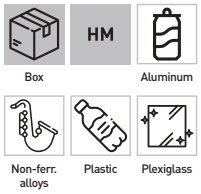


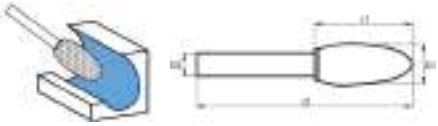

| Art. | D1 | D2 | L1 | L2 |
|---|---|---|---|---|
| H08AL6 | Ø 8 mm | 6 mm | 20 mm | 65 mm |
| H10AL6 | Ø 10 mm | 6 mm | 25 mm | 70 mm |
| H12AL6 | Ø 12 mm | 6 mm | 32 mm | 77 mm |

## LXSC

### *SINGLE CUT ROTARY BURRS*

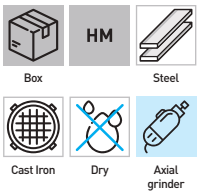

| Art. | D1 | L1 | D2 | L2 |
|---|---|---|---|---|
| L03SC3 | Ø 3 mm | 13 mm | 3 mm | 38 mm |
| L06SC6 | Ø 6 mm | 16 mm | 6 mm | 61 mm |

## LXDC

### *DIAMOND CUT ROTARY BURRS*

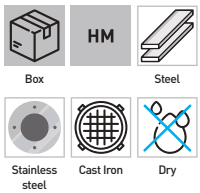


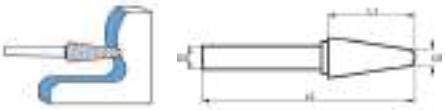

| Art. | D1 | L1 | D2 | L2 |
|---|---|---|---|---|
| L03DC3 | Ø 3 mm | 13 mm | 3 mm | 38 mm |
| L06DC6 | Ø 6 mm | 16 mm | 6 mm | 61 mm |
| L08DC6 | Ø 8 mm | 22 mm | 6 mm | 65 mm |
| L10DC6 | Ø 10 mm | 25 mm | 6 mm | 70 mm |
| L12DC6 | Ø 12 mm | 25 mm | 6 mm | 70 mm |

## L10AL6

### *ROTARY BURRS FOR ALUMINIUM*

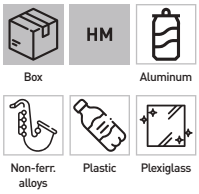

| | |
|---|---|
| D1 | Ø 10 mm |
| L1 | 25 mm |
| D2 | 6 mm |
| L2 | 70 mm |

## MXSC

### *SINGLE CUT ROTARY BURRS*

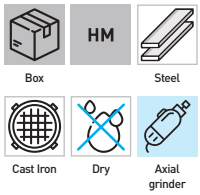


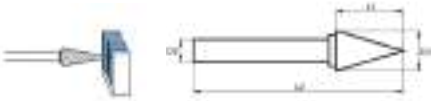

| Art. | D1 | L1 | D2 | L2 |
|---|---|---|---|---|
| M08SC6 | Ø 8 mm | 20 mm | 6 mm | 65 mm |
| M10SC6 | Ø 10 mm | 20 mm | 6 mm | 65 mm |
| M12SC6 | Ø 12 mm | 25 mm | 6 mm | 70 mm |

## MXDC

### *DIAMOND CUT ROTARY BURRS*

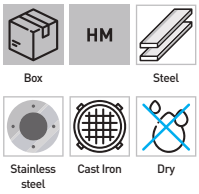


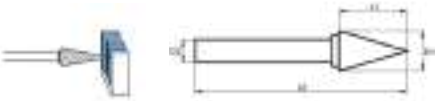

| Art. | D1 | L1 | D2 | L2 |
|---|---|---|---|---|
| M03DC3 | Ø 3 mm | 11 mm | 3 mm | 38 mm |
| M03DC6 | Ø 3 mm | 11 mm | 6 mm | 38 mm |
| M06DC6 | Ø 6 mm | 18 mm | 6 mm | 60 mm |
| M08DC6 | Ø 8 mm | 20 mm | 6 mm | 65 mm |
| M10DC6 | Ø 10 mm | 20 mm | 6 mm | 65 mm |
| M12DC6 | Ø 12 mm | 25 mm | 6 mm | 70 mm |
| M16DC6 | Ø 16 mm | 25 mm | 6 mm | 70 mm |

## M10AL6

### *ROTARY BURRS FOR ALUMINIUM*

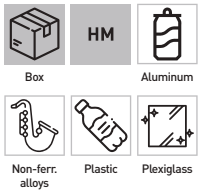


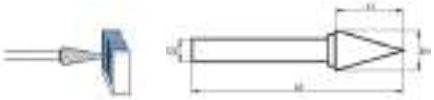

| | |
|---|---|
| D1 | Ø 10 mm |
| L1 | 20 mm |
| D2 | 6 mm |
| L2 | 65 mm |

## NXSC

### *SINGLE CUT ROTARY BURRS*

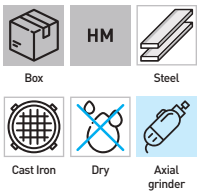


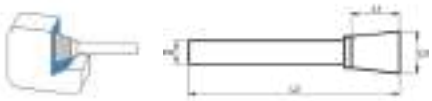

| Art. | D1 | L1 | D2 | L2 |
|---|---|---|---|---|
| N12SC6 | Ø 12 mm | 13 mm | 6 mm | 58 mm |
| N16SC6 | Ø 16 mm | 16 mm | 6 mm | 58 mm |

## N12DC6

### *DIAMOND CUT ROTARY BURRS*

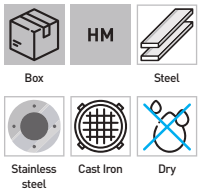


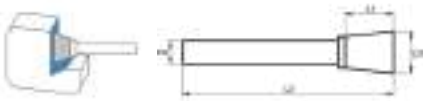

| | | | |
|---|---|---|---|
| D1 | Ø 12 mm | D2 | 6 mm |
| L1 | 13 mm | L2 | 58 mm |

## JXSC

### *SINGLE CUT ROTARY BURRS*

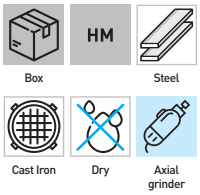


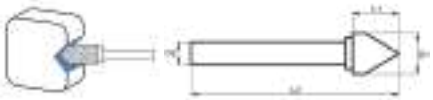

| Art. | D1 | L1 | D2 | L2 |
|---|---|---|---|---|
| J03SC3 | Ø 3 mm | 2,5 mm | 3 mm | 38 mm |
| J06SC6 | Ø 6 mm | 5,2 mm | 6 mm | 54 mm |
| J10SC6 | Ø 10 mm | 8 mm | 6 mm | 58 mm |
| J16SC6 | Ø 16 mm | 13 mm | 6 mm | 62 mm |

## JXDC

### *DIAMOND CUT ROTARY BURRS*

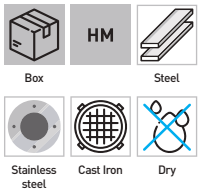


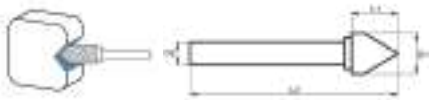

| Art. | D1 | L1 | D2 | L2 |
|---|---|---|---|---|
| J03DC3 | Ø 3 mm | 2,5 mm | 3 mm | 38 mm |
| J06DC6 | Ø 6 mm | 5,2 mm | 6 mm | 54 mm |
| J10DC6 | Ø 10 mm | 8 mm | 6 mm | 58 mm |
| J16DC6 | Ø 16 mm | 13 mm | 6 mm | 62 mm |

## KXSC

### *SINGLE CUT ROTARY BURRS*

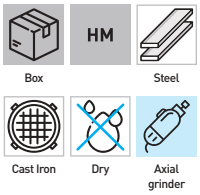


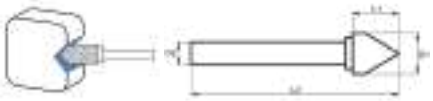

| Art. | D1 | L1 | D2 | L2 |
|---|---|---|---|---|
| K10SC6 | Ø 10 mm | 5 mm | 6 mm | 54 mm |
| K16SC6 | Ø 16 mm | 8 mm | 6 mm | 58 mm |

## KXDC

### *DIAMOND CUT ROTARY BURRS*

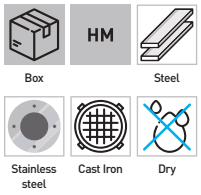

| Art. | D1 | L1 | D2 | L2 |
|---|---|---|---|---|
| K10DC6 | Ø 10 mm | 5 mm | 6 mm | 54 mm |
| K16DC6 | Ø 16 mm | 8 mm | 6 mm | 58 mm |

## F008DC

### *HARD METAL ROTARY BURR SET*

With diamond cut.

5 Pcs | Box | HM

| | |
|---|---|
| **Sizes** | 10 x 20 mm |
| **Type** | B, C, D, G, M |
| **Stem** | 6 mm |

## F008SC

### *HARD METAL ROTARY BURR SET*

With single cut.

5 Pcs | Box | HM

| | |
|---|---|
| **Sizes** | 10 x 20 mm |
| **Type** | B, C, D, G, M |
| **Stem** | 6 mm |

## F008-

### *CARBIDE ROTARY FILE SET*

Cross cut.

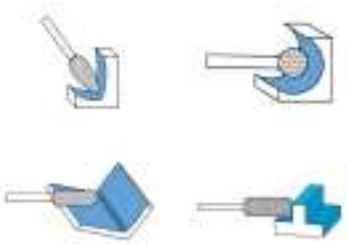

8 Pcs | Box | HM | Steel | Stainless steel | Cast Iron | Dry | Axial grinder

| Art. | Stem |
|---|---|
| F008/3 | Ø 3 mm |
| F008/6 | Ø 6 mm |

## C003-

### *DISC TYPE GEAR SHAPER CUTTER*

Nominal ø 100 mm hole 44,45 mm 20° angle pressure class A.

Box | HSS | TiN | 1829 | External | Steel | Aluminum | Non-ferr. alloys | Oil

| Art. | Module | ø max | ø d0 | Height b1 | Teeth |
|---|---|---|---|---|---|
| C003/1 | 1,00 | 102 mm | 100 mm | 16 mm | 100 |
| C003/1.25 | 1,25 | 105 mm | 100 mm | 16 mm | 80 |
| C003/1.50 | 1,50 | 107 mm | 102 mm | 18 mm | 68 |
| C003/1.75 | 1,75 | 107,4 mm | 101,5 mm | 20 mm | 58 |
| C003/2 | 2,00 | 107,31 mm | 100 mm | 20 mm | 50 |
| C003/2.25 | 2,25 | 109,29 mm | 101,25 mm | 20 mm | 45 |
| C003/2.50 | 2,50 | 108,46 mm | 100 mm | 20 mm | 40 |
| C003/2.75 | 2,75 | 108,36 mm | 99 mm | 24 mm | 36 |
| C003/3 | 3,00 | 111,82 mm | 99 mm | 24 mm | 33 |
| C003/3.25 | 3,25 | 110,99 mm | 99 mm | 24 mm | 31 |
| C003/3.50 | 3,50 | 108,72 mm | 101,5 mm | 24 mm | 29 |
| C003/3.75 | 3,75 | 112,35 mm | 101,5 mm | 24 mm | 27 |
| C003/4 | 4,00 | 111,75 mm | 100 mm | 24 mm | 25 |
| C003/4.25 | 4,25 | 114,12 mm | 102 mm | 24 mm | 24 |
| C003/4.50 | 4,50 | 111,65 mm | 99 mm | 24 mm | 22 |
| C003/5 | 5,00 | 114,05 mm | 100 mm | 24 mm | 20 |
| C003/5.50 | 5,50 | 119,96 mm | 99 mm | 24 mm | 18 |
| C003/6 | 6,00 | 118,86 mm | 102 mm | 24 mm | 17 |
| C003/6.50 | 6,50 | 122,5 mm | 112 mm | 24 mm | 16 |
| C003/7 | 7,00 | 127 mm | 105 mm | 24 mm | 15 |
| C003/8 | 8,00 | 135 mm | 112 mm | 24 mm | 14 |
| C003/10 | 10,00 | 168 mm | 140 mm | 24 mm | 14 |

## C001-

### *GEAR HOB 20° PRESSURE ANGLE*

Ground profile class A.

Box | HSS | TiN | 8002/B | External | Steel | Aluminum | Non-ferr. alloys | Oil | Mill

| Art. | Module | Diameter ø | Length | Hole |
|---|---|---|---|---|
| C001/1 | 1,00 | 50 mm | 31 mm | 22 mm |
| C001/1.25 | 1,25 | 50 mm | 31 mm | 22 mm |
| C001/1.50 | 1,50 | 53 mm | 50 mm | 22 mm |
| C001/1.75 | 1,75 | 56 mm | 38 mm | 22 mm |
| C001/2 | 2,00 | 63 mm | 46 mm | 27 mm |
| C001/2.25 | 2,25 | 70 mm | 56 mm | 27 mm |
| C001/2.50 | 2,50 | 71 mm | 63 mm | 27 mm |
| C001/2.75 | 2,75 | 70 mm | 56 mm | 27 mm |
| C001/3 | 3,00 | 80 mm | 71 mm | 32 mm |
| C001/3.25 | 3,25 | 80 mm | 69 mm | 32 mm |
| C001/3.50 | 3,50 | 80 mm | 71 mm | 32 mm |
| C001/3.75 | 3,75 | 90 mm | 78 mm | 32 mm |
| C001/4 | 4,00 | 90 mm | 78 mm | 32 mm |
| C001/4.25 | 4,25 | 90 mm | 78 mm | 32 mm |
| C001/4.50 | 4,50 | 90 mm | 78 mm | 32 mm |
| C001/5 | 5,00 | 100 mm | 88 mm | 32 mm |
| C001/5.50 | 5,50 | 100 mm | 88 mm | 32 mm |
| C001/6 | 6,00 | 110 mm | 108 mm | 40 mm |
| C001/6.50 | 6,50 | 110 mm | 109 mm | 40 mm |
| C001/7 | 7,00 | 110 mm | 110 mm | 40 mm |
| C001/8 | 8,00 | 125 mm | 130 mm | 40 mm |
| C001/9 | 9,00 | 125 mm | 140 mm | 40 mm |
| C001/10 | 10,00 | 140 mm | 160 mm | 40 mm |
| C001/12 | 12,00 | 170 mm | 195 mm | 50 mm |
| C001/13 | 13,00 | 180 mm | 210 mm | 50 mm |

## P049-

### *MASONRY DRILL*

Short series, cylindrical attachment, carbide tipped for masonry drill.

Box | C45 | HM

8039 | Bricks | Concrete | Stones | Ceramic | Drywall | Percussion | Portable Drill

| Art. | ø | L | l | Stem | Pack |
|---|---|---|---|---|---|
| P049/03 | 3 mm | 70 mm | 40 mm | Ø 2,5 mm | 10 |
| P049/04 | 4 mm | 75 mm | 40 mm | Ø 3,5 mm | 10 |
| P049/05 | 5 mm | 85 mm | 40 mm | Ø 4,5 mm | 10 |
| P049/06 | 6 mm | 100 mm | 55 mm | Ø 4,5 mm | 10 |
| P049/07 | 7 mm | 100 mm | 55 mm | Ø 6,5 mm | 10 |
| P049/08 | 8 mm | 120 mm | 70 mm | Ø 6,5 mm | 10 |
| P049/09 | 9 mm | 120 mm | 70 mm | Ø 6,5 mm | 10 |
| P049/10 | 10 mm | 120 mm | 70 mm | Ø 7 mm | 10 |
| P049/11 | 11 mm | 150 mm | 90 mm | Ø 7 mm | 10 |
| P049/12 | 12 mm | 150 mm | 90 mm | Ø 9 mm | 10 |
| P049/13 | 13 mm | 150 mm | 90 mm | Ø 9 mm | 5 |
| P049/14 | 14 mm | 150 mm | 90 mm | Ø 11 mm | 5 |
| P049/15 | 15 mm | 150 mm | 90 mm | Ø 12 mm | 5 |
| P049/16 | 16 mm | 150 mm | 90 mm | Ø 12 mm | 5 |
| P049/18 | 18 mm | 160 mm | 100 mm | Ø 13 mm | 5 |
| P049/22 | 22 mm | 160 mm | 100 mm | Ø 13 mm | 5 |
| P049/24 | 24 mm | 160 mm | 100 mm | Ø 13 mm | 5 |

## P050-

### *MASONRY DRILL*

Long series, cylindrical attachment, carbide tipped for masonry drill.

Box | C45 | HM | 8039

Bricks | Concrete | Stones | Ceramic | Drywall | Percussion | Portable Drill

| Art. | ø | L | l | Stem | Pack |
|---|---|---|---|---|---|
| P050/06 | 6 mm | 400 mm | 240 mm | Ø 4,5 mm | 5 |
| P050/08 | 8 mm | 400 mm | 240 mm | Ø 7 mm | 5 |
| P050/09 | 9 mm | 400 mm | 240 mm | Ø 7 mm | 5 |
| P050/10 | 10 mm | 400 mm | 240 mm | Ø 7 mm | 5 |
| P050/12 | 12 mm | 400 mm | 240 mm | Ø 9 mm | 5 |
| P050/14 | 14 mm | 400 mm | 240 mm | Ø 10 mm | 5 |
| P050/16 | 16 mm | 400 mm | 240 mm | Ø 12 mm | 5 |
| P050/18 | 18 mm | 400 mm | 240 mm | Ø 12,5 mm | 5 |
| P050/20 | 20 mm | 400 mm | 240 mm | Ø 12,5 mm | 5 |

## P051-

### *CARBIDE DRILL FOR GRANITE AND MARBLE*

Cylindrical attachment, specific for drilling marble and granite with hard metal insert for rotary percussion.

Box | C45 | HM | 8039 | Granite | Marble | Percussion | Portable Drill

| Art. | ø | L | l | Stem | Pack |
|---|---|---|---|---|---|
| P051/03 | 3 mm | 70 mm | 40 mm | Ø 2,5 mm | 10 |
| P051/04 | 4 mm | 75 mm | 40 mm | Ø 3,5 mm | 10 |
| P051/05 | 5 mm | 85 mm | 40 mm | Ø 4,5 mm | 10 |
| P051/06 | 6 mm | 100 mm | 55 mm | Ø 5,5 mm | 10 |
| P051/07 | 7 mm | 100 mm | 55 mm | Ø 5,5 mm | 10 |
| P051/08 | 8 mm | 120 mm | 70 mm | Ø 6,5 mm | 5 |
| P051/09 | 9 mm | 120 mm | 70 mm | Ø 8 mm | 5 |
| P051/10 | 10 mm | 120 mm | 70 mm | Ø 9 mm | 5 |
| P051/12 | 12 mm | 150 mm | 90 mm | Ø 10 mm | 5 |
| P051/14 | 14 mm | 150 mm | 90 mm | Ø 12 mm | 5 |
| P051/16 | 16 mm | 150 mm | 90 mm | Ø 12 mm | 5 |

## P063-

### *CARBIDE TIPPED SDS PLUS SHANK TYPE HAMMER TWIST DRILL*

2 edges, with attack SDS-Plus, double helix to facilitate the release of debris, with hard metal insert.

Hangable | HM | 40 Cr | SDS PLUS

Bricks | Concrete | Stones | Ceramic | Drywall | Percussion | Portable Drill

| Art. | Size | Pack |
|---|---|---|
| P063/5110 | 5 x 110 mm | 10 |
| P063/6110 | 6 x 110 mm | 10 |
| P063/6160 | 6 x 160 mm | 10 |
| P063/8110 | 8 x 110 mm | 10 |
| P063/8160 | 8 x 160 mm | 10 |
| P063/9160 | 9 x 160 mm | 10 |
| P063/10160 | 10 x 160 mm | 10 |
| P063/12160 | 12 x 160 mm | 10 |
| P063/12300 | 12 x 300 mm | 10 |
| P063/14160 | 14 x 160 mm | 10 |
| P063/14300 | 14 x 300 mm | 10 |
| P063/15160 | 15 x 160 mm | 10 |
| P063/16160 | 16 x 160 mm | 10 |
| P063/16300 | 16 x 300 mm | 10 |
| P063/16450 | 16 x 450 mm | 5 |
| P063/18160 | 18 x 160 mm | 5 |
| P063/18300 | 18 x 300 mm | 5 |
| P063/18450 | 18 x 450 mm | 5 |
| P063/20160 | 20 x 160 mm | 5 |
| P063/20450 | 20 x 450 mm | 5 |
| P063/22450 | 22 x 450 mm | 5 |
| P063/24450 | 24 x 450 mm | 5 |

## 0332

### *CARBIDE TIPPED HAMMER TWIST DRILL AND CHISEL SET*

With attack SDS-Plus, consisting of 9 twist drills: Ø4 x 110mm Ø5 x 110mm Ø6 x 110mm Ø5 x 160mm Ø6 x 160mm Ø8 x 160mm Ø9 x 160mm Ø10 x 160mm Ø12 x 160mm, 1 bit holder, 1 flat chisel and 1 point chisel.

12 Pcs | Carrying case | C45 | HM | SDS PLUS

## P076-

### *CARBIDE TIPPED MASONRY CORE DRILL BIT HOLE SAW*

For drilling medium and large holes in the wall.

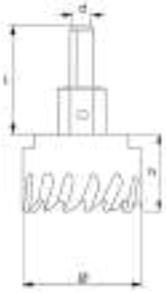

Hangable | HSS | HM | Bricks | Concrete | Ceramic | No Percussion | Portable Drill

| Art. | ø | d | Thread | Z | L | Boring bit |
|---|---|---|---|---|---|---|
| P076/016 | 16 mm | 10 mm | M12 x 1,25 | 2 | 46 mm | Ø 6 x 69 mm |
| P076/022 | 22 mm | 10 mm | M12 x 1,25 | 3 | 46 mm | Ø 6 x 69 mm |
| P076/025 | 25 mm | 10 mm | M12 x 1,25 | 3 | 46 mm | Ø 6 x 69 mm |
| P076/027 | 27 mm | 10 mm | M12 x 1,25 | 4 | 46 mm | Ø 6 x 69 mm |
| P076/030 | 30 mm | 10 mm | M12 x 1,25 | 4 | 46 mm | Ø 6 x 69 mm |
| P076/035 | 35 mm | 10 mm | M12 x 1,25 | 4 | 46 mm | Ø 6 x 69 mm |
| P076/038 | 38 mm | 10 mm | M12 x 1,25 | 4 | 46 mm | Ø 6 x 69 mm |
| P076/040 | 40 mm | 10 mm | M12 x 1,25 | 5 | 46 mm | Ø 6 x 69 mm |
| P076/045 | 45 mm | 10 mm | M12 x 1,25 | 5 | 46 mm | Ø 6 x 69 mm |
| P076/050 | 50 mm | 10 mm | M12 x 1,25 | 6 | 46 mm | Ø 6 x 69 mm |
| P076/055 | 55 mm | 12 mm | M16 x 1,5 | 6 | 46 mm | Ø 8 x 69 mm |
| P076/060 | 60 mm | 12 mm | M16 x 1,5 | 7 | 46 mm | Ø 8 x 69 mm |
| P076/065 | 65 mm | 12 mm | M16 x 1,5 | 7 | 46 mm | Ø 8 x 69 mm |
| P076/070 | 70 mm | 12 mm | M16 x 1,5 | 8 | 46 mm | Ø 8 x 69 mm |
| P076/080 | 80 mm | 12 mm | M16 x 1,5 | 8 | 46 mm | Ø 8 x 69 mm |
| P076/085 | 85 mm | 12 mm | M16 x 1,5 | 9 | 46 mm | Ø 8 x 69 mm |
| P076/090 | 90 mm | 12 mm | M16 x 1,5 | 9 | 46 mm | Ø 8 x 69 mm |
| P076/095 | 95 mm | 12 mm | M16 x 1,5 | 10 | 46 mm | Ø 8 x 69 mm |
| P076/100 | 100 mm | 12 mm | M16 x 1,5 | 11 | 46 mm | Ø 8 x 69 mm |
| P076/110 | 110 mm | 12 mm | M16 x 1,5 | 11 | 46 mm | Ø 8 x 69 mm |
| P076/125 | 125 mm | 12 mm | M16 x 1,5 | 12 | 46 mm | Ø 8 x 69 mm |
| P076/150 | 150 mm | 12 mm | M16 x 1,5 | 15 | 46 mm | Ø 8 x 69 mm |

## P076/006S

### *CARBIDE TIPPED MASONRY CORE DRILL BIT HOLE SAW SET*

For drilling medium and large holes in the wall.

6 Pcs | Carrying case | HSS | HM

| | |
|---|---|
| Sizes | 16 mm - 22 mm - 25 mm - 27 mm - 30 mm - 35 mm |

## P076/008S

### *CARBIDE TIPPED MASONRY CORE DRILL BIT HOLE SAW SET*

For drilling medium and large holes in the wall.

8 Pcs | Carrying case | HSS | HM

| | |
|---|---|
| Sizes | 16 mm - 22 mm - 25 mm - 27 mm - 30 mm - 35 mm - 40 mm - 45 mm |

## P076-GX

### *ARBOR FOR CARBIDE TIPPED MASONRY CORE DRILLS BIT HOLE SAW*

For item P076-.

Hangable

| Art. | d | L | Thread | Sizes |
|---|---|---|---|---|
| P076/G12 | 10 mm | 46 mm | M12 x 1,25 | 16-50 |
| P076/G16 | 12 mm | 46 mm | M16 x 1,5 | 55-150 |

## P076-PX

### *CARBIDE TIPPED PILOT DRILL FOR HOLE CUTTERS FOR MASONRY*

For item P076-.

Box | HSS | HM

| Art. | ø | Total length | Sizes | Pack |
|---|---|---|---|---|
| P076/P12 | 6 mm | 69 mm | 16-50 | 10 |
| P076/P16 | 8 mm | 69 mm | 55-150 | 10 |

## P031/06P

### *PILOT TIP*

For item P031-

Hangable | HSS | HM

| | | | |
|---|---|---|---|
| **Diameter** | Ø 6 mm | **Stem** | Ø 5 mm |
| **Length** | 100 mm | **Pack** | 10 |

## P031-

### *DIAMOND DRILL BITS AND CORE DRILLS WITH CONTINUOUS EDGE*

The thin-wall diamond core guarantees burr-free cuts. This feature facilitates drilling work on hard laid tiles, where it is necessary to make a clean hole, without chipping the tile. Longer useful life cycle.

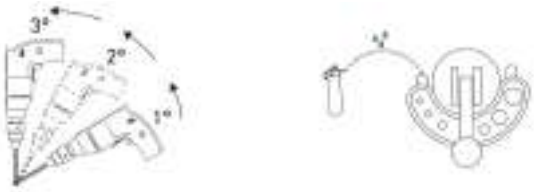

Hangable | Ceramic | Granite | Marble | Stoneware | No Percussion | Water | Portable Drill

| Art. | Size | Hex drive | Total length | Diamond height | Grit |
|---|---|---|---|---|---|
| P031/05 | Ø 5 mm | 8,5 mm | 56 mm | 2 mm | 50/60 |
| P031/06 | Ø 6 mm | 8,5 mm | 56 mm | 2 mm | 50/60 |
| P031/07 | Ø 7 mm | 8,5 mm | 56 mm | 2 mm | 50/60 |
| P031/08 | Ø 8 mm | 8,5 mm | 56 mm | 2 mm | 50/60 |
| P031/10 | Ø 10 mm | 8,5 mm | 56 mm | 2 mm | 50/60 |
| P031/12 | Ø 12 mm | 8,5 mm | 56 mm | 2 mm | 50/60 |
| P031/14 | Ø 14 mm | 8,5 mm | 56 mm | 2 mm | 50/60 |
| P031/16 | Ø 16 mm | 11 mm | 90 mm | 5 mm | 35/40 |
| P031/18 | Ø 18 mm | 11 mm | 90 mm | 5 mm | 35/40 |
| P031/20 | Ø 20 mm | 11 mm | 90 mm | 5 mm | 35/40 |
| P031/22 | Ø 22 mm | 11 mm | 90 mm | 5 mm | 35/40 |
| P031/25 | Ø 25 mm | 11 mm | 90 mm | 5 mm | 35/40 |
| P031/28 | Ø 28 mm | 11 mm | 90 mm | 5 mm | 35/40 |
| P031/30 | Ø 30 mm | 11 mm | 90 mm | 5 mm | 35/40 |
| P031/32 | Ø 32 mm | 11 mm | 90 mm | 5 mm | 35/40 |
| P031/35 | Ø 35 mm | 11 mm | 90 mm | 5 mm | 35/40 |
| P031/40 | Ø 40 mm | 11 mm | 90 mm | 5 mm | 35/40 |
| P031/45 | Ø 45 mm | 11 mm | 90 mm | 5 mm | 35/40 |
| P031/50 | Ø 50 mm | 11 mm | 90 mm | 5 mm | 35/40 |
| P031/60 | Ø 60 mm | 11 mm | 90 mm | 5 mm | 35/40 |
| P031/65 | Ø 65 mm | 11 mm | 90 mm | 5 mm | 35/40 |
| P031/67 | Ø 67 mm | 11 mm | 90 mm | 5 mm | 35/40 |
| P031/70 | Ø 70 mm | 11 mm | 90 mm | 5 mm | 35/40 |
| P031/80 | Ø 80 mm | 11 mm | 90 mm | 5 mm | 35/40 |

## P031/03S

### *DIAMOND DRILL BIT AND CORE DRILL WITH CONTINUOS EDGE SET*

The thin-wall diamond core guarantees burr-free cuts. This feature facilitates drilling work on hard laid tiles, where it is necessary to make a clean hole, without chipping the tile. Longer useful life cycle.

3 Pcs | Hangable

| | |
|---|---|
| **Sizes** | Ø 6 mm - 8 mm - 10 mm |
| **Hex drive** | 9,5 mm |
| **Total length** | 56 mm |
| **Diamond height** | 2 mm |
| **Grit** | 50/60 |

## P031/05S

### *DIAMOND DRILL BIT AND CORE DRILL WITH CONTINUOS EDGE SET*

The thin-wall diamond core guarantees burr-free cuts. This feature facilitates drilling work on hard laid tiles, where it is necessary to make a clean hole, without chipping the tile. Longer useful life cycle.

5 Pcs | Hangable

| | |
|---|---|
| **Sizes** | Ø 5 mm - 6 mm - 8 mm - 10 mm - 12 mm |
| **Hex drive** | 8,5 mm |
| **Total length** | 56 mm |
| **Diamond height** | 2 mm |
| **Grit** | 50/60 |

## P031/06S

### *DIAMOND DRILL BIT AND CORE DRILL WITH CONTINUOS EDGE SET*

The thin-wall diamond core guarantees burr-free cuts. This feature facilitates drilling work on hard laid tiles, where it is necessary to make a clean hole, without chipping the tile. Longer useful life cycle.

6 Pcs | Carrying case

| | |
|---|---|
| **Sizes** | Ø 16 mm - 22 mm - 25 mm - 28 mm - 30 mm - 35 mm |
| **Hex drive** | 11 mm |
| **Total length** | 90 mm |
| **Diamond height** | 5 mm |
| **Grit** | 50/60 |

## P033-

### DIAMOND DRILL BITS WITH CONTINUOS EDGE

Optimal operation on vertical walls, do not remove the core, which acts as a measuring cap for the coolant. Use with water cooling extends the useful life of the tool. The thin-walled diamond ring guarantees burr-free cuts. This feature facilitates drilling work on hard tiles in place, where it is necessary to make a clean hole.

Hangable, Ceramic, Granite, Marble, Stoneware, No Percussion, Water, Dry, Portable Drill

| Art. | Size | Hex drive | Total length | Diamond height | Grit |
|---|---|---|---|---|---|
| P033/05 | Ø 5 mm | 9,5 mm | 80 mm | 10 mm | 40 |
| P033/06 | Ø 6 mm | 9,5 mm | 80 mm | 10 mm | 40 |
| P033/08 | Ø 8 mm | 9,5 mm | 80 mm | 10 mm | 40 |
| P033/10 | Ø 10 mm | 9,5 mm | 80 mm | 10 mm | 40 |
| P033/12 | Ø 12 mm | 9,5 mm | 80 mm | 10 mm | 40 |
| P033/14 | Ø 14 mm | 12,5 mm | 80 mm | 10 mm | 40 |
| P033/16 | Ø 16 mm | 12,5 mm | 80 mm | 10 mm | 40 |
| P033/18 | Ø 18 mm | 12,5 mm | 80 mm | 10 mm | 40 |
| P033/20 | Ø 20 mm | 12,5 mm | 80 mm | 10 mm | 40 |
| P033/22 | Ø 22 mm | 12,5 mm | 80 mm | 10 mm | 40 |
| P033/25 | Ø 25 mm | 12,5 mm | 80 mm | 10 mm | 40 |

## P033/03S

### DIAMOND DRILL BIT AND CORE DRILL WITH CONTINUOS EDGE SET

Optimal operation on vertical walls, do not remove the core, which acts as a measuring cap for the coolant. Use with water cooling extends the useful life of the tool. The thin-walled diamond ring guarantees burr-free cuts. This feature facilitates drilling work on hard tiles in place, where it is necessary to make a clean hole.

3 Pcs, Hangable

| | | | |
|---|---|---|---|
| Sizes | Ø 6 mm - 8 mm - 10 mm | | |
| Hex drive | 9,5 mm | Diamond height | 10 mm |
| Total length | 80 mm | Grit | 40 |

## P034-

### M14 DIAMOND DRILL BITS AND CORE DRILLS WITH CONTINUOS EDGE

The thin-wall diamond core guarantees burr-free cuts. This feature facilitates drilling work on hard laid tiles, where it is necessary to make a clean hole, without chipping the tile. Longer useful life cycle.

Hangable, M14, Ceramic, Granite, Marble, Stoneware, No Percussion, Water, Dry, Angle grinder

| Art. | Size | Total length | Diamond height | Grit |
|---|---|---|---|---|
| P034/006 | Ø 6 mm | 62 mm | 10 mm | 30/50 |
| P034/008 | Ø 8 mm | 62 mm | 10 mm | 30/50 |
| P034/010 | Ø 10 mm | 62 mm | 10 mm | 30/50 |
| P034/012 | Ø 12 mm | 62 mm | 10 mm | 30/50 |
| P034/014 | Ø 14 mm | 62 mm | 10 mm | 30/50 |
| P034/016 | Ø 16 mm | 62 mm | 15 mm | 30/50 |
| P034/018 | Ø 18 mm | 62 mm | 15 mm | 30/50 |
| P034/020 | Ø 20 mm | 60 mm | 15 mm | 30/50 |
| P034/022 | Ø 22 mm | 60 mm | 15 mm | 30/50 |
| P034/025 | Ø 25 mm | 60 mm | 10 mm | 30/50 |
| P034/028 | Ø 28 mm | 60 mm | 15 mm | 30/50 |
| P034/030 | Ø 30 mm | 60 mm | 15 mm | 30/50 |
| P034/032 | Ø 32 mm | 60 mm | 15 mm | 30/50 |
| P034/035 | Ø 35 mm | 60 mm | 15 mm | 30/50 |
| P034/040 | Ø 40 mm | 60 mm | 15 mm | 30/50 |
| P034/045 | Ø 45 mm | 60 mm | 15 mm | 30/50 |
| P034/050 | Ø 50 mm | 60 mm | 15 mm | 30/50 |
| P034/055 | Ø 55 mm | 60 mm | 15 mm | 30/50 |
| P034/060 | Ø 60 mm | 60 mm | 15 mm | 30/50 |
| P034/065 | Ø 65 mm | 60 mm | 15 mm | 30/50 |
| P034/067 | Ø 67 mm | 60 mm | 15 mm | 30/50 |
| P034/070 | Ø 70 mm | 60 mm | 15 mm | 30/50 |
| P034/080 | Ø 80 mm | 60 mm | 15 mm | 30/50 |
| P034/090 | Ø 90 mm | 60 mm | 15 mm | 30/50 |
| P034/100 | Ø 100 mm | 60 mm | 15 mm | 30/50 |

## P034/05S

### M14 DIAMOND DRILL BIT AND CORE DRILL WITH CONTINUOS EDGE SET

The thin-wall diamond core guarantees burr-free cuts. This feature facilitates drilling work on hard laid tiles, where it is necessary to make a clean hole, without chipping the tile. Longer useful life cycle.

5 Pcs, Carrying case, M14

| | | | |
|---|---|---|---|
| Sizes | Ø 6 mm - 8 mm -10 mm- 12 mm - 14 mm | Diamond height | 10 mm |
| Total length | 62 mm | Grit | 30/50 |

## P034/06S

### M14 DIAMOND DRILL BIT AND CORE DRILL WITH CONTINUOS EDGE SET

The thin-wall diamond core guarantees burr-free cuts. This feature facilitates drilling work on hard laid tiles, where it is necessary to make a clean hole, without chipping the tile. Longer useful life cycle.

6 Pcs, Carrying case, M14

| | | | |
|---|---|---|---|
| Sizes | Ø 22 mm - 35 mm - 40 mm - 45 mm - 50 mm - 67 mm | Diamond height | 15 mm |
| Total length | 60 mm | Grit | 30/50 |

## P035-

### *DIAMOND DRILL BITS WITH CONTINUOS EDGE*

The thin-wall diamond core guarantees burr-free cuts. This feature facilitates drilling work on hard laid tiles, where it is necessary to make a clean hole, without chipping the tile. Longer useful life cycle.

Hangable | Ceramic | Granite | Marble | Stoneware | No Percussion | Water | Portable Drill

| Art. | Size | Stem | Total length | Diamond height | Grit |
|---|---|---|---|---|---|
| P035/05 | Ø 5 mm | Ø 6 mm | 65 mm | 5 mm | 60/80 |
| P035/06 | Ø 6 mm | Ø 6 mm | 65 mm | 5 mm | 60/80 |
| P035/08 | Ø 8 mm | Ø 6 mm | 65 mm | 5 mm | 60/80 |
| P035/10 | Ø 10 mm | Ø 6 mm | 65 mm | 5 mm | 60/80 |
| P035/12 | Ø 12 mm | Ø 6 mm | 65 mm | 5 mm | 60/80 |
| P035/14 | Ø 14 mm | Ø 6 mm | 65 mm | 5 mm | 60/80 |

## P035/04S

### *DIAMOND DRILL BIT SET WITH CONTINUOS EDGE*

The thin-wall diamond core guarantees burr-free cuts. This feature facilitates drilling work on hard laid tiles, where it is necessary to make a clean hole, without chipping the tile. Longer useful life cycle.

4 Pcs | Hangable

| | | | |
|---|---|---|---|
| Sizes | Ø 5 mm - 6 mm<br>8 mm - 10 mm | Total length | 65 mm |
| Stem | Ø 6 mm | Diamond height | 5 mm |
| | | Grit | 60/80 |

## 0529

### *DIAMOND CORE DRILL BIT SET*

The thin-wall diamond core guarantees burr-free cuts. This feature facilitates drilling work on hard laid tiles, where it is necessary to make a clean hole, without chipping the tile. Longer useful life cycle.

6 Pcs | Hangable | 1/4"

| | | | |
|---|---|---|---|
| Drills | Ø 5 - 6 - 8 - 10 - 12 mm | | |
| Total length | 60 mm | Diamond height | 3 mm |
| Cutting Depth | 30 mm | Grit | 70/80 |

## D009/5-12

### *DRILL SUCTION CUP WITH GUIDING HOLES*

Allows easy centering and cutting safety of the diamond tip in the various workable materials. To be used in conjunction with a nebulizer for water processing.

Box

| | |
|---|---|
| Holes | 4 mm - 5 mm - 6 mm - 7 mm - 8 mm - 10 mm - 12 mm |

## D009/5-85

### *DRILL SUCTION CUP WITH ADJUSTABLE HOLE FRAME*

Allows easy centering and cutting safety of the diamond tip in the various workable materials. To be used in conjunction with a nebulizer for water processing.

Box

| | |
|---|---|
| Holes | 5 - 85 mm |

## D020

### *DIAMOND MOUNTED POINT SET*

Suitable for engraving, writing or finishing thanks to the various geometries available.

20 Pcs | Box

| | |
|---|---|
| Stem | Ø 3 mm |
| Length | 45 mm |

## D050

### *DIAMOND MOUNTED POINT AND DISC SET*

Suitable for engraving, writing or finishing thanks to the various geometries available.

50 Pcs | Box

| | |
|---|---|
| Stem | Ø 3 mm |
| Length | 45 mm |

## P052-

### *BRAD POINT WOODWORKING DRILLS*

Double helix, with centering tip allows exact positioning of the hole.

Hangable | HSS | DIN 7487 | Wood | Multilayer | Chipboard | Lathe | Mill | Drill

| Art. | ø | Total length | Flute length | Pack |
|---|---|---|---|---|
| P052/03 | 3 mm | 61 mm | 33 mm | 5 |
| P052/04 | 4 mm | 75 mm | 43 mm | 5 |
| P052/05 | 5 mm | 86 mm | 52 mm | 5 |
| P052/06 | 6 mm | 93 mm | 57 mm | 5 |
| P052/07 | 7 mm | 109 mm | 69 mm | 5 |
| P052/08 | 8 mm | 117 mm | 75 mm | 5 |
| P052/09 | 9 mm | 125 mm | 81 mm | 1 |
| P052/10 | 10 mm | 133 mm | 87 mm | 1 |
| P052/11 | 11 mm | 142 mm | 94 mm | 1 |
| P052/12 | 12 mm | 151 mm | 101 mm | 1 |
| P052/13 | 13 mm | 151 mm | 101 mm | 1 |
| P052/14 | 14 mm | 160 mm | 108 mm | 1 |
| P052/15 | 15 mm | 169 mm | 114 mm | 1 |
| P052/16 | 16 mm | 178 mm | 120 mm | 1 |
| P052/17 | 17 mm | 184 mm | 125 mm | 1 |
| P052/18 | 18 mm | 191 mm | 130 mm | 1 |
| P052/19 | 19 mm | 198 mm | 135 mm | 1 |
| P052/20 | 20 mm | 205 mm | 140 mm | 1 |

## P052/08S

### *BRAD POINT WOODWORKING DRILLS SET*

Double helix, with centering tip allows exact positioning of the hole.

8 Pcs | Hangable | HSS | DIN 7487

| | |
|---|---|
| Size | 3 ÷ 10 mm |

## 0238

### *HOLE SAW SET FOR WOOD*

10 Pcs | Box | Steel | Plastic | Plexiglass

| | |
|---|---|
| Sizes | Ø 22 - 29 - 32 - 38 - 44 - 51 - 57 - 67 mm |

## 0463

### *TWIST DRILL SET WITH COUNTERSINK FOR WOOD*

For countersinking the wood.

4 Pcs | Wooden Box | HSS | C45 | 1/4"

| | |
|---|---|
| Sizes | 2 - 2,5 - 3 - 3,5 mm |

## 0799-

### *MORTISING DRILL SET*

6 Pcs | Wooden Box | C45 | Wood | Multilayer | Chipboard | Mill

| Art. | Sizes | Revolution | Stem |
|---|---|---|---|
| 0799/SXC | Ø 6 - 8 - 10 - 12 - 14 - 16 mm | L | Ø 16 x 50 mm |
| 0799/DXC | Ø 6 - 8 - 10 - 12 - 14 - 16 mm | R | Ø 16 x 50 mm |

## 0087

### *UNIVERSAL CYLINDER CARBIDE TIPPED BORING BIT*

5 Pcs | Wooden Box | C45 | HM

| | |
|---|---|
| Drills | Ø 15 - 20 - 26 - 30 - 35 mm |

## 0087/35

### *UNIVERSAL CYLINDER CARBIDE TIPPED BORING BIT*

Box | C45 | HM | Wood | Multilayer | Mill

| | |
|---|---|
| Boring bit | Ø 35 mm |
| Stem | Ø 8 mm |

## 0526

### *TWIST DRILL AND COUNTERSINK SET WITH 1/4" HEX SHANK*

1/4" hex shank with countersink for wood.

3 Pcs · Hangable · HSS · Wood · Multilayer · Chipboard · Mill · Drill

| | |
|---|---|
| **Drills** | 2,75 - 3,25 - 3,5 mm |
| **Shank** | 1/4" |

## 0524

### *1/4" DR. DRILL BIT HOLDER SET*

To speed up the work by replacing the tips quickly.

10 Pcs · Hangable · C45 · 1/4"

| | |
|---|---|
| **Sizes** | 3-3,5-4-4,5-5-5,5-6-6,5-8-10 mm |
| **Shank** | 1/4" |

## 0835/15

### *CARBIDE TIPPED ROUTER BIT SET*

For professional woodworking such as edges, trimmings, grooves.

15 Pcs · Wooden Box · HM · Wood · Multilayer · Chipboard · Mill

| | |
|---|---|
| **Stem** | Ø 6 mm |

## 0830

### *CARBIDE TIPPED ROUTER BIT SET*

For professional woodworking such as edges, trimmings, grooves.

35 Pcs · Wooden Box · HM · Wood · Multilayer · Chipboard · Mill

| | |
|---|---|
| **Stem** | Ø 6 mm |

## M015S

### *SPIRAL POINT TAP AND DRILL SET*

With adjustable tap holder.

15 Pcs · Hangable · HSS · Steel · Aluminum · Non-ferr. alloys · Cast Iron · Emulsion

| | |
|---|---|
| **Taps** | M3 x 0,5 - M4 x 0,7 - M5 x 0,8 - M6 x 1 - M8 x 1,2 - M10 x 1,5 - M12 x 1,75 |
| **Drills** | Ø 2,5 - Ø 3,3 - Ø 4,2 - Ø 5 - Ø 6,8 - Ø 8,5 - Ø 10,2 |

## M312/P

### *MACHINE TAP SET FOR THROUGH HOLES WITH REINFORCED SHANK*

With adjustable tap holder.

8 Pcs · Hangable · HSS-G · Steel · Aluminum · Non-ferr. alloys · Cast Iron · Oil

| | |
|---|---|
| **Size** | M3 x 0,50 - M4 x 0,70 - M5 x 0,80 - M6 x 1 - M8 x 1,25 - M10 x 1,50 - M12 x 1,75 |

## M312/C

### *MACHINE TAP SET FOR BLIND HOLES 35° WITH REINFORCED SHANK*

With adjustable tap holder.

8 Pcs · Hangable · HSS-G · Steel · Aluminum · Non-ferr. alloys · Cast Iron · Oil

| | |
|---|---|
| **Size** | M3 x 0,50 - M4 x 0,70 - M5 x 0,80 - M6 x 1 - M8 x 1,25 - M10 x 1,50 - M12 x 1,75 |

## M020

### *TAP AND DIE SET*

20 Pcs · Box · Steel · Steel · Aluminum · Non-ferr. alloys · Cast Iron · Oil · Manual use

| | |
|---|---|
| **Tap holder** | M3 - M12 |
| **Round die-stock** | 25 x 9 mm |
| **Taps** | M3x0,5 - M4x0,7 - M5x0,8 - M6x1 - M7x1 - M8x1,25 M10x1,5 - M12x1,75 - 1/8" NPT27 |
| **Dies** | M3x0,5 - M4x0,7 - M5x0,8 - M6x1 - M7x1 - M8x1,25 M10x1,5 - M12x1,75 - 1/8" NPT27 |

## M036

### *TAP AND DIE SET*

With twist drills and screw pitch gauge.

34 Pcs · Box · Steel · Steel · Aluminum · Non-ferr. alloys · Cast Iron · Oil · Manual use

| | |
|---|---|
| **Tap holder** | M3 - M12 |
| **Round die-stock** | 25 x 9 mm |
| **Taps** | M3x0,5 - M4x0,7 - M5x0,8 - M6x1 - M7x1 - M8x1,25 - M10x1,5 - M12 |
| **Dies** | M3x0,5 - M4x0,7 - M5x0,8 - M6x1 - M7x1 - M8x1,25 - M10x1,5 - M12 |
| **Drills** | 2,5 - 3,3 - 4,2 - 5 - 6 - 6,8 - 8,5 - 10,3 mm |
| **Screwdriver** | 6,5 x 50 mm |

## M032

### *TAP AND DIE METRIC SET*

With round die-stock, adjustable tap holder and screw pitch gauge.

32 Pcs · Hangable · HSS · Steel · Aluminum · Non-ferr. alloys · Cast Iron · Oil · Manual use

| | |
|---|---|
| **Taps** | M3x0,5 M4x0,7 M5x0,8 M6x1 M8x1,25 M10x1,5 M12x1,75 |
| **Dies** | M3x0,5 M4x0,7 M5x0,8 M6x1 M8x1,25 M10x1,5 M12x1,75 |
| **Screwdriver** | 3,5 x 50 mm |

## M029

### *TAP AND DIE SET*

With twist drills and ratchet tap-die holder.

27 Pcs · Box · Tungsten steel · Steel · Aluminum · Non-ferr. alloys · Cast Iron · Emulsion · Oil

| | |
|---|---|
| **Ratchet handle** | 200 mm |
| **Socket** | Maschi 5 - 7,5 mm \| Filiere 25 x 9 mm |
| **Taps** | M3x0,5 - M4x0,7 - M5x0,8 - M6x1 - M8x1,25 - M10x1,5 - M12x1,75 |
| **Dies** | M3x0,5 - M4x0,7 - M5x0,8 - M6x1 - M8x1,25 - M10x1,5 - M12x1,75 |
| **Drills** | 2,5 - 3,3 - 4,2 - 5 - 6,8 - 8,5 - 10,3 mm |
| **Screwdriver** | 6,5 x 50 mm |
| **Screwdriver** | 3 x 50 mm |

## M030

### *TAP AND DIE SET*

From M1 to M2.5, with die turner and adapters to convert it into tap wrenches.

30 Pcs · Box · HSS · Steel · Aluminum · Non-ferr. alloys · Cast Iron · Oil · Manual use

| | |
|---|---|
| **Size** | M1 - M1,1 - M1,2 - M1,4 - M1,6 - M1,8 - M2,0 - M2,2 - M2,5 |

## M101

### *TAPS AND DIE METRIC SET*

Hand tap and die: M3x0,5 - UNC 1/4 20 - UNF 4 40 - Metric M4x0,7 - UNC 1/4 28 - UNF 6 32 - Metric M5x0,8 - UNC 5/16 18 - UNF 8 32 - Metric M6x1 - UNC 5/16 24 - UNF 10 32 - Metric M7x1 - UNC 3/8 16 - UNF 10 24 - Metric M8x1,25 - UNC 3/8 24 - UNF 12 24 - Metric M9x1,25 - UNC 7/16 14 - Metric M10x1,5 - UNC 7/16 20 - Metric M10x1 - UNC 1/2 13 - Metric M12x1,75 - UNC 1/2 20 - NPT 1/8 27. Complete with round die-stock and adjustable tap holder.

60 Pcs · Carrying case · Steel · Steel · Aluminum · Non-ferr. alloys · Cast Iron · Oil · Manual use

## M100

### *TAP AND DIE METRIC SET*

With round die-stock and adjustable tap holder. M6x0,75 - M6x1 - M8x1 - M8x1,25 - M10x1,25 - M10x1,5 - M12x1,5 - M12x1,75 - M14x1,5 - M14x2 - M16x1,5 - M16x2 - M18x1,5 - M18x2,5 - M20x1,5 - M20x2,5 - M22x1,5 - M22x2,5 - M24x1,5 - M24x3.

45 Pcs · Carrying case · Tungsten steel · Steel · Aluminum · Non-ferr. alloys · Cast Iron · Oil · Manual use

## M218

### *TAP AND DIE METRIC SET*

2 pcs hand tap set and die: M2 x 0,40 - M3 x 0,50 - M4 x 0,70 - M5 x 0,80 - M6 x 0,75
M6 x 1 - M7 x 0,75 - M7 x 1- M8 x 0,75 - M8 x 1 - M8 x 1,25 - M9 x 0,75 - M9 x 1 - M9 x 1,25
M10 x 0,75 - M10 x 1 -M10 x 1,25 - M10 x 1,5 - M11 x 0,75 - M11 x 1 - M11 x 1,25
M11 x 1,5 - M12 x 0,75 - M12 x 1 - M12 x 1,25 - M12 x 1,5 - M12 x 1,75 - M14 x 1
M14 x 1,25 - M14 x 1,5 - M14 x 2 - M16 x 1 - M16 x 1,5 - M16 x 2 - M18 x 1,5.
Complete with 2 tap holders and 2 round die-stocks.

110 Pcs · Carrying case · Tungsten steel · Steel · Aluminum · Non-ferr. alloys · Cast Iron · Oil · Manual use

# TAPPING
## TYPE OF GROOVES

## STRAIGHT GROOVES CORRECT INLET

The correction of the inlet is given by a strong inclination of the helix combined with an accentuated angle of cut in the initial part of the tap. This design ensures the evacuation of chips in the direction of the feed. Therefore, when tapping through holes in materials that produce continuous chips, the risk of clogging and breakage is almost eliminated.



## 35° HIGH-TWIST HELICAL GROOVES

Inclined helical grooves facilitate chip extraction in the opposite direction to the tap feed. The strong inclination of the helix also ensures the extraction of chips from blind and deep holes reducing the risk of clogging and breakage.

## CHOICE OF THEORETICAL CUTTING SPEEDS OF MACHINE TAPS, ACCORDING TO THE MATERIAL TO BE THREADED

| Material to work | Cutting speed (m / min) | Refrigerant |
|---|---|---|
| Low alloy construction steel R< 700÷900N/mm2 | 10 - 20 | Oil |
| Tool steel | 4 - 8 | Oil |
| Alloy steel R< 1100÷1300N/mm2 | 2 - 5 | Oil |
| Stainless steel | 5 - 10 | Oil |
| Spheroidal cast iron | 6 - 20 | No Lubrication. |
| Copper alloys | 10 - 15 | Oil |
| Brass | 20 - 30 | Oil |
| Bronze | 6 - 15 | Oil |
| Aluminium Short chip | 15 - 30 | Oil |
| Aluminium Long chip | 10 - 20 | Oil |
| Titanium | 3 - 4 | Oil |
| Plastics and thermoplastics | 5 - 15 | Water |
| Thermosetting Materials | 5 - 10 | No Lubrication |

## M001-X

### *MACHINE TAPS STRAIGHT FLUTE, SPIRAL POINTED FOR THROUGH HOLES*

Isometric thread coarse pitch - reinforced shank.

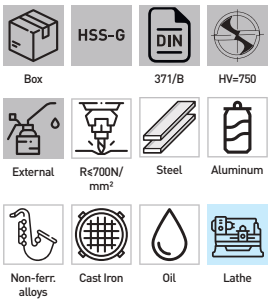


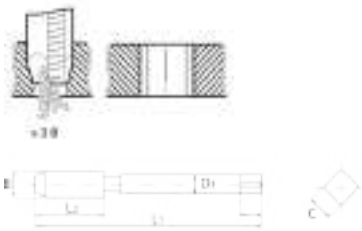

| Art. | B | L2 | L1 | D2 | C |
|---|---|---|---|---|---|
| M001/3 | M3 x 0,50 | 13 mm | 56 mm | 3,5 mm | 2,7 mm |
| M001/4 | M4 x 0,70 | 13 mm | 66 mm | 4,5 mm | 3,4 mm |
| M001/5 | M5 x 0,80 | 16 mm | 70 mm | 6 mm | 4,9 mm |
| M001/6 | M6 x 1 | 22 mm | 85 mm | 6 mm | 4,9 mm |
| M001/8 | M8 x 1,25 | 22 mm | 90 mm | 8 mm | 6,2 mm |
| M001/10 | M10 x 1,5 | 24 mm | 100 mm | 10 mm | 8 mm |

## M001-XV

### *MACHINE TAPS STRAIGHT FLUTE, SPIRAL POINTED FOR THROUGH HOLES*

Isometric thread coarse pitch - reinforced shank, the vaporization treatment increases the surface hardness and wear resistance by reducing the possibility of chip sticking.




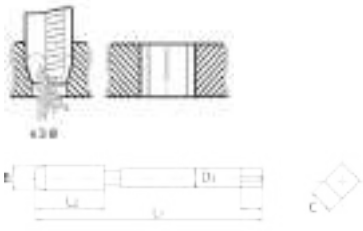

| Art. | B | L2 | L1 | D2 | C |
|---|---|---|---|---|---|
| M001/03V | M3 x 0,50 | 11 mm | 56 mm | 3,5 mm | 2,7 mm |
| M001/04V | M4 x 0,70 | 13 mm | 63 mm | 4,5 mm | 3,4 mm |
| M001/05V | M5 x 0,80 | 16 mm | 70 mm | 6 mm | 4,9 mm |
| M001/06V | M6 x 1 | 19 mm | 80 mm | 6 mm | 4,9 mm |
| M001/08V | M8 x 1,25 | 22 mm | 90 mm | 8 mm | 6,2 mm |
| M001/10V | M10 x 1,5 | 24 mm | 100 mm | 10 mm | 8 mm |

## M001-XTIN

NEW

### *MACHINE TAPS FOR THROUGH-HOLES, CORRECTED BORE*

Metric coarse pitch (MA) threading with reinforced shank: titanium nitride coating reduces friction and, consequently, the amount of energy required for chip removal and tool temperature. This results in longer tool life, reduced machining time and lower motor energy consumption for the same production.

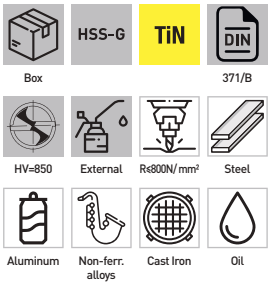




| Art. | B | L2 | L1 | D2 | C |
|---|---|---|---|---|---|
| M001/03TIN | M3 x 0,50 | 11 mm | 56 mm | 3,5 mm | 2,7 mm |
| M001/04TIN | M4 x 0,70 | 13 mm | 63 mm | 4,5 mm | 3,4 mm |
| M001/05TIN | M5 x 0,80 | 16 mm | 70 mm | 6 mm | 4,9 mm |
| M001/06TIN | M6 x 1 | 19 mm | 80 mm | 6 mm | 4,9 mm |
| M001/08TIN | M8 x 1,25 | 22 mm | 90 mm | 8 mm | 6,2 mm |
| M001/10TIN | M10 x 1,5 | 24 mm | 100 mm | 10 mm | 8 mm |

## M001-XTICN

NEW

### *MACHINE TAPS FOR THROUGH-HOLES, CORRECTED BORE*

Metric coarse pitch (MA) threading with reinforced shank: Titanium carbonitride coating combined with cobalt steel further reduces friction compared to titanium nitride coating, thereby decreasing the amount of energy required for chip removal and tool temperature. This results in longer tool life, reduced machining time and lower motor energy consumption for the same production.

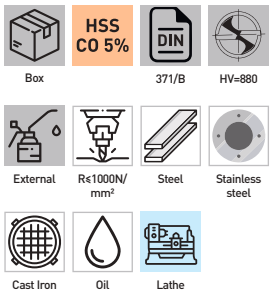




| Art. | B | L2 | L1 | D2 | C |
|---|---|---|---|---|---|
| M001/03TICN | M3 x 0,50 | 11 mm | 56 mm | 3,5 mm | 2,7 mm |
| M001/04TICN | M4 x 0,70 | 13 mm | 63 mm | 4,5 mm | 3,4 mm |
| M001/05TICN | M5 x 0,80 | 16 mm | 70 mm | 6 mm | 4,9 mm |
| M001/06TICN | M6 x 1 | 19 mm | 80 mm | 6 mm | 4,9 mm |
| M001/08TICN | M8 x 1,25 | 22 mm | 90 mm | 8 mm | 6,2 mm |
| M001/10TICN | M10 x 1,5 | 24 mm | 100 mm | 10 mm | 8 mm |

## M002-

### *MACHINE TAPS STRAIGHT FLUTE SPIRAL POINTED FOR THROUGH HOLES*

Isometric thread coarse pitch.

Box | HSS-G | 376/B | HV=750 | External | R≤700N/mm² | Steel | Aluminum | Non-ferr. alloys | Cast Iron | Oil | Lathe

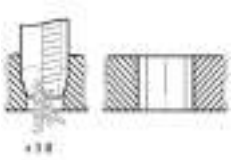

| Art. | B | L2 | L1 | D2 | C |
|---|---|---|---|---|---|
| M002/12 | M12 x 1,75 | 29 mm | 110 mm | 9 mm | 7 mm |
| M002/14 | M14 x 2 | 30 mm | 110 mm | 11 mm | 9 mm |
| M002/16 | M16 x 2 | 32 mm | 110 mm | 12 mm | 9 mm |
| M002/18 | M18 x 2,5 | 34 mm | 125 mm | 14 mm | 11 mm |
| M002/20 | M20 x 2,5 | 34 mm | 140 mm | 16 mm | 12 mm |
| M002/22 | M22 x 2,5 | 34 mm | 140 mm | 18 mm | 14,5 mm |
| M002/24 | M24 x 3 | 38 mm | 160 mm | 18 mm | 14,5 mm |
| M002/27 | M27 x 3 | 38 mm | 160 mm | 20 mm | 16 mm |
| M002/30 | M30 x 3,5 | 45 mm | 180 mm | 22 mm | 18 mm |

## M002-XV

### *MACHINE TAPS STRAIGHT FLUTE SPIRAL POINTED FOR THROUGH HOLES*

Isometric thread coarse pitch. The vaporization treatment increases the surface hardness and wear resistance by reducing the possibility of chip sticking.

Box | HSS-G | V Vaporized | 376/B | HV=750 | External | R≤700N/mm² | Steel | Aluminum | Non-ferr. alloys | Cast Iron | Oil

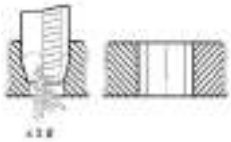

| Art. | B | L2 | L1 | D2 | C |
|---|---|---|---|---|---|
| M002/12V | M12 x 1,75 | 29 mm | 110 mm | 9 mm | 7 mm |
| M002/14V | M14 x 2 | 30 mm | 110 mm | 11 mm | 9 mm |
| M002/16V | M16 x 2 | 32 mm | 110 mm | 12 mm | 9 mm |
| M002/18V | M18 x 2,5 | 34 mm | 125 mm | 14 mm | 11 mm |
| M002/20V | M20 x 2,5 | 34 mm | 140 mm | 16 mm | 12 mm |
| M002/22V | M22 x 2,5 | 34 mm | 140 mm | 18 mm | 14,5 mm |
| M002/24V | M24 x 3 | 38 mm | 160 mm | 18 mm | 14,5 mm |

## M002-XTIN

NEW

### *MACHINE TAPS FOR THROUGH-HOLES, CORRECTED BORE*

Metric coarse pitch (MA), titanium nitride coating reduces friction and, consequently, the amount of energy required for chip removal and tool temperature. This results in longer tool life, reduced machining time and lower motor energy consumption for the same production.

Box | HSS-G | TiN | 376/B | HV=850 | External | R≤800N/mm² | Steel | Aluminum | Non-ferr. alloys | Cast Iron | Oil

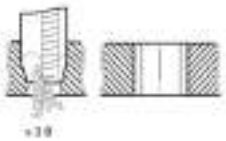

| Art. | B | L2 | L1 | D2 | C |
|---|---|---|---|---|---|
| M002/12TIN | M12 x 1,75 | 29 mm | 110 mm | 9 mm | 7 mm |
| M002/14TIN | M14 x 2 | 30 mm | 110 mm | 11 mm | 9 mm |
| M002/16TIN | M16 x 2 | 32 mm | 110 mm | 12 mm | 9 mm |
| M002/18TIN | M18 x 2,5 | 34 mm | 125 mm | 14 mm | 11 mm |
| M002/20TIN | M20 x 2,5 | 34 mm | 140 mm | 16 mm | 12 mm |
| M002/22TIN | M22 x 2,5 | 34 mm | 140 mm | 18 mm | 14,5 mm |
| M002/24TIN | M24 x 3 | 38 mm | 160 mm | 18 mm | 14,5 mm |

## M002-XTICN

NEW

### *MACHINE TAPS FOR THROUGH-HOLES, CORRECTED BORE*

Metric coarse pitch (MA), Titanium carbonitride coating combined with cobalt steel further reduces friction compared to titanium nitride coating, thereby decreasing the amount of energy required for chip removal and tool temperature. This results in longer tool life, reduced machining time and lower motor energy consumption for the same production, especially on tough and highly abrasive materials.

Box | HSS CO 5% | 376/B | HV=880 | External | R≤1000N/mm² | Steel | Stainless steel | Cast Iron | Oil | Lathe

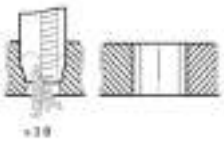

| Art. | B | L2 | L1 | D2 | C |
|---|---|---|---|---|---|
| M002/12TICN | M12 x 1,75 | 29 mm | 110 mm | 9 mm | 7 mm |
| M002/14TICN | M14 x 2 | 30 mm | 110 mm | 11 mm | 9 mm |
| M002/16TICN | M16 x 2 | 32 mm | 110 mm | 12 mm | 9 mm |
| M002/18TICN | M18 x 2,5 | 34 mm | 125 mm | 14 mm | 11 mm |
| M002/20TICN | M20 x 2,5 | 34 mm | 140 mm | 16 mm | 12 mm |
| M002/22TICN | M22 x 2,5 | 34 mm | 140 mm | 18 mm | 14,5 mm |
| M002/24TICN | M24 x 3 | 38 mm | 160 mm | 18 mm | 14,5 mm |

## M003-

### *MACHINE TAPS SPIRAL FLUTE FOR BLIND HOLES 35°*

Isometric thread coarse pitch - reinforced shank.

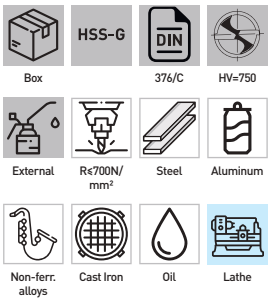




| Art. | B | L2 | L1 | D2 | C |
|---|---|---|---|---|---|
| M003/3 | M3 x 0,50 | 11 mm | 59 mm | 3,5 mm | 2,7 mm |
| M003/4 | M4 x 0,70 | 13 mm | 63 mm | 4,5 mm | 3,4 mm |
| M003/5 | M5 x 0,80 | 18 mm | 74 mm | 6 mm | 4,9 mm |
| M003/6 | M6 x 1 | 22 mm | 80 mm | 6 mm | 4,9 mm |
| M003/8 | M8 x 1,25 | 22 mm | 90 mm | 8 mm | 6,2 mm |
| M003/10 | M10 x 1,5 | 24 mm | 100 mm | 10 mm | 8 mm |

## M003-XV

### *MACHINE TAPS SPIRAL FLUTE FOR BLIND HOLES 35°*

Isometric thread coarse pitch - reinforced shank, the vaporization treatment increases the surface hardness and wear resistance by reducing the possibility of chip sticking.

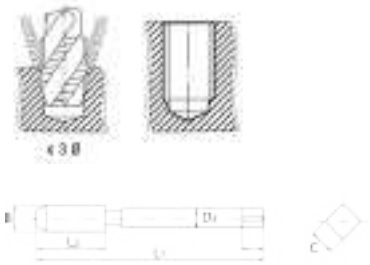

| Art. | B | L2 | L1 | D2 | C |
|---|---|---|---|---|---|
| M003/03V | M3 x 0,50 | 11 mm | 56 mm | 3,5 mm | 2,7 mm |
| M003/04V | M4 x 0,70 | 13 mm | 63 mm | 4,5 mm | 3,4 mm |
| M003/05V | M5 x 0,80 | 16 mm | 75 mm | 6 mm | 4,9 mm |
| M003/06V | M6 x 1 | 22 mm | 86 mm | 6 mm | 4,9 mm |
| M003/08V | M8 x 1,25 | 22 mm | 90 mm | 8 mm | 6,2 mm |
| M003/10V | M10 x 1,5 | 24 mm | 100 mm | 10 mm | 8 mm |

## M003-XTIN

NEW

### *MACHINE TAPS FOR HIGH-TWIST BLIND HOLES 35°*

Metric coarse pitch (MA) threading with reinforced shank: Titanium carbonitride coating combined with cobalt steel further reduces friction compared to titanium nitride coating, thereby decreasing the amount of energy required for chip removal and tool temperature. This results in longer tool life, reduced machining time and lower motor energy consumption for the same production.

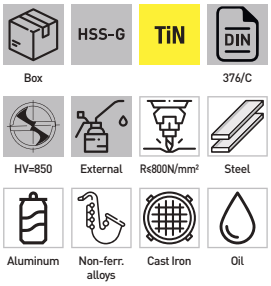




| Art. | B | L2 | L1 | D2 | C |
|---|---|---|---|---|---|
| M003/03TIN | M3 x 0,50 | 11 mm | 56 mm | 3,5 mm | 2,7 mm |
| M003/04TIN | M4 x 0,70 | 13 mm | 63 mm | 4,5 mm | 3,4 mm |
| M003/05TIN | M5 x 0,80 | 16 mm | 70 mm | 6 mm | 4,9 mm |
| M003/06TIN | M6 x 1 | 19 mm | 80 mm | 6 mm | 4,9 mm |
| M003/08TIN | M8 x 1,25 | 22 mm | 90 mm | 8 mm | 6,2 mm |
| M003/10TIN | M10 x 1,5 | 24 mm | 100 mm | 10 mm | 8 mm |

## M003-XTICN

NEW

### *MACHINE TAPS FOR HIGH-TWIST BLIND HOLES 35°*

Metric coarse pitch (MA) threading with reinforced shank: Titanium carbonitride coating combined with cobalt steel further reduces friction compared to titanium nitride coating, thereby decreasing the amount of energy required for chip removal and tool temperature. This results in longer tool life, reduced machining time and lower motor energy consumption for the same production.

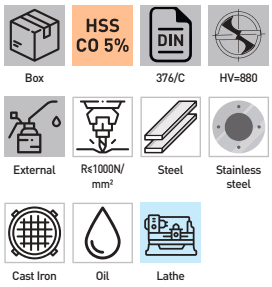


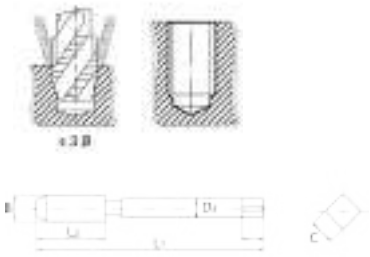

| Art. | B | L2 | L1 | D2 | C |
|---|---|---|---|---|---|
| M003/03TICN | M3 x 0,50 | 11 mm | 56 mm | 3,5 mm | 2,7 mm |
| M003/04TICN | M4 x 0,70 | 13 mm | 63 mm | 4,5 mm | 3,4 mm |
| M003/05TICN | M5 x 0,80 | 16 mm | 70 mm | 6 mm | 4,9 mm |
| M003/06TICN | M6 x 1 | 19 mm | 80 mm | 6 mm | 4,9 mm |
| M003/08TICN | M8 x 1,25 | 22 mm | 90 mm | 8 mm | 6,2 mm |
| M003/10TICN | M10 x 1,5 | 24 mm | 100 mm | 10 mm | 8 mm |

## M003-XXX

### *MACHINE TAPS SPIRAL FLUTE FOR BLIND HOLES 35°*

Isometric thread coarse pitch.

Box | HSS-G | 376/C | HV=750 | External | R≤700N/mm² | Steel | Aluminum | Non-ferr. alloys | Cast Iron | Oil | Lathe

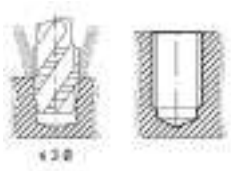



| Art. | B | L2 | L1 | D2 | C |
|---|---|---|---|---|---|
| M003/12 | M12 x 1,75 | 29 mm | 110 mm | 9 mm | 7 mm |
| M003/14 | M14 x 2 | 30 mm | 110 mm | 11 mm | 9 mm |
| M003/16 | M16 x 2 | 32 mm | 110 mm | 12 mm | 9 mm |
| M003/18 | M18 x 2,5 | 34 mm | 125 mm | 14 mm | 11 mm |
| M003/20 | M20 x 2,5 | 34 mm | 140 mm | 16 mm | 12 mm |
| M003/22 | M22 x 2,5 | 34 mm | 140 mm | 18 mm | 14,5 mm |
| M003/24 | M24 x 3 | 38 mm | 160 mm | 18 mm | 14,5 mm |
| M003/27 | M27 x 3 | 38 mm | 160 mm | 20 mm | 16 mm |
| M003/30 | M30 x 3,5 | 45 mm | 180 mm | 22 mm | 18 mm |

## M003-XXV

### *MACHINE TAPS SPIRAL FLUTE FOR BLIND HOLES 35°*

Isometric thread coarse pitch - reinforced shank, the vaporization treatment increases the surface hardness and wear resistance by reducing the possibility of chip sticking.

Box | HSS-G | V Vaporized | 376/C | HV=750 | External | R≤700N/mm² | Steel | Aluminum | Non-ferr. alloys | Cast Iron | Oil

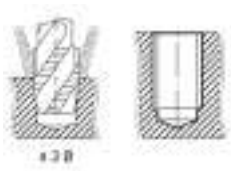

| Art. | B | L2 | L1 | D2 | C |
|---|---|---|---|---|---|
| M003/12V | M12 x 1,75 | 29 mm | 110 mm | 9 mm | 7 mm |
| M003/14V | M14 x 2 | 30 mm | 110 mm | 11 mm | 9 mm |
| M003/16V | M16 x 2 | 32 mm | 110 mm | 12 mm | 9 mm |
| M003/18V | M18 x 2,5 | 34 mm | 125 mm | 14 mm | 11 mm |
| M003/20V | M20 x 2,5 | 34 mm | 140 mm | 16 mm | 12 mm |
| M003/22V | M22 x 2,5 | 34 mm | 140 mm | 18 mm | 14,5 mm |
| M003/24V | M24 x 3 | 38 mm | 160 mm | 18 mm | 14,5 mm |

## M003-XXTIN

NEW

### *MACHINE TAPS FOR HIGH-TWIST BLIND HOLES 35°*

Metric coarse pitch (MA), titanium nitride coating reduces friction and, consequently, the amount of energy required for chip removal and tool temperature. This results in longer tool life, reduced machining time and lower motor energy consumption for the same production.

Box | HSS-G | TiN | 376/C | HV=850 | External | R≤800N/mm² | Steel | Aluminum | Non-ferr. alloys | Cast Iron | Oil

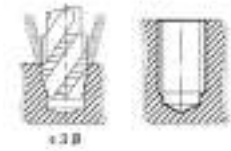

| Art. | B | L2 | L1 | D2 | C |
|---|---|---|---|---|---|
| M003/12TIN | M12 x 1,75 | 28 mm | 110 mm | 9 mm | 7 mm |
| M003/14TIN | M14 x 2 | 30 mm | 110 mm | 11 mm | 9 mm |
| M003/16TIN | M16 x 2 | 32 mm | 110 mm | 12 mm | 9 mm |
| M003/18TIN | M18 x 2,5 | 34 mm | 125 mm | 14 mm | 11 mm |
| M003/20TIN | M20 x 2,5 | 34 mm | 140 mm | 16 mm | 12 mm |
| M003/22TIN | M22 x 2,5 | 34 mm | 140 mm | 18 mm | 14,5 mm |
| M003/24TIN | M24 x 3 | 38 mm | 160 mm | 18 mm | 14,5 mm |

## M003-XXTICN

NEW

### *MACHINE TAPS FOR HIGH-TWIST BLIND HOLES 35°*

Metric coarse pitch (MA), Titanium carbonitride coating combined with cobalt steel further reduces friction compared to titanium nitride coating, thereby decreasing the amount of energy required for chip removal and tool temperature. This results in longer tool life, reduced machining time and lower motor energy consumption for the same production.

Box | HSS CO 5% | 376/C | HV=880 | External | R≤1000N/mm² | Steel | Stainless steel | Cast Iron | Oil | Lathe

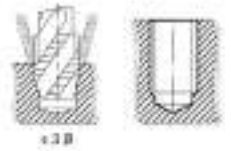

| Art. | B | L2 | L1 | D2 | C |
|---|---|---|---|---|---|
| M003/12TICN | M12 x 1,75 | 28 mm | 110 mm | 9 mm | 7 mm |
| M003/14TICN | M14 x 2 | 30 mm | 110 mm | 11 mm | 9 mm |
| M003/16TICN | M16 x 2 | 32 mm | 110 mm | 12 mm | 9 mm |
| M003/18TICN | M18 x 2,5 | 34 mm | 125 mm | 14 mm | 11 mm |
| M003/20TICN | M20 x 2,5 | 34 mm | 140 mm | 16 mm | 12 mm |
| M003/22TICN | M22 x 2,5 | 34 mm | 140 mm | 18 mm | 14,5 mm |
| M003/24TICN | M24 x 3 | 38 mm | 160 mm | 18 mm | 14,5 mm |

## M002-MXMFV

NEW

### *MACHINE TAPS FOR THROUGH-HOLES, CORRECTED BORE, FINE PITCH*

Metric fine pitch (MF) thread, steaming treatment increases surface hardness and wear resistance by reducing the possibility of chip sticking.

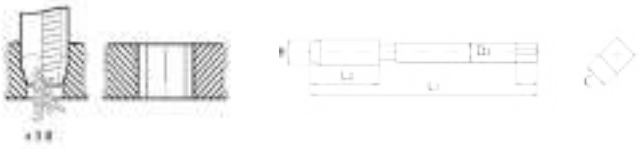

Box | HSS-G | Vaporized | 374/B | HV=750 | External | R≤700N/mm² | Steel

Aluminum | Non-ferr. alloys | Cast Iron | Oil | Lathe | Mill | Drill press

| Art. | B | L2 | L1 | D2 | C |
|---|---|---|---|---|---|
| M002/M05X050MFV | M5 x 0,50 | 12 mm | 70 mm | 3,5 mm | 2,7 mm |
| M002/M06X075MFV | M6 x 0,75 | 14 mm | 80 mm | 4,5 mm | 3,4 mm |
| M002/M08X075MFV | M8 x 0,75 | 19 mm | 80 mm | 6 mm | 4,9 mm |
| M002/M08X100MFV | M8 x 1,00 | 22 mm | 90 mm | 6 mm | 4,9 mm |
| M002/M10X100MFV | M10 x 1,00 | 20 mm | 90 mm | 7 mm | 5,5 mm |
| M002/M10X125MFV | M10 x 1,25 | 24 mm | 100 mm | 7 mm | 5,5 mm |
| M002/M12X100MFV | M12 x 1,00 | 22 mm | 100 mm | 9 mm | 7 mm |
| M002/M12X125MFV | M12 x 1,25 | 22 mm | 100 mm | 9 mm | 7 mm |
| M002/M12X150MFV | M12 x 1,50 | 22 mm | 100 mm | 9 mm | 7 mm |
| M002/M14X150MFV | M14 x 1,50 | 22 mm | 100 mm | 11 mm | 9 mm |
| M002/M16X150MFV | M16 x 1,50 | 22 mm | 100 mm | 12 mm | 9 mm |
| M002/M18X150MFV | M18 x 1,50 | 25 mm | 110 mm | 14 mm | 11 mm |
| M002/M20X150MFV | M20 x 1,50 | 25 mm | 125 mm | 16 mm | 12 mm |
| M002/M22X150MFV | M22 x 1,50 | 25 mm | 125 mm | 18 mm | 14,5 mm |
| M002/M24X150MFV | M24 x 1,50 | 28 mm | 140 mm | 18 mm | 14,5 mm |
| M002/M30X150MFV | M30 x 1,50 | 28 mm | 150 mm | 22 mm | 18 mm |

## M003-MXMFV

NEW

### *MACHINE TAPS FOR HIGH-TWIST BLIND HOLES 35°, FINE PITCH*

Metric fine pitch (MF) thread, steaming treatment increases surface hardness and wear resistance by reducing the possibility of chip sticking.

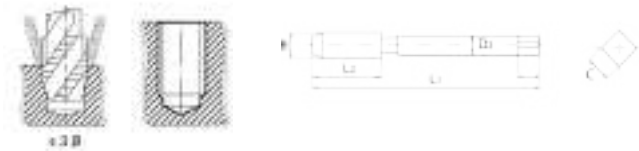

Box | HSS-G | Vaporized | 374/B | HV=750 | External | R≤700N/mm² | Steel

Aluminum | Non-ferr. alloys | Cast Iron | Oil | Lathe | Mill | Drill press

| Art. | B | L2 | L1 | D2 | C |
|---|---|---|---|---|---|
| M003/M05X050MFV | M5 x 0,50 | 8 mm | 70 mm | 3,5 mm | 2,7 mm |
| M003/M06X075MFV | M6 x 0,75 | 8 mm | 80 mm | 4,5 mm | 3,4 mm |
| M003/M08X075MFV | M8 x 0,75 | 8 mm | 80 mm | 6 mm | 4,9 mm |
| M003/M08X100MFV | M8 x 1 | 10 mm | 90 mm | 6 mm | 4,9 mm |
| M003/M10X100MFV | M10 x 1 | 10 mm | 90 mm | 7 mm | 5,5 mm |
| M003/M10X125MFV | M10 x 1,25 | 16 mm | 100 mm | 7 mm | 5,5 mm |
| M003/M12X100MFV | M12 x 1 | 11 mm | 100 mm | 9 mm | 7 mm |
| M003/M12X125MFV | M12 x 1,25 | 15 mm | 100 mm | 9 mm | 7 mm |
| M003/M12X150MFV | M12 x 1,50 | 15 mm | 100 mm | 9 mm | 7 mm |
| M003/M14X150MFV | M14 x 1,50 | 15 mm | 100 mm | 11 mm | 9 mm |
| M003/M16X150MFV | M16 x 1,50 | 15 mm | 100 mm | 12 mm | 9 mm |
| M003/M18X150MFV | M18 x 1,50 | 17 mm | 110 mm | 14 mm | 11 mm |
| M003/M20X150MFV | M20 x 1,50 | 17 mm | 125 mm | 16 mm | 12 mm |
| M003/M22X150MFV | M22 x 1,50 | 20 mm | 125 mm | 18 mm | 14,5 mm |
| M003/M24X150MFV | M24 x 1,50 | 15 mm | 140 mm | 18 mm | 14,5 mm |
| M003/M30X150MFV | M30 x 1,50 | 22 mm | 150 mm | 22 mm | 18 mm |

## 0890-

### *3 IN 1 DRILLING-TAPPING-DEBURRING TOOL*

Thanks to the particular geometry in a single operation it is able to drill, thread and countersink.

HSS
Box
Steel
Aluminum
Non-ferr. alloys
Cast Iron

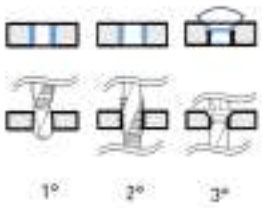

| Art. | Taps | Shank | Dimensions |
|---|---|---|---|
| 0890/M3 | M3 x 0,5 | 1/4" | 52 mm |
| 0890/M4 | M4 x 0,7 | 1/4" | 52 mm |
| 0890/M5 | M5 x 0,8 | 1/4" | 54 mm |
| 0890/M6 | M6 x 1 | 1/4" | 56 mm |
| 0890/M8 | M8 x 1,25 | 1/4" | 58 mm |
| 0890/M10 | M10 x 1,5 | 1/4" | 60 mm |

## 0890

### *3 IN 1 DRILLING-TAPING-DEBURRING TOOL AND BIT SET*

Thanks to the particular geometry in a single operation it is able to drill, thread and countersink. With quick change holder.

14 Pcs
Box
HSS
Steel
Aluminum
Non-ferr. alloys
Magnetic Drill
Portable Drill

| | |
|---|---|
| Taps | M3 x 0,5 - M4 x 0,7 - M5 x 0,8 - M6 x 1 - M8 x 1,25 - M10 x 1,5 |
| Shank | 1/4" |
| Phillips | 1 - 2 |
| Pozi-driv | 1 - 2 |
| Slotted | 4 - 5 mm |

## 0897-

### *HARD METAL TAP CRUSHER TOOL*

For removing broken taps inside holes. Cylindrical shank with hexagon for housing in the spindle, and self-centering cutting edge.

Box
HM
TiAlN

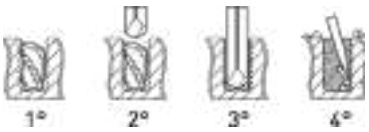


| Art. | L | l | Taps | Stem |
|---|---|---|---|---|
| 0897/M3 | 38 mm | 10 mm | M3 | 3 mm |
| 0897/M4 | 46 mm | 15 mm | M4 | 4 mm |
| 0897/M5 | 50 mm | 19 mm | M5 | 5 mm |
| 0897/M6 | 50 mm | 23 mm | M6 | 6 mm |
| 0897/M8 | 60 mm | 23 mm | M8 | 7 mm |
| 0897/M10 | 100 mm | 25 mm | M10 | 9 mm |
| 0897/M12 | 100 mm | 35mm | M12 | 12 mm |

## G002-

### *ADJUSTABLE TAP HOLDER*

With hardened jaws, a handle that can be unscrewed to carry out jobs with tight dimensions.

Blister
HSS-G
DIN 1814

| Art. | Taps | Square |
|---|---|---|
| G002/1 | M1 ÷ M10 | 1,75 ÷ 5,5 |
| G002/2 | M4 ÷ M12 | 2,4 ÷ 8 mm |
| G002/3 | M5 ÷ M20 | 2,7 ÷ 12 |

## G003-

### *RATCHET TAP HOLDER*

In right-hand, left-hand or fixed position. Equipped with a level on the head to facilitate correct alignment of the tap with the bore.

Blister
HSS-G

| Art. | Length | Taps | Square |
|---|---|---|---|
| G003/1 | 85 mm | M3 ÷ M8 | 1,75 ÷ 5,5 mm |
| G003/2 | 100 mm | M5 ÷ M12 | 4 ÷ 8 mm |
| G003/3 | 250 mm | M3 ÷ M8 | 2,7 ÷ 5 mm |
| G003/4 | 300 mm | M5 ÷ M12 | 4,9 ÷ 8 mm |

## G011-

### *TAP HOLDER WITH PILOT SPINDLE*

Equipped with a centring guide pin, which allows it to be fixed on machine tool spindles in order to maintain the straightness of the tap with respect to the previously drilled pre-drilled hole.

Box
Steel

| Art. | Taps | Square | Cylindric shank |
|---|---|---|---|
| G011/1 | M2 ÷ M6 | 3 ÷ 5 mm | Ø 6,25 mm |
| G011/2 | M6 ÷ M12 | 5 ÷ 12 mm | Ø 7,60 mm |

## F123

### *ROUND DIE SET*

From M3 to M12, complete with round die-stock.

9 Pcs | Box | Steel | Steel | Aluminum | Non-ferr. alloys | Cast Iron | Oil | Manual use

| | |
|---|---|
| **Size** | M3 - M4 - M5 - M6 - M8 - M10 - M12 |
| **Round die-stock** | 25 x 9 mm |

## G001-

### *ROUND DIE-STOCK*

With 3 die fixing screws, 1 unscrewable handle to carry out jobs with tight dimensions.

Blister | HSS-G | DIN 225

| Art. | Die dimensions | For dies |
|---|---|---|
| G001/20 | 20 x 7 mm | M4,5 ÷ M6 |
| G001/25 | 25 x 9 mm | M7 ÷ M9 |
| G001/30 | 30 x 11 mm | M10 ÷ M11 |
| G001/38 | 38 x 14 mm | M12 ÷ M14 |
| G001/45 | 45 x 18 mm | M16 ÷ M20 |
| G001/55 | 55 x 22 mm | M22 ÷ M24 |

## F121-

### *METRIC DIE FOR COARSE PITCH*

With correct entry on both sides to facilitate the execution of the thread and correctly evacuate the shavings in the cutting direction.

Box | HSS | DIN 223 | Steel | Aluminum | Non-ferr. alloys | Cast Iron | Oil | Manual use

| Art. | Pitch | Dimensions |
|---|---|---|
| F121/03 | 3 x 0,5 mm | Ø 20 x 5 mm |
| F121/04 | 4 x 0,7 mm | Ø 20 x 5 mm |
| F121/05 | 5 x 0,8 mm | Ø 20 x 7 mm |
| F121/06 | 6 x 1 mm | Ø 20 x 7 mm |
| F121/08 | 8 x 1,25 mm | Ø 25 x 9 mm |
| F121/10 | 10 x 1,5 mm | Ø 30 x 11 mm |
| F121/12 | 12 x 1,75 mm | Ø 38 x 14 mm |
| F121/14 | 14 x 2 mm | Ø 38 x 14 mm |
| F121/16 | 16 x 2 mm | Ø 45 x 18 mm |
| F121/18 | 18 x 2,5 mm | Ø 45 x 18 mm |
| F121/20 | 20 x 2,5 mm | Ø 45 x 18 mm |

## F122-

### *DIE GAS THREAD*

With correct entry on both sides to facilitate the execution of the thread and correctly evacuate the shavings in the cutting direction.

Box | HSS | DIN 5158/B | Steel | Aluminum | Non-ferr. alloys | Cast Iron | Oil | Manual use

| Art. | Pitch | Dimensions |
|---|---|---|
| F122/1/8 | G1/8-28 | Ø 30 x 11 mm |
| F122/1/4 | G1/4-19 | Ø 38 x 10 mm |
| F122/3/8 | G3/8-19 | Ø 45 x 14 mm |
| F122/1/2 | G1/2-14 | Ø 45 x 14 mm |
| F122/5/8 | G5/8-14 | Ø 55 x 16 mm |
| F122/3/4 | G3/4-14 | Ø 55 x 16 mm |
| F122/7/8 | G7/8-14 | Ø 65 x 18 mm |
| F122/1 | G1-11 | Ø 65 x 18 mm |

# F-COIL THREAD RESTORER RANGE

It is essential for reinforcing threads in materials with reduced resistance (aluminium, aluminium alloys or magnesium).
The industrial sectors where it is most used are: mechanical and building development, automotive industry, medical and electronic equipment, as well as aerospace and aeronautical construction.
Tapping reinforcement eliminates wear on the tapping itself, allowing frequent use of the thread.
It is essential for the economical and lasting restoration of worn or discarded threads during manufacture.

## RESTORATION AND LAYING PROCEDURE

### 1st operation
Knowing the type of damaged thread

Knowledge of the type of damaged thread so that the appropriate kit can be purchased to restore it.

### 2nd operation
Drilling execution with specific drill tip

Drilling for removal of the damaged thread and thread preparation for the new F-Coil thread insert

### 3rd operation
Tapping execution for preparation of F-Coil thread housing

Execution of the tapping operation with the specific tap for creating the housing for the F-Coil thread insert.

### 4th operation
Screw in the Coil insert with the appropriate tool

Screw in the F-Coil insert with the F-Coil mounting tool to the required depth.
If one helix is not enough, you can add more helix up to the necessary depth.
The application of thread-locking glue is recommended to avoid possible disassembly of the F-Coil

### 5th operation
Breaking of the driving notch with a special cutter

Once the thread-insert has been installed, break off the retention stud bolt.
In order to break it, the specific breaking tool must be used.
From a thread size of M14 onwards, it is possible to perform this operation with the use of a clamp where the pitch size permits.

# REPAIR THREADS FOR SPARK PLUG SEATS

To restore damaged spark plug seats the procedure is different: Threading is carried out directly on the damaged thread with the special tap supplied with the KIT. The F-COIL thread bushing is then inserted and must be screwed in completely up to the stop.
The application of thread-locking adhesive is recommended.

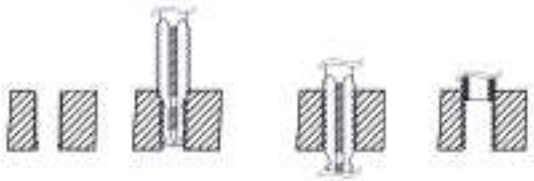

# COMPOSITION OF THE THREAD REPAIR KIT

| | | | |
|---|---|---|---|
| 1 | Stainless steel threaded inserts to be inserted in the tapping performed by recreating the previously damaged thread ( Available in 1xØ, 1.5xØ, 2xØ, 2.5xØ and 3xØ lengths | | |
| 2 | Helical HSS bit for making the pre-hole for the tap | | |
| 3 | Specific tap for tapping for the application of the threaded insert | | |
| 4 | Tool for mounting F-Coil threaded inserts | For threaded inserts up to M24 | |
| | | For M26 inserts | |
| 5 | Specific tool for breaking the F-Coil tang | | |

## E010

### *METRIC THREAD REPAIR F-COIL SET*

Suitable for thread regeneration or to obtain very resistant tapping in soft materials.

130 Pcs | Carrying case | HSS | INOX

| | |
|---|---|
| **Sizes** | M5 - M12 |
| **STI Taps** | M5 x 0,8 - M6 x 1 - M8 x 1,25 - M10 x 1,5 - M12 x 1,75 |
| **Drills** | 5,2 mm - 6,3 mm - 8,3 mm - 10,4 mm - 12,4 mm |
| **Wire-thread inserts** | M5=25 M6=25 M8=25 M10=25 M12=10 |
| **Inserting tool** | 5 Pcs |
| **Tang break tool** | 5 Pcs |

## E010B

### *METRIC THREAD REPAIR F-COIL SET*

Suitable for thread regeneration or to obtain very resistant tapping in soft materials.

125 Pcs | Carrying case | HSS | INOX

| | |
|---|---|
| **Sizes** | M6 - M14 |
| **STI Taps** | M6 x 1 - M8 x 1,25 - M10 x 1,5 - M12 x 1,75 - M14 x 1,25 |
| **Drills** | 6,3 mm - 8,3 mm - 10,4 mm - 12,4 mm |
| **Wire-thread inserts** | M6=25 M8=25 M10=20 M12=15 M14=25 |
| **Inserting tool** | 5 Pcs |
| **Tang break tool** | 5 Pcs |

## E010E

### *METRIC THREAD REPAIR F-COIL SET*

Suitable for thread regeneration or to obtain very resistant tapping in soft materials.

130 Pcs | Carrying case | HSS | INOX

| | |
|---|---|
| **Sizes** | M5 - M12 |
| **STI Taps** | M5 x 0,8 - M6 x 1 - M8 x 1,25 - M10 x 1,5 - M12 x 1,75 |
| **Drills** | 5,2 mm - 6,3 mm - 8,3 mm - 10,4 mm - 12,4 mm |
| **Wire-thread inserts** | M5=25 M6=25 M8=25 M10=25 M12=10 |
| **Inserting tool** | 5 Pcs |
| **Tang break tool** | 5 Pcs |

## E010-

### *THREAD REPAIR INSERT SET*

Suitable for thread regeneration or to obtain very resistant tapping in soft materials.

Hangable | HSS | INOX

| Art. | Thread insert | Boring bit | Taps | Handle |
|---|---|---|---|---|
| E010/M05 | M5 | 5,2 mm | x M5 | 2 |
| E010/M06 | M6 | 6,3 mm | x M6 | 2 |
| E010/M08 | M8 | 8,3 mm | x M8 | 2 |
| E010/M10 | M10 | 10,4 mm | x M10 | 2 |
| E010/M12 | M12 | 12,4 mm | x M12 | 2 |
| E010/M14 | M14 x 1,25 | 14,4 mm | x M14 x 1,25 | 2 |

## E011A

### *METRIC THREAD REPAIR F-COIL SET*

Suitable for thread regeneration or to obtain very resistant tapping in soft materials.

130 Pcs | Carrying case | HSS | INOX

| | |
|---|---|
| **Sizes** | M5 - M12 |
| **STI Taps** | M5 x 0,8 - M6 x 1 - M8 x 1,25 - M10 x 1,5 - M12 x 1,75 |
| **Drills** | 5,2 mm - 6,3 mm - 8,3 mm - 10,4 mm - 12,4 mm |
| **Wire-thread inserts** | M5=25 M6=25 M8=25 M10=25 M12=10 |
| **Inserting tool** | 5 Pcs |
| **Tang break tool** | 5 Pcs |

## E011B

### *METRIC THREAD REPAIR F-COIL SET*

Suitable for thread regeneration or to obtain very resistant tapping in soft materials.

113 Pcs | Carrying case | HSS | INOX

| | |
|---|---|
| **Sizes** | M6 - M14 |
| **STI Taps** | M6 x 1 - M8 x 1,25 - M10 x 1,5 - M12 x 1,75 - M14 x 1,25 |
| **Drills** | 6,3 mm - 8,3 mm - 10,4 mm - 12,4 mm |
| **Wire-thread inserts** | M6=25 M8=25 M10=25 M12=10 M14=10 |
| **Inserting tool** | 5 Pcs |
| **Tang break tool** | 4 Pcs |

## E011C

### *METRIC THREAD REPAIR F-COIL SET*

Suitable for thread regeneration or to obtain very resistant tapping in soft materials.

87 Pcs | Hangable | HSS | INOX

| | |
|---|---|
| **Sizes** | M6 - M10 |
| **STI Taps** | M6 x 1 - M8 x 1,25 - M10 x 1,5 |
| **Drills** | 6,3 mm - 8,3 mm - 10,4 mm |
| **Wire-thread inserts** | M6\|25 Pcs - M8\|25 Pcs - M10\|25 Pcs |
| **Inserting tool** | 3 Pcs |
| **Tang break tool** | 3 Pcs |

## E011D

### *METRIC THREAD REPAIR F-COIL SET*

Suitable for thread regeneration or to obtain very resistant tapping in soft materials.
14mm size specific for car spark plugs.

113 Pcs | Carrying case | HSS | INOX

| | |
|---|---|
| **Sizes** | M6 - M14 |
| **STI Taps** | M6 x 1 - M8 x 1,25 - M10 x 1,5 - M12 x 1,75 - M14 x 1,25 |
| **Drills** | 6,3 mm - 8,3 mm - 10,4 mm - 12,4 mm |
| **Wire-thread inserts** | M6\|25 Pcs - M8\|25 Pcs - M10\|25 Pcs - M12\|10 Pcs - M14\|10 Pcs |
| **Inserting tool** | 5 Pcs |
| **Tang break tool** | 4 Pcs |

## E011-MX1

### *METRIC THREAD REPAIR F-COIL SET*

Suitable for thread regeneration or to obtain very resistant tapping in soft materials.

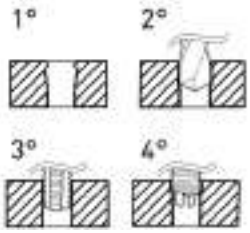


Hangable HSS INOX

| Art. | Dimensions | Boring bit | STI Taps | Inserting tool | Tang break tool | Inserts quantity |
|---|---|---|---|---|---|---|
| E011/M020X040 | M 2 x 0,4 | Ø 2,1 mm | E011/M020X040M | E011/U02 | E011/A02 | 20 |
| E011/M025X045 | M 2,5 x 0,45 | Ø 2,6 mm | E011/M025X045M | E011/U03 | E011/A03 | 20 |
| E011/M030X050 | M 3 x 0,5 | Ø 3,2 mm | E011/M030X050M | E011/U04 | E011/A04 | 20 |
| E011/M035X060 | M 3,5 x 0,6 | Ø 3,7 mm | E011/M035X060M | E011/U05 | E011/A05 | 20 |
| E011/M040X070 | M 4 x 0,7 | Ø 4,2 mm | E011/M040X070M | E011/U06 | E011/A06 | 20 |
| E011/M050X080 | M 5 x 0,8 | Ø 5,2 mm | E011/M050X080M | E011/U08 | E011/A08 | 20 |
| E011/M060X100 | M 6 x 1,0 | Ø 6,3 mm | E011/M060X100M | E011/U09 | E011/A09 | 20 |
| E011/M070X100 | M 7 x 1,0 | Ø 7,3 mm | E011/M070X100M | E011/U10 | E011/A11 | 20 |
| E011/M080X100 | M 8 x 1,0 | Ø 8,3 mm | E011/M080X100M | E011/U11 | E011/A11 | 20 |
| E011/M080X125 | M 8 x 1,25 | Ø 8,3 mm | E011/M080X125M | E011/U11 | E011/A11 | 20 |
| E011/M090X100 | M 9 x 1,0 | Ø 9,3 mm | E011/M090X100M | E011/U12 | E011/A12 | 10 |
| E011/M090X125 | M 9 x 1,25 | Ø 9,3 mm | E011/M090X125M | E011/U12 | E011/A12 | 15 |
| E011/M100X100 | M 10 x 1,0 | Ø 10,3 mm | E011/M100X100M | E011/U13 | E011/A13 | 15 |
| E011/M100X125 | M 10 x 1,25 | Ø 10,3 mm | E011/M100X125M | E011/U13 | E011/A13 | 15 |
| E011/M100X150 | M 10 x 1,5 | Ø 10,4 mm | E011/M100X150M | E011/U13 | E011/A13 | 15 |
| E011/M110X150 | M 11 x 1,5 | Ø 11,4 mm | E011/M110X150M | E011/U14 | E011/A14 | 10 |
| E011/M120X100 | M 12 x 1,0 | Ø 12,3 mm | E011/M120X100M | E011/U15 | E011/A15 | 10 |
| E011/M120X125 | M 12 x 1,25 | Ø 12,3 mm | E011/M120X125M | E011/U15 | E011/A15 | 10 |
| E011/M120X150 | M 12 x 1,5 | Ø 12,4 mm | E011/M120X150M | E011/U15 | E011/A15 | 10 |
| E011/M120X175 | M 12 x 1,75 | Ø 12,4 mm | E011/M120X175M | E011/U15 | E011/A15 | 10 |
| E011/M140X100 | M 14 x 1,0 | - | E011/M140X100M | E011/U16 | - | 10 |
| E011/M140X125 | M 14 x 1,25 | - | E011/M140X125M | E011/U16 | - | 10 |
| E011/M140X150 | M 14 x 1,5 | - | E011/M140X150M | E011/U17 | - | 10 |
| E011/M140X200 | M 14 x 2,0 | - | E011/M140X200M | E011/U17 | - | 10 |
| E011/M160X150 | M 16 x 1,5 | - | E011/M160X150M | E011/U18 | - | 10 |
| E011/M160X200 | M 16 x 2,0 | - | E011/M160X200M | E011/U18 | - | 10 |
| E011/M180X150 | M 18 x 1,5 | - | E011/M180X150M | E011/U20 | - | 5 |
| E011/M180X200 | M 18 x 2,0 | - | E011/M180X200M | E011/U20 | - | 5 |
| E011/M180X250 | M 18 x 2,5 | - | E011/M180X250M | E011/U20 | - | 5 |
| E011/M200X150 | M 20 x 1,5 | - | E011/M200X150M | E011/U21 | - | 5 |
| E011/M200X200 | M 20 x 2,0 | - | E011/M200X200M | E011/U21 | - | 5 |
| E011/M200X250 | M 20 x 2,5 | - | E011/M200X250M | E011/U21 | - | 5 |
| E011/M220X150 | M 22 x 1,5 | - | E011/M220X150M | E011/U22 | - | 5 |
| E011/M220X200 | M 22 x 2,0 | - | E011/M220X200M | E011/U22 | - | 5 |
| E011/M220X250 | M 22 x 2,5 | - | E011/M220X250M | E011/U22 | - | 5 |
| E011/M240X150 | M 24 x 1,5 | - | E011/M240X150M | E011/U23 | - | 5 |
| E011/M240X200 | M 24 x 2,0 | - | E011/M240X200M | E011/U23 | - | 5 |
| E011/M240X300 | M 24 x 2,0 | - | E011/M240X300M | E011/U23 | - | 5 |

## E011/M140X125B

### *METRIC SPARK PLUG SOLID THREAD REPAIR SET*

Specific for repairs or reinforcement of spark plug seats.

17 Pcs Hangable HSS INOX

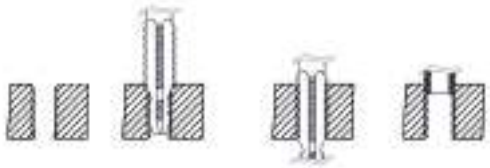

| | |
|---|---|
| **STI Taps** | E011/M140X125MCB |
| **Wire-thread inserts** | 4 x H 9,5 mm - 4 x H 11,2 mm - 4 x H 12,7 mm - 4 x H 17,5 mm |

## E011-MXC

### *SPARK PLUG METRIC THREAD REPAIR F-COIL SET*

Specific for repairs or reinforcement of spark plug seats.

Hangable HSS INOX

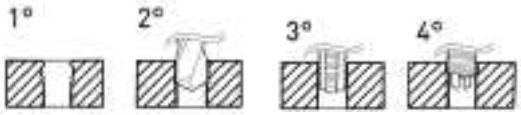

| Art. | Size | Inserting tool | STI Taps | Wire-thread inserts |
|---|---|---|---|---|
| E011/M060X100C | M 6 x 1,0 | E011/U09 | E011/M060X100M | 10 |
| E011/M080X125C | M 8 x 1,25 | E011/U11 | E011/M080X125M | 10 |
| E011/M100X100C | M 10 x 1,0 | E011/U13 | E011/M100X100M | 10 |
| E011/M100X125C | M 10 x 1,25 | E011/U13 | E011/M100X125M | 10 |
| E011/M100X150C | M 10 x 1,5 | E011/U13 | E011/M100X150M | 10 |
| E011/M120X125C | M 12 x 1,25 | E011/U15 | E011/M120X125M | 10 |
| E011/M140X125C | M 14 x 1,25 | E011/U17 | E011/M140X125M | 5 x E010/M140X125E084 - 5 x E010/M140X125E124 - 5 x E010/M140x125E164 |

## E010-MXEXC

### *STAINLESS STEEL THREAD REPAIR INSERT*

Specific for repairs or reinforcement of spark plug seats. With rhomboidal section, with spring shape, which creates two perfectly concentric threads; an external one that mates with the threaded hole previously made and an internal one that receives the screw.

Hangable HSS INOX

| Art. | Dimensions | H | Pack |
|---|---|---|---|
| E010/M140X125E084 | M14 x 1,25 | 8,4 mm | 10 |
| E010/M140X125E124 | M14 x 1,25 | 12,4 mm | 10 |
| E010/M140X125E164 | M14 x 1,25 | 16,4 mm | 10 |

## E011-M140X125EX

### *SOLID THREAD INSERT SPARK PLUG SET*

Specific for repairs or reinforcement of spark plug seats.

Hangable HSS INOX

| Art. | Size | H | Pack |
|---|---|---|---|
| E011/M140X125E095 | M14 x 1,25 | 9,5 mm | 10 |
| E011/M140X125E112 | M14 x 1,25 | 11,2 mm | 10 |
| E011/M140X125E127 | M14 x 1,25 | 12,7 mm | 10 |
| E011/M140X125E175 | M14 x 1,25 | 17,5 mm | 10 |

## E011/M140X125MCB

### *METRIC COMBINED TAP FOR SOLID INSERT*

Specific for the creation of reset threads on spark plug seats.

HSS INOX

| | |
|---|---|
| Size | M16 x 1,25 |
| Hexagon | 18 mm |
| L | 70 mm |
| l | 32mm |

## E011/MC

### *METRIC GLOW PLUG SOLID THREAD REPAIR SET*

Specific for repairs or reinforcement of glow plug seats.

33 Pcs Box HSS INOX

| | |
|---|---|
| Sizes | 8 mm - 10 mm - 12 mm |
| STI Taps | M8 x 1 - M10 x 1 - M10 x 1,25 - M12 x 1 - M12 x 1,25 - M14 x 1,25 |

## E011/BSW

### *1/4-1/2 BSW THREAD REPAIR F-COIL SET*

Suitable for thread regeneration or to obtain very resistant tapping in soft materials.

115 Pcs Carrying case HSS INOX

| | |
|---|---|
| Sizes | BSW 1/4" - 1/2" |
| STI Taps | 1/4"x20-5/16"x18-3/8"x16-7/16"x14-1/2"x12 |
| Drills | 6,6 mm - 8,3 mm - 9,9 mm - 11,5 mm - 13 mm |
| Wire-thread inserts | 1/4"=25 5/16"=25 3/8"=25 7/16"=10 1/2"=10 |
| Inserting tool | 5 Pcs |
| Tang break tool | 5 Pcs |

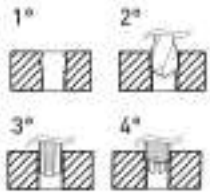

## E011-BSWX

### *BSW THREAD REPAIR F-COIL SET*

Suitable for thread regeneration or to obtain very resistant tapping in soft materials.

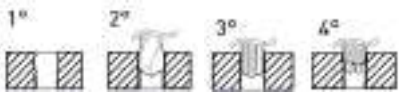


Hangable HSS INOX

| Art. | Thread | Boring bit | STI Taps | Inserting tool | Tang break tool | Wire-thread inserts | Inserts quantity |
|---|---|---|---|---|---|---|---|
| E011/BSW1/8 | 1/8" x 40 | Ø 3,4 mm | E011/BSW1/8M | E011/U04 | E011/A4 | E010/BSW1/8E15 | 20 |
| E011/BSW3/16 | 3/16" x 24 | Ø 5 mm | E011/BSW3/16M | E011/U08 | E011/A8 | E010/BSW3/16E15 | 20 |
| E011/BSW1/4 | 1/4" x 20 | Ø 6,7 mm | E011/BSW1/4M | E011/U09 | E011/A9 | E010/BSW1/4E15 | 20 |
| E011/BSW5/16 | 5/16" x 18 | Ø 8,3 mm | E011/BSW5/16M | E011/U10 | E011/A11 | E010/BSW5/16E15 | 20 |
| E011/BSW7/16 | 7/16" x 14 | Ø 11,5 mm | E011/BSW7/16M | E011/U14 | E011/A14 | E010/BSW7/16E15 | 10 |
| E011/BSW1/2 | 1/2" x 12 | Ø 13 mm | E011/BSW1/2M | E011/U15 | E011/A15 | E010/BSW1/2E15 | 10 |
| E011/BSW9/16 | 9/16" x 12 | - | E011/BSW9/16M | E011/U16 | - | E010/BSW9/16E15 | 10 |
| E011/BSW5/8 | 5/8" x 11 | - | E011/BSW5/8M | E011/U18 | - | E010/BSW5/8E15 | 10 |
| E011/BSW3/4 | 3/4" x 10 | - | E011/BSW3/4M | E011/U20 | - | E010/BSW3/4E15 | 5 |
| E011/BSW7/8 | 7/8" x 9 | - | E011/BSW7/8M | E011/U22 | - | E010/BSW7/8E15 | 5 |
| E011/BSW1 | 1" x 8 | - | E011/BSW1M | E011/U23 | - | E010/BSW1E15 | 4 |

## E011/BSF

### *1/4-1/2 BSF THREAD REPAIR F-COIL SET*

Suitable for thread regeneration or to obtain very resistant tapping in soft materials.

115 Pcs | Carrying case | HSS

| | |
|---|---|
| Sizes | BSF 1/4" - 1/2" |
| STI Taps | 1/4"x26 - 5/16"x22 - 3/8"x20 - 7/16"x18 - 1/2"x16 |
| Drills | 6,6 mm - 8,3 mm - 9,9 mm - 11,5 mm - 13 mm |
| Wire-thread inserts | 1/4"=25 - 5/16"=25 - 3/8"=25 - 7/16"=10 - 1/2"=10 |
| Inserting tool | 5 Pcs |
| Tang break tool | 5 Pcs |

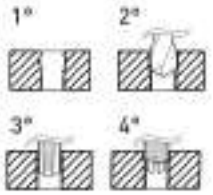

## E011-BSFX

### *BSF THREAD REPAIR F-COIL SET*

Suitable for thread regeneration or to obtain very resistant tapping in soft materials.

Hangable | HSS | INOX

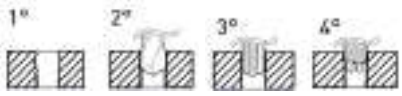


| Art. | Thread | Boring bit | STI Taps | Inserting tool | Tang break tool | Wire-thread inserts | Inserts quantity |
|---|---|---|---|---|---|---|---|
| E011/BSF3/16 | 3/16" x 32 | Ø 5 mm | E011/BSF3/16M | E011/U07 | E011/A06 | E010/BSF3/16E15 | 20 |
| E011/BSF1/4 | 1/4" x 26 | Ø 6,6 mm | E011/BSF1/4M | E011/U09 | E011/A09 | E010/BSF1/4E15 | 20 |
| E011/BSF5/16 | 5/16" x 22 | Ø 8,3 mm | E011/BSF5/16M | E011/U11 | E011/A11 | E010/BSF5/16E15 | 20 |
| E011/BSF3/8 | 3/8" x 20 | Ø 9,9 mm | E011/BSF3/8M | E011/U13 | E011/A13 | E010/BSF3/8E15 | 15 |
| E011/BSF7/16 | 7/16" x 18 | Ø 11,5 mm | E011/BSF7/16M | E011/U14 | E011/A14 | E010/BSF7/16E15 | 10 |
| E011/BSF1/2 | 1/2" x 16 | Ø 13 mm | E011/BSF1/2M | E011/U15 | E011/A15 | E010/BSF1/2E15 | 10 |
| E011/BSF9/16 | 9/16" x 16 | - | E011/BSF9/16M | E011/U16 | - | E010/BSF9/16E15 | 10 |
| E011/BSF5/8 | 5/8" x 14 | - | E011/BSF5/8M | E011/U18 | - | E010/BSF5/8E15 | 10 |
| E011/BSF3/4 | 3/4" x 12 | - | E011/BSF3/4M | E011/U20 | - | E010/BSF3/4E15 | 5 |
| E011/BSF7/8 | 7/8" x 11 | - | E011/BSF7/8M | E011/U22 | - | E010/BSF7/8E15 | 5 |
| E011/BSF1 | 1" x 10 | - | E011/BSF1M | E011/U23 | - | E010/BSF1E15 | 4 |

## E011/UNC

### *1/4-1/2 UNC THREAD REPAIR F-COIL SET*

Suitable for thread regeneration or to obtain very resistant tapping in soft materials.

115 Pcs | Carrying case | HSS

| | |
|---|---|
| Sizes | UNC 1/4" - 1/2" |
| STI Taps | 1/4"x20 - 5/16"x18 - 3/8"x16 - 7/16"x14 - 1/2"x13 |
| Drills | 6,7 mm - 8,3 mm - 9,8 mm - 11,5 mm - 13 mm |
| Wire-thread inserts | 1/4"=25 - 5/16"=25 - 3/8"=25 - 7/16"=10 - 1/2"=10 |
| Inserting tool | 5 Pcs |
| Tang break tool | 5 Pcs |

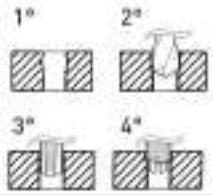

## E011-UNCX

### *UNC THREAD REPAIR F-COIL SET*

Suitable for thread regeneration or to obtain very resistant tapping in soft materials.

Hangable | HSS | INOX

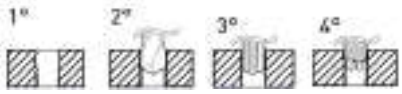


| Art. | Thread | Drills | STI Taps | Inserting tool | Tang break tool | Wire-thread inserts | Inserts quantity |
|---|---|---|---|---|---|---|---|
| E011/UNC1/4 | 1/4" x 20 | Ø 6,7 mm | E011/UNC1/4M | E011/U09 | E011/A09 | E010/UNC1/4E15 | 20 |
| E011/UNC5/16 | 5/16" x 18 | Ø 8,3 mm | E011/UNC5/16M | E011/U10 | E011/A11 | E010/UNC5/16E15 | 20 |
| E011/UNC3/8 | 3/8" x 16 | Ø 9,9 mm | E011/UNC3/8M | E011/U06 | E011/A06 | E010/UNC3/8E15 | 20 |
| E011/UNC7/16 | 7/16" x 14 | Ø 11,6 mm | E011/UNC7/16M | E011/U14 | E011/A14 | E010/UNC7/16E15 | 10 |
| E011/UNC1/2 | 1/2" x 13 | Ø 13 mm | E011/UNC1/2M | E011/U15 | E011/A15 | E010/UNC1/2E15 | 10 |
| E011/UNC9/16 | 9/16" x 12 | - | E011/UNC9/16M | E011/U16 | - | E010/UNC9/16E15 | 10 |
| E011/UNC5/8 | 5/8" x 1 | - | E011/UNC5/8M | E011/U18 | - | E010/UNC5/8E15 | 10 |
| E011/UNC3/4 | 3/4" x 10 | - | E011/UNC3/4M | E011/U20 | - | E010/UNC3/4E15 | 5 |
| E011/UNC7/8 | 7/8" x 9 | - | E011/UNC7/8M | E011/U22 | - | E010/UNC7/8E15 | 5 |

## E011/UNF

### *1/4-1/2 UNF THREAD REPAIR F-COIL SET*

Suitable for thread regeneration or to obtain very resistant tapping in soft materials.

115 Pcs | Carrying case | HSS

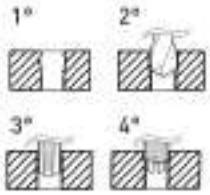

| | |
|---|---|
| Sizes | UNF 1/4" - 1/2" |
| STI Taps | 1/4"x28 - 5/16"x24 - 3/8"x24 - 7/16"x20 - 1/2"x20 |
| Drills | 6,7 mm - 8,3 mm - 9,8 mm - 11,5 mm - 13 mm |
| Wire-thread inserts | 1/4"=25 - 5/16"=25 - 3/8"=25 - 7/16"=10 - 1/2"=10 |
| Inserting tool | 5 Pcs |
| Tang break tool | 5 Pcs |

## E011-UNFX

### *UNF THREAD REPAIR F-COIL SET*

Suitable for thread regeneration or to obtain very resistant tapping in soft materials.

Hangable | HSS | INOX

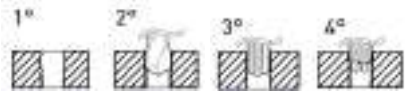

| Art. | Thread | Drills | STI Taps | Inserting tool | Tang break tool | Wire-thread inserts | Inserts quantity |
|---|---|---|---|---|---|---|---|
| E011/UNFN10 | No. 10 x 32 | Ø 5,1 mm | E011/UNFN10M | E011/U08 | E011/A08 | E010/UNFN10E15 | 20 |
| E011/UNF1/4 | 1/4" x 28 | Ø 6,7 mm | E011/UNF1/4M | E011/U09 | E011/A09 | E010/UNF1/4E15 | 20 |
| E011/UNF5/16 | 5/16" x 24 | Ø 8,3 mm | E011/UNF5/16M | E011/U11 | E011/A11 | E010/UNF5/16E15 | 20 |
| E011/UNF3/8 | 3/8" x 24 | Ø 9,8 mm | E011/UNF3/8M | E011/U13 | E011/A13 | E010/UNF3/8E15 | 15 |
| E011/UNF1/2 | 1/2" x 20 | Ø 13 mm | E011/UNF1/2M | E011/U15 | E011/A15 | E010/UNF1/2E15 | 10 |
| E011/UNF9/16 | 9/16" x 18 | - | E011/UNF9/16M | E011/U16 | - | E010/UNF9/16E15 | 10 |
| E011/UNF5/8 | 5/8" x 18 | - | E011/UNF5/8M | E011/U18 | - | E010/UNF5/8E15 | 10 |
| E011/UNF3/4 | 3/4" x 16 | - | E011/UNF3/4M | E011/U21 | - | E010/UNF3/4E15 | 5 |
| E011/UNF7/8 | 7/8" x 14 | - | E011/UNF7/8M | E011/U22 | - | E010/UNF7/8E15 | 5 |
| E011/UNF1 | 1" x 12 | - | E011/UNF112M | E011/U23 | - | E010/UNF1E15 | 4 |

## E010-MXE1

### *STAINLESS STEEL THREAD REPAIR INSERT H=1XD*

Rhomboid section, with spring shape, which creates two perfectly concentric threads; an external one that is coupled with the previously threaded hole with the appropriate male and an internal one where the fixing screw will be screwed.

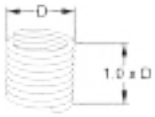

Hangable | INOX

| Art. | D | Pack |
|---|---|---|
| E010/M020X040E1 | M2 x 0,4 | 25 |
| E010/M022X045E1 | M2,2 x 0,45 | 25 |
| E010/M025X045E1 | M2,5 x 0,45 | 25 |
| E010/M030X050E1 | M3 x 0,5 | 25 |
| E010/M035X060E1 | M3,5 x 0,6 | 25 |
| E010/M040X070E1 | M4 x 0,7 | 25 |
| E010/M050X080E1 | M5 x 0,8 | 25 |
| E010/M060X100E1 | M6 x 1 | 25 |
| E010/M070X100E1 | M7 x 1 | 25 |
| E010/M080X100E1 | M8 x 1 | 25 |
| E010/M080X125E1 | M8 x 1,25 | 25 |
| E010/M090X125E1 | M9 x 1,25 | 25 |
| E010/M100X100E1 | M10 x 1 | 25 |
| E010/M100X125E1 | M10 x 1,25 | 25 |
| E010/M100X150E1 | M10 x 1,5 | 25 |
| E010/M110X150E1 | M11 x 1,5 | 10 |
| E010/M120X100E1 | M12 x 1,0 | 10 |
| E010/M120X125E1 | M12 x 1,25 | 10 |
| E010/M120X150E1 | M12 x 1,5 | 10 |

| Art. | D | Pack |
|---|---|---|
| E010/M120X175E1 | M12 x 1,75 | 10 |
| E010/M140X100E1 | M14 x 1 | 10 |
| E010/M140X125E1 | M14 x 1,25 | 10 |
| E010/M140X150E1 | M14 x 1,5 | 10 |
| E010/M140X200E1 | M14 x 2 | 10 |
| E010/M160X150E1 | M16 x 1,5 | 10 |
| E010/M160X200E1 | M16 x 2 | 10 |
| E010/M180X150E1 | M18 x 1,5 | 10 |
| E010/M180X200E1 | M18 x 2 | 10 |
| E010/M180X250E1 | M18 x 2,5 | 10 |
| E010/M200X150E1 | M20 x 1,5 | 10 |
| E010/M200X200E1 | M20 x 2 | 10 |
| E010/M200X250E1 | M20 x 2,5 | 10 |
| E010/M220X150E1 | M22 x 1,5 | 5 |
| E010/M220X200E1 | M22 x 2 | 5 |
| E010/M220X250E1 | M22 x 2,5 | 5 |
| E010/M240X150E1 | M24 x 1,5 | 5 |
| E010/M240X200E1 | M24 x 2 | 5 |
| E010/M240X300E1 | M24 x 3 | 5 |

## E010-MXE15

### *STAINLESS STEEL THREAD REPAIR INSERT H=1.5XD*

Rhomboid section, with spring shape, which creates two perfectly concentric threads; an external one that is coupled with the previously threaded hole with the appropriate male and an internal one where the fixing screw will be screwed.

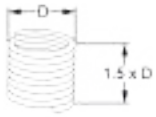

INOX

Hangable

| Art. | D | Pack |
|---|---|---|
| E010/M020X040E15 | M2 x 0,4 | 25 |
| E010/M022X045E15 | M2,2 x 0,45 | 25 |
| E010/M025X045E15 | M2,5 x 0,45 | 25 |
| E010/M030X050E15 | M3 x 0,5 | 25 |
| E010/M035X060E15 | M3,5 x 0,6 | 25 |
| E010/M040X070E15 | M4 x 0,7 | 25 |
| E010/M050X080E15 | M5 x 0,8 | 25 |
| E010/M060X100E15 | M6 x 1 | 25 |
| E010/M070X100E15 | M7 x 1 | 25 |
| E010/M080X100E15 | M8 x 1 | 25 |
| E010/M080X125E15 | M8 x 1,25 | 25 |
| E010/M090X100E15 | M9 x 1 | 25 |
| E010/M090X125E15 | M9 x 1,25 | 25 |
| E010/M100X100E15 | M10 x 1 | 25 |
| E010/M100X125E15 | M10 x 1,25 | 25 |
| E010/M100X150E15 | M10 x 1,5 | 25 |
| E010/M110X150E15 | M11 x 1,5 | 10 |
| E010/M120X100E15 | M12 x 1,0 | 10 |
| E010/M120X125E15 | M12 x 1,25 | 10 |
| E010/M120X150E15 | M12 x 1,5 | 10 |
| E010/M120X175E15 | M12 x 1,75 | 10 |
| E010/M140X100E15 | M14 x 1 | 10 |
| E010/M140X125E15 | M14 x 1,25 | 10 |
| E010/M140X150E15 | M14 x 1,5 | 10 |
| E010/M140X200E15 | M14 x 2 | 10 |
| E010/M160X150E15 | M16 x 1,5 | 10 |
| E010/M160X200E15 | M16 x 2 | 10 |
| E010/M180X150E15 | M18 x 1,5 | 10 |
| E010/M180X200E15 | M18 x 2 | 10 |
| E010/M180X250E15 | M18 x 2,5 | 10 |
| E010/M200X150E15 | M20 x 1,5 | 10 |
| E010/M200X200E15 | M20 x 2 | 10 |
| E010/M200X250E15 | M20 x 2,5 | 10 |
| E010/M220X150E15 | M22 x 1,5 | 5 |
| E010/M220X200E15 | M22 x 2 | 5 |
| E010/M220X250E15 | M22 x 2,5 | 5 |
| E010/M240X150E15 | M24 x 1,5 | 5 |
| E010/M240X200E15 | M24 x 2 | 5 |
| E010/M240X300E15 | M24 x 3 | 5 |
| E010/M260X150E15 | M26 x 1,5 | 5 |
| E010/M270X150E15 | M27 x 1,5 | 5 |
| E010/M270X200E15 | M27 x 2 | 5 |
| E010/M270X300E15 | M27 x 3 | 5 |
| E010/M280X150E15 | M28 x 1,5 | 5 |
| E010/M300X150E15 | M30 x 1,5 | 5 |
| E010/M300X200E15 | M30 x 2 | 5 |
| E010/M300X350E15 | M30 x 3,5 | 5 |
| E010/M330X200E15 | M33 x 2 | 5 |
| E010/M330X350E15 | M33 x 3,5 | 5 |
| E010/M360X150E15 | M36 x 1,5 | 5 |
| E010/M360X200E15 | M36 x 2 | 5 |
| E010/M360X300E15 | M36 x 3 | 5 |
| E010/M360X400E15 | M36 x 4 | 5 |
| E010/M390X300E15 | M39 x 3 | 5 |
| E010/M390X400E15 | M39 x 4 | 5 |
| E010/M400X300E15 | M40 x 3 | 5 |
| E010/M420X300E15 | M42 x 3 | 5 |
| E010/M450X300E15 | M45 x 3 | 5 |

## E010-MXE2

### *STAINLESS STEEL THREAD REPAIR INSERT H=2XD*

Rhomboid section, with spring shape, which creates two perfectly concentric threads; an external one that is coupled with the previously threaded hole with the appropriate male and an internal one where the fixing screw will be screwed.

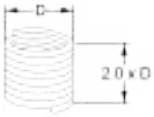

INOX

Hangable

| Art. | D | Pack |
|---|---|---|
| E010/M020X040E2 | M2 x 0,4 | 25 |
| E010/M022X045E2 | M2,2 x 0,45 | 25 |
| E010/M025X045E2 | M2,5 x 0,45 | 25 |
| E010/M030X050E2 | M3 x 0,5 | 25 |
| E010/M035X060E2 | M3,5 x 0,6 | 25 |
| E010/M040X070E2 | M4 x 0,7 | 25 |
| E010/M050X080E2 | M5 x 0,8 | 25 |
| E010/M060X100E2 | M6 x 1 | 25 |
| E010/M070X100E2 | M7 x 1 | 25 |
| E010/M080X100E2 | M8 x 1 | 25 |
| E010/M080X125E2 | M8 x 1,25 | 25 |
| E010/M090X125E2 | M9 x 1,25 | 25 |
| E010/M100X100E2 | M10 x 1 | 25 |
| E010/M100X125E2 | M10 x 1,25 | 25 |
| E010/M100X150E2 | M10 x 1,5 | 25 |
| E010/M110X150E2 | M11 x 1,5 | 10 |
| E010/M120X100E2 | M12 x 1 | 10 |
| E010/M120X125E2 | M12 x 1,25 | 10 |
| E010/M120X150E2 | M12 x 1,5 | 10 |
| E010/M120X175E2 | M12 x 1,75 | 10 |
| E010/M140X100E2 | M14 x 1 | 10 |
| E010/M140X125E2 | M14 x 1,25 | 10 |
| E010/M140X150E2 | M14 x 1,5 | 10 |
| E010/M140X200E2 | M14 x 2 | 10 |
| E010/M160X150E2 | M16 x 1,5 | 10 |
| E010/M160X200E2 | M16 x 2 | 10 |
| E010/M180X150E2 | M18 x 1,5 | 10 |
| E010/M180X200E2 | M18 x 2 | 10 |
| E010/M180X250E2 | M18 x 2,5 | 10 |
| E010/M200X150E2 | M20 x 1,5 | 10 |
| E010/M200X200E2 | M20 x 2 | 10 |
| E010/M200X250E2 | M20 x 2,5 | 10 |
| E010/M220X150E2 | M22 x 1,5 | 5 |
| E010/M220X200E2 | M22 x 2 | 5 |
| E010/M220X250E2 | M22 x 2,5 | 5 |
| E010/M240X150E2 | M24 x 1,5 | 5 |
| E010/M240X200E2 | M24 x 2 | 5 |
| E010/M240X300E2 | M24 x 3 | 5 |

## E010-MXE25

### *STAINLESS STEEL THREAD REPAIR INSERT H=2.5XD*

Rhomboid section, with spring shape, which creates two perfectly concentric threads; an external one that is coupled with the previously threaded hole with the appropriate male and an internal one where the fixing screw will be screwed.

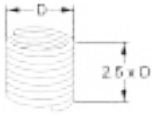

INOX

Hangable

| Art. | D | Pack |
|---|---|---|
| E010/M020X040E25 | M2 x 0,4 | 25 |
| E010/M022X045E25 | M2,2 x 0,45 | 25 |
| E010/M025X045E25 | M2,5 x 0,45 | 25 |
| E010/M030X050E25 | M3 x 0,5 | 25 |
| E010/M035X060E25 | M3,5 x 0,6 | 25 |
| E010/M040X070E25 | M4 x 0,7 | 25 |
| E010/M050X080E25 | M5 x 0,8 | 25 |
| E010/M060X100E25 | M6 x 1 | 25 |
| E010/M070X100E25 | M7 x 1 | 25 |
| E010/M080X100E25 | M8 x 1 | 25 |
| E010/M080X125E25 | M8 x 1,25 | 25 |
| E010/M090X125E25 | M9 x 1,25 | 25 |
| E010/M100X100E25 | M10 x 1 | 25 |
| E010/M100X125E25 | M10 x 1,25 | 25 |
| E010/M100X150E25 | M10 x 1,5 | 25 |
| E010/M110X150E25 | M11 x 1,5 | 10 |
| E010/M120X100E25 | M12 x 1 | 10 |
| E010/M120X125E25 | M12 x 1,25 | 10 |
| E010/M120X150E25 | M12 x 1,5 | 10 |
| E010/M120X175E25 | M12 x 1,75 | 10 |
| E010/M140X100E25 | M14 x 1 | 10 |
| E010/M140X125E25 | M14 x 1,25 | 10 |
| E010/M140X150E25 | M14 x 1,5 | 10 |
| E010/M140X200E25 | M14 x 2 | 10 |
| E010/M160X150E25 | M16 x 1,5 | 10 |
| E010/M160X200E25 | M16 x 2 | 10 |
| E010/M180X150E25 | M18 x 1,5 | 10 |
| E010/M180X200E25 | M18 x 2 | 10 |
| E010/M180X250E25 | M18 x 2,5 | 10 |
| E010/M200X150E25 | M20 x 1,5 | 10 |
| E010/M200X200E25 | M20 x 2 | 10 |
| E010/M200X250E25 | M20 x 2,5 | 10 |
| E010/M220X150E25 | M22 x 1,5 | 5 |
| E010/M220X200E25 | M22 x 2 | 5 |
| E010/M220X250E25 | M22 x 2,5 | 5 |
| E010/M240X150E25 | M24 x 1,5 | 5 |
| E010/M240X200E25 | M24 x 2 | 5 |
| E010/M240X300E25 | M24 x 3 | 5 |

## E010-MXE3

### *STAINLESS STEEL THREAD REPAIR INSERT H=3XD*

Rhomboid section, with spring shape, which creates two perfectly concentric threads; an external one that is coupled with the previously threaded hole with the appropriate male and an internal one where the fixing screw will be screwed.

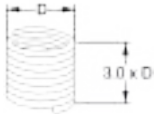

INOX

Hangable

| Art. | D | Pack |
|---|---|---|
| E010/M020X040E3 | M2 x 0,4 | 25 |
| E010/M022X045E3 | M2,2 x 0,45 | 25 |
| E010/M025X045E3 | M2,5 x 0,45 | 25 |
| E010/M030X050E3 | M3 x 0,5 | 25 |
| E010/M035X060E3 | M3,5 x 0,6 | 25 |
| E010/M040X070E3 | M4 x 0,7 | 25 |
| E010/M050X080E3 | M5 x 0,8 | 25 |
| E010/M060X100E3 | M6 x 1 | 25 |
| E010/M070X100E3 | M7 x 1 | 25 |
| E010/M080X100E3 | M8 x 1 | 25 |
| E010/M080X125E3 | M8 x 1,25 | 25 |
| E010/M090X125E3 | M9 x 1,25 | 25 |
| E010/M100X100E3 | M10 x 1 | 25 |
| E010/M100X125E3 | M10 x 1,25 | 25 |
| E010/M100X150E3 | M10 x 1,5 | 25 |
| E010/M110X150E3 | M11 x 1,5 | 10 |
| E010/M120X100E3 | M12 x 1 | 10 |
| E010/M120X125E3 | M12 x 1,25 | 10 |
| E010/M120X150E3 | M12 x 1,5 | 10 |
| E010/M120X175E3 | M12 x 1,75 | 10 |
| E010/M140X100E3 | M14 x 1 | 10 |
| E010/M140X125E3 | M14 x 1,25 | 10 |
| E010/M140X150E3 | M14 x 1,5 | 10 |
| E010/M140X200E3 | M14 x 2 | 10 |
| E010/M160X150E3 | M16 x 1,5 | 10 |
| E010/M160X200E3 | M16 x 2 | 10 |
| E010/M180X150E3 | M18 x 1,5 | 10 |
| E010/M180X200E3 | M18 x 2 | 10 |
| E010/M180X250E3 | M18 x 2,5 | 10 |
| E010/M200X150E3 | M20 x 1,5 | 10 |
| E010/M200X200E3 | M20 x 2 | 10 |
| E010/M200X250E3 | M20 x 2,5 | 10 |
| E010/M220X150E3 | M22 x 1,5 | 5 |
| E010/M220X200E3 | M22 x 2 | 5 |
| E010/M220X250E3 | M22 x 2,5 | 5 |
| E010/M240X150E3 | M24 x 1,5 | 5 |
| E010/M240X200E3 | M24 x 2 | 5 |
| E010/M240X300E3 | M24 x 3 | 5 |

## E010-MXEXA

### *SELF-LOCK STAINLESS STEEL THREAD REPAIR INSERT*

Rhomboid section, with spring shape, which creates two perfectly concentric threads; an external one that is coupled with the previously threaded hole with the appropriate male and an internal one where the fixing screw will be screwed.

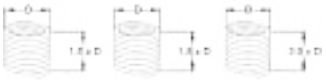

Hangable

INOX

| Art. | D | Height | Pack |
|---|---|---|---|
| E010/M030X050E1A | M3 x 0,5 | 1,0 D | 25 |
| E010/M040X070E1A | M4 x 0,7 | 1,0 D | 25 |
| E010/M050X080E1A | M5 x 0,8 | 1,0 D | 25 |
| E010/M060X100E1A | M6 x 1 | 1,0 D | 25 |
| E010/M080X125E1A | M8 x 1,25 | 1,0 D | 25 |
| E010/M100X150E1A | M10 x 1,5 | 1,0 D | 25 |
| E010/M120X175E1A | M12 x 1,75 | 1,0 D | 10 |
| E010/M140X200E1A | M14 x 2 | 1,0 D | 10 |
| E010/M160X200E1A | M16 x 2 | 1,0 D | 10 |
| E010/M030X050E15A | M3 x 0,5 | 1,5 D | 25 |
| E010/M040X070E15A | M4 x 0,7 | 1,5 D | 25 |
| E010/M050X080E15A | M5 x 0,8 | 1,5 D | 25 |
| E010/M060X100E15A | M6 x 1 | 1,5 D | 25 |
| E010/M080X125E15A | M8 x 1,25 | 1,5 D | 25 |
| E010/M100X150E15A | M10 x 1,5 | 1,5 D | 25 |
| E010/M120X175E15A | M12 x 1,75 | 1,5 D | 10 |
| E010/M140X200E15A | M14 x 2 | 1,5 D | 10 |
| E010/M160X200E15A | M16 x 2 | 1,5 D | 10 |
| E010/M030X050E2A | M3 x 0,5 | 2,0 D | 25 |
| E010/M040X070E2A | M4 x 0,7 | 2,0 D | 25 |
| E010/M050X080E2A | M5 x 0,8 | 2,0 D | 25 |
| E010/M060X100E2A | M6 x 1 | 2,0 D | 25 |
| E010/M080X125E2A | M8 x 1,25 | 2,0 D | 25 |
| E010/M100X150E2A | M10 x 1,5 | 2,0 D | 25 |
| E010/M120X175E2A | M12 x 1,75 | 2,0 D | 10 |
| E010/M140X200E2A | M14 x 2 | 2,0 D | 10 |
| E010/M160X200E2A | M16 x 2 | 2,0 D | 10 |

## E010-BSWXEX

### *STAINLESS STEEL THREAD REPAIR INSERT BSW H=1.5XD*

Rhomboid section, with spring shape, which creates two perfectly concentric threads; an external one that is coupled with the previously threaded hole with the appropriate male and an internal one where the fixing screw will be screwed.

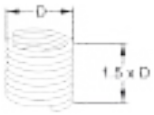


Hangable

INOX

| Art. | D | Pack |
|---|---|---|
| E010/BSW1/8E15 | 1/8" x 40 | 10 |
| E010/BSW3/16E15 | 3/16" x 24 | 10 |
| E010/BSW1/4E15 | 1/4" x 20 | 10 |
| E010/BSW5/16E15 | 5/16" x 18 | 10 |
| E010/BSW3/8E15 | 3/8" x 16 | 10 |
| E010/BSW7/16E15 | 7/16" x 14 | 10 |
| E010/BSW1/2E15 | 1/2" x 12 | 10 |
| E010/BSW9/16E15 | 9/16" x 12 | 5 |
| E010/BSW5/8E15 | 5/8" x 11 | 5 |
| E010/BSW3/4E15 | 3/4" x 10 | 5 |
| E010/BSW7/8E15 | 7/8" x 9 | 5 |
| E010/BSW1E15 | 1" x 8 | 5 |

## E010-BSFXEX

### *STAINLESS STEEL THREAD REPAIR INSERT BSF H=1.5XD*

Rhomboid section, with spring shape, which creates two perfectly concentric threads; an external one that is coupled with the previously threaded hole with the appropriate male and an internal one where the fixing screw will be screwed.

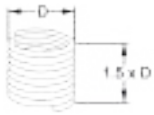

Hangable

INOX

| Art. | D | Pack |
|---|---|---|
| E010/BSF3/16E15 | 3/16" x 32 | 10 |
| E010/BSF1/4E15 | 1/4" x 26 | 10 |
| E010/BSF5/16E15 | 5/16" x 22 | 10 |
| E010/BSF3/8E15 | 3/8" x 20 | 10 |
| E010/BSF7/16E15 | 7/16" x 18 | 10 |
| E010/BSF1/2E15 | 1/2" x 16 | 10 |
| E010/BSF9/16E15 | 9/16" x 16 | 5 |
| E010/BSF5/8E15 | 5/8" x 14 | 5 |
| E010/BSF3/4E15 | 3/4" x 12 | 5 |
| E010/BSF7/8E15 | 7/8" x 11 | 5 |
| E010/BSF1E15 | 1" x 10 | 5 |

## E010-UNCXEX

### *STAINLESS STEEL THREAD REPAIR INSERT UNC H=1.5XD*

Rhomboid section, with spring shape, which creates two perfectly concentric threads; an external one that is coupled with the previously threaded hole with the appropriate male and an internal one where the fixing screw will be screwed.

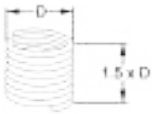


Hangable

INOX

| Art. | D | Pack |
|---|---|---|
| E010/UNC1/4E15 | 1/4" x 20 | 10 |
| E010/UNC5/16E15 | 5/16" x 18 | 10 |
| E010/UNC3/8E15 | 3/8" x 16 | 10 |
| E010/UNC7/16E15 | 7/16" x 14 | 10 |
| E010/UNC1/2E15 | 1/2" x 13 | 10 |
| E010/UNC9/16E15 | 9/16" x 12 | 5 |
| E010/UNC5/8E15 | 5/8" x 11 | 5 |
| E010/UNC3/4E15 | 3/4" x 10 | 5 |
| E010/UNC7/8E15 | 7/8" x 9 | 5 |

## E010-UNFXEX

### *STAINLESS STEEL THREAD REPAIR INSERT UNF H=1.5XD*

Rhomboid section, with spring shape, which creates two perfectly concentric threads; an external one that is coupled with the previously threaded hole with the appropriate male and an internal one where the fixing screw will be screwed.

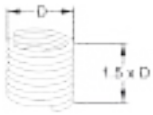


Hangable

INOX

| Art. | D | Pack |
|---|---|---|
| E010/UNFN04E15 | No. 4 x 48 | 10 |
| E010/UNFN10E15 | No. 10 x 32 | 10 |
| E010/UNF1/4E15 | 1/4" x 28 | 10 |
| E010/UNF5/16E15 | 5/16" x 24 | 10 |
| E010/UNF3/8E15 | 3/8" x 24 | 10 |
| E010/UNF7/16E15 | 7/16" x 20 | 10 |
| E010/UNF1/2E15 | 1/2" x 20 | 10 |
| E010/UNF9/16E15 | 9/16" x 18 | 5 |
| E010/UNF5/8E15 | 5/8" x 18 | 5 |
| E010/UNF3/4E15 | 3/4" x 16 | 5 |
| E010/UNF7/8E15 | 7/8" x 14 | 5 |
| E010/UNF1E15 | 1" x 12 | 5 |

## E011-MXM

### *METRIC F-COIL STI TAP*

Special type for creating the threaded insert housing seat.

Box | HSS-G | Steel | Aluminum | Non-ferr. alloys | Cast Iron | Oil | Lathe | Mill | Manual use

| Art. | Size | B | L1 | L2 | D2 | C |
|---|---|---|---|---|---|---|
| E011/M020X040M | M2 x 0,4 | 2,5 mm | 44,5 mm | 9,5 mm | 2,8 mm | 2,24 mm |
| E011/M025X045M | M2,5 x 0,45 | 3,1 mm | 48 mm | 11 mm | 3,15 mm | 2,5 mm |
| E011/M030X050M | M3 x 0,5 | 3,6 mm | 53 mm | 13 mm | 4 mm | 3,15 mm |
| E011/M035X060M | M3,5 x 0,6 | 4,3 mm | 53 mm | 13 mm | 4,5 mm | 3,55 mm |
| E011/M040X070M | M4 x 0,7 | 4,9 mm | 58 mm | 16 mm | 5 mm | 4 mm |
| E011/M050X080M | M5 x 0,8 | 6 mm | 66 mm | 19 mm | 6,3 mm | 5 mm |
| E011/M060X100M | M6 x 1 | 7,3 mm | 72 mm | 22 mm | 8 mm | 6,3 mm |
| E011/M070X100M | M7 x 1 | 8,3 mm | 72 mm | 22 mm | 9 mm | 7,1 mm |
| E011/M080X100M | M8 x 1 | 9,3 mm | 80 mm | 24 mm | 10 mm | 8 mm |
| E011/M080X125M | M8 x 1,25 | 9,6 mm | 80 mm | 24 mm | 8 mm | 8 mm |
| E011/M090X100M | M9 x 1 | 10,6 mm | 85 mm | 25 mm | 8 mm | 6,3 mm |
| E011/M090X125M | M9 x 1,25 | 10,6 mm | 85 mm | 25 mm | 8 mm | 6,3 mm |
| E011/M100X100M | M10 x 1 | 11,3 mm | 85 mm | 25 mm | 8 mm | 6,3 mm |
| E011/M100X125M | M10 x 1,25 | 11,6 mm | 85 mm | 25 mm | 8 mm | 6,3 mm |
| E011/M100X150M | M10 x 1,5 | 11,9 mm | 89 mm | 29 mm | 9 mm | 7,1 mm |
| E011/M110X150M | M11 x 1,5 | 12,9 mm | 89 mm | 29 mm | 9 mm | 7,1 mm |
| E011/M120X100M | M12 x 1 | 13,3 mm | 95 mm | 30 mm | 11,2 mm | 9 mm |
| E011/M120X125M | M12 x 1,25 | 13,6 mm | 95 mm | 30 mm | 11,2 mm | 9 mm |
| E011/M120X150M | M12 x 1,5 | 14 mm | 95 mm | 30 mm | 11,2 mm | 9 mm |

| Art. | Size | B | L1 | L2 | D2 | C |
|---|---|---|---|---|---|---|
| E011/M120X175M | M12 x 1,75 | 14,3 mm | 95 mm | 30 mm | 11,2 mm | 9 mm |
| E011/M140X100M | M14 x 1 | 15,3 mm | 102 mm | 32 mm | 12,5 mm | 10 mm |
| E011/M140X125M | M14 x 1,25 | 15,6 mm | 102 mm | 32 mm | 12,5 mm | 10 mm |
| E011/M140X150M | M14 x 1,5 | 16 mm | 102 mm | 32 mm | 12,5 mm | 10 mm |
| E011/M140X200M | M14 x 2 | 16,6 mm | 102 mm | 32 mm | 12,5 mm | 10 mm |
| E011/M160X150M | M16 x 1,5 | 18 mm | 104 mm | 29 mm | 14 mm | 11,2 mm |
| E011/M160X200M | M16 x 2 | 18,6 mm | 112 mm | 37 mm | 14 mm | 11,2 mm |
| E011/M180X150M | M18 x 1,5 | 20 mm | 104 mm | 29 mm | 14 mm | 11,2 mm |
| E011/M180X200M | M18 x 2 | 20,6 mm | 104 mm | 29 mm | 14 mm | 11,2 mm |
| E011/M180X250M | M18 x 2,5 | 21,3 mm | 118 mm | 38 mm | 16 mm | 12,5 mm |
| E011/M200X150M | M20 x 1,5 | 22 mm | 113 mm | 33 mm | 16 mm | 12,5 mm |
| E011/M200X200M | M20 x 2 | 22,6 mm | 113 mm | 33 mm | 16 mm | 12,5 mm |
| E011/M200X250M | M20 x 2,5 | 23,3 mm | 118 mm | 38 mm | 16 mm | 12,5 mm |
| E011/M220X150M | M22 x 1,5 | 24 mm | 120 mm | 35 mm | 18 mm | 14 mm |
| E011/M220X200M | M22 x 2 | 24,6 mm | 120 mm | 35 mm | 18 mm | 14 mm |
| E011/M220X250M | M22 x 2,5 | 25,3 mm | 130 mm | 45 mm | 18 mm | 14 mm |
| E011/M240X150M | M24 x 1,5 | 26 mm | 120 mm | 35 mm | 18 mm | 14 mm |
| E011/M240X200M | M24 x 2 | 26,6 mm | 127 mm | 37 mm | 20 mm | 16 mm |
| E011/M240X300M | M24 x 3 | 27,9 mm | 138 mm | 48 mm | 20 mm | 16 mm |

## E011-MXMC

### *METRIC F-COIL STI COMBINED TAP*

Special type for creating the threaded insert housing seat.

Box | HSS-G | Steel | Aluminum | Non-ferr. alloys | Cast Iron | Oil | Lathe | Mill | Manual use

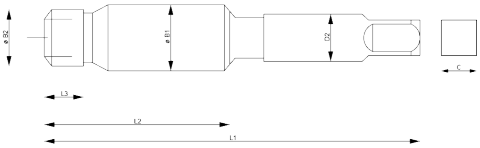

| Art. | Size | B1 | B2 | L3 | L2 | L1 | D2 | C |
|---|---|---|---|---|---|---|---|---|
| E011/M060X100MC | M6 x 1,0 | 7.3 mm | 6 mm | 7 mm | 28 mm | 70 mm | 8 mm | 6,3 mm |
| E011/M080X125MC | M8 x 1,25 | 9.6 mm | 8 mm | 9 mm | 32 mm | 75 mm | 8 mm | 6,3 mm |
| E011/M100X100MC | M10 x 1,0 | 11.3 mm | 10 mm | 8 mm | 30 mm | 74 mm | 8 mm | 6,3 mm |
| E011/M100X125MC | M10 x 1,25 | 11.6 mm | 10 mm | 8 mm | 30 mm | 74 mm | 8 mm | 6,3 mm |
| E011/M100X150MC | M10 x 1,5 | 11.9 mm | 10 mm | 9 mm | 37 mm | 80 mm | 9 mm | 7,1 mm |
| E011/M120X125MC | M12 x 1,25 | 13.6 mm | 12 mm | 9 mm | 32 mm | 75 mm | 9 mm | 7,1 mm |
| E011/M140X125MC | M14 x 1,25 | 15.6 mm | 14 mm | 10 mm | 45 mm | 90 mm | 12 mm | 9,2 mm |
| E011/M180X150MC | M18 x 1,25 | 20.0 mm | 18 mm | 10 mm | 47 mm | 116 mm | 16 mm | 12,5 mm |

## E011-BSWXM

### *BSW F-COIL STI TAP*

Special type for creating the threaded insert housing seat.

Box | HSS-G | Steel | Aluminum | Non-ferr. alloys | Cast Iron | Oil | Lathe | Mill



| Art. | Size | B | L1 | L2 | D2 | C |
|---|---|---|---|---|---|---|
| E011/BSW1/8M | 1/8" x 40 | 3,9 mm | 53 mm | 13 mm | 4 mm | 3,15 mm |
| E011/BSW3/16M | 3/16" x 24 | 6 mm | 56 mm | 19 mm | 6,3 mm | 5 mm |
| E011/BSW1/4M | 1/4" x 20 | 7,8 mm | 72 mm | 22 mm | 8 mm | 6,3 mm |
| E011/BSW5/16M | 5/16" x 18 | 9,6 mm | 80 mm | 24 mm | 10 mm | 8 mm |
| E011/BSW3/8M | 3/8" x 16 | 11,4 mm | 85 mm | 25 mm | 8 mm | 6,3 mm |
| E011/BSW7/16M | 7/16" x 14 | 13,2 mm | 95 mm | 30 mm | 11,2 mm | 9 mm |
| E011/BSW1/2M | 1/2" x 12 | 15,2 mm | 102 mm | 32 mm | 12,5 mm | 10 mm |
| E011/BSW9/16M | 9/16" x 12 | 16,8 mm | 102 mm | 32 mm | 12,5 mm | 10 mm |
| E011/BSW5/8M | 5/8" x 11 | 18,6 mm | 112 mm | 37 mm | 14 mm | 11,2 mm |
| E011/BSW3/4M | 3/4" x 10 | 22 mm | 118 mm | 38 mm | 16 mm | 12,5 mm |
| E011/BSW7/8M | 7/8" x 9 | 25,5 mm | 130 mm | 45 mm | 18 mm | 14 mm |
| E011/BSW1M | 1" x 8 | 29,1 mm | 138 mm | 48 mm | 20 mm | 16 mm |

## E011-BSFXM

### *BSF F-COIL STI TAP*

Special type for creating the threaded insert housing seat.

Box | HSS-G | Steel | Aluminum | Non-ferr. alloys | Cast Iron | Oil | Lathe | Mill



| Art. | Size | B | L1 | L2 | D2 | C |
|---|---|---|---|---|---|---|
| E011/BSF3/16M | 3/16" x 32 | 5,7 mm | 66 mm | 19 mm | 6,3 mm | 5 mm |
| E011/BSF1/4M | 1/4" x 26 | 7,5 mm | 72 mm | 22 mm | 8 mm | 6,3 mm |
| E011/BSF5/16M | 5/16" x 22 | 9,3 mm | 80 mm | 24 mm | 10 mm | 8 mm |
| E011/BSF3/8M | 3/8" x 20 | 11 mm | 85 mm | 25 mm | 8 mm | 6,3 mm |
| E011/BSF7/16M | 7/16" x 18 | 12,8 mm | 89 mm | 29 mm | 9 mm | 7,1 mm |
| E011/BSF1/2M | 1/2" x 16 | 14,6 mm | 95 mm | 30 mm | 11,2 mm | 9 mm |
| E011/BSF9/16M | 9/16" x 16 | 16,2 mm | 102 mm | 32 mm | 12,5 mm | 10 mm |
| E011/BSF5/8M | 5/8" x 14 | 18 mm | 112 mm | 37 mm | 14 mm | 11,2 mm |
| E011/BSF3/4M | 3/4" x 12 | 21,5 mm | 118 mm | 38 mm | 16 mm | 12,5 mm |
| E011/BSF7/8M | 7/8" x 11 | 24,9 mm | 130 mm | 45 mm | 18 mm | 14 mm |
| E011/BSF1M | 1" x 10 | 28,4 mm | 138 mm | 48 mm | 20 mm | 16 mm |

## E011-UNCXM

### *UNC F-COIL STI TAP*

Special type for creating the threaded insert housing seat.




| Art. | Size | B | L1 | L2 | D2 | C |
|---|---|---|---|---|---|---|
| E011/UNC1/4M | 1/4" x 20 | 8 mm | 72 mm | 22 mm | 8 mm | 6,3 mm |
| E011/UNC5/16M | 5/16" x 18 | 9,8 mm | 80 mm | 24 mm | 10 mm | 8 mm |
| E011/UNC3/8M | 3/8" x 16 | 11,6 mm | 85 mm | 25 mm | 8 mm | 6,3 mm |
| E011/UNC7/16M | 7/16" x 14 | 13,5 mm | 95 mm | 30 mm | 11,2 mm | 10 mm |
| E011/UNC1/2M | 1/2" x 13 | 15,2 mm | 102 mm | 32 mm | 12,5 mm | 10 mm |
| E011/UNC9/16M | 9/16" x 12 | 17 mm | 112 mm | 37 mm | 14 mm | 11,2 mm |
| E011/UNC5/8M | 5/8" x 11 | 18,9 mm | 112 mm | 37 mm | 14 mm | 11,2 mm |
| E011/UNC3/4M | 3/4" x 10 | 22,4 mm | 118 mm | 38 mm | 16 mm | 12,5 mm |
| E011/UNC7/8M | 7/8" x 9 | 25,9 mm | 130 mm | 45 mm | 18 mm | 14 mm |

## E011-UNFXM

### *UNF F-COIL STI TAP*

Special type for creating the threaded insert housing seat.




| Art. | Size | B | L1 | L2 | D2 | C |
|---|---|---|---|---|---|---|
| E011/UNFN04M | No. 4 x 48 | 3,5 mm | 53 mm | 13 mm | 4 mm | 3,15 mm |
| E011/UNFN10M | No. 10 x 32 | 5,9 mm | 66 mm | 19 mm | 6,3 mm | 5 mm |
| E011/UNF1/4M | 1/4" x 28 | 7,5 mm | 69 mm | 19 mm | 8 mm | 6,3 mm |
| E011/UNF5/16M | 5/16" x 24 | 9,3 mm | 76 mm | 20 mm | 10 mm | 8 mm |
| E011/UNF3/8M | 3/8" x 24 | 10,9 mm | 82 mm | 22 mm | 8 mm | 6,3 mm |
| E011/UNF7/16M | 7/16" x 20 | 12,8 mm | 84 mm | 24 mm | 9 mm | 7,1 mm |
| E011/UNF1/2M | 1/2" x 20 | 14,4 mm | 90 mm | 25 mm | 11,2 mm | 9 mm |
| E011/UNF9/16M | 9/16" x 18 | 16,1 mm | 104 mm | 29 mm | 12,5 mm | 10 mm |
| E011/UNF5/8M | 5/8" x 18 | 17,7 mm | 104 mm | 29 mm | 14 mm | 11,2 mm |
| E011/UNF3/4M | 3/4" x 16 | 21,1 mm | 104 mm | 29 mm | 14 mm | 11,2 mm |
| E011/UNF7/8M | 7/8" x 14 | 24,6 mm | 120 mm | 35 mm | 18 mm | 14 mm |
| E011/UNF112M | 1" x 12 | 28,2 mm | 127 mm | 37 mm | 20 mm | 16 mm |

## E011-UMX

### *F-COIL MOUNTING TOOL HEXAGONAL DRIVE*

| Art. | Diameter | Hex drive |
|---|---|---|
| E011/UM260X150 | M26 x 1,5 | 1/2" |
| E011/UM270X150 | M27 x 1,5 | 1/2" |
| E011/UM270X200 | M27 x 2 | 1/2" |
| E011/UM270X300 | M27 x 3 | 1/2" |
| E011/UM280X150 | M28 x 1,5 | 1/2" |
| E011/UM300X150 | M30 x 1,5 | 1/2" |
| E011/UM300X200 | M30 x 2 | 1/2" |
| E011/UM300X350 | M30 x 3,5 | 1/2" |
| E011/UM330X200 | M33 x 2 | 1/2" |
| E011/UM330X350 | M33 x 3,5 | 1/2" |
| E011/UM360X150 | M36 x 1,5 | 1/2" |
| E011/UM360X200 | M36 x 2 | 1/2" |
| E011/UM360X300 | M36 x 3 | 1/2" |
| E011/UM360X400 | M36 x 4 | 1/2" |

## E011-UX

### *F-COIL MOUNTING TOOL*

| Art. | Metric | Inch |
|---|---|---|
| E011/U02 | M2 x 0,4 - M2,2 x 0,45 | UNC N02 |
| E011/U03 | M2,5 x 0,45 | - |
| E011/U04 | M3 x 0,5 | UNC N05 - UNC/UNF N04 - BSW 1/8" |
| E011/U05 | M3.5 x 0,6 | UNC/UNF N06 |
| E011/U06 | M4 x 0,7 | UNC/UNF N08 |
| E011/U08 | M5 x 0,8 | UNF N10 - UNC N12 - BSF 3/16" |
| E011/U09 | M6 x 1 | UNC/UNF 1/4" - BSW/BSF 1/4" |
| E011/U10 | M7 x 1 | UNC/BSW 5/16" |
| E011/U11 | M8 x 1,25 - M8 x 1 | UNF/BSF 5/16" |
| E011/U12 | M9 x 1,25 - M9 x 1 | UNC/BSW 3/8" |
| E011/U13 | M10 x 1,5 - M10 x 1 - M10 x 1,25 | UNF/BSF 3/8" |
| E011/U14 | M11 x 1,5 | UNC/UNF 7/16" - BSW-BSF 7/16" |
| E011/U15 | M12 x 1,75 - M12 x 1,5 - M12 x 1,25 - M12 x 1 | UNC/UNF 1/2" - BSW-BSF 1/2" |
| E011/U16 | M14 x 2 - M14 x 1,5 | UNC/UNF 9/16" - BSW-BSF 9/16" |
| E011/U17 | M14 x 1,25 - M14 x 1 | - |
| E011/U18 | M16 x 2 - M16 x 1,5 | UNC/UNF 5/8" - BSW-BSF 5/8" |
| E011/U20 | M18 x 2,5 - M18 x 2 - M18 x 1,5 | UNC 3/4" - BSW-BSF 3/4" |
| E011/U21 | M20 x 2,5 - M20 x 2 - M20 x 1,5 | UNF 3/4" |
| E011/U22 | M22 x 2,5 - M22 x 2 - M22 x 1,5 | UNC/UNF 7/8" - BSW-BSF 7/8" |
| E011/U23 | M24 x 3 - M24 x 2 - M24 x 1,5 | UNC/UNF 1" - BSW-BSF 1" |

## E011-EX

### *F-COIL PULLER*

| Art. | Metric | Inch |
|---|---|---|
| E011/E2 | M3 - M10 | 3/16" - 3/8" |
| E011/E3 | M11 - M25 | 3/8" - 1" |

## E011-AX

### *F-COIL TANG BREAKING TOOL*

| Art. | Metric | Inch |
|---|---|---|
| E011/A02 | M2 x 0,4 - M2,2 x 0,45 | UNC N02 |
| E011/A03 | M2,5 x 0,45 | - |
| E011/A04 | M3 x 0,5 | UNC/UNF N04 |
| E011/A05 | M3,5 x 0,6 | UNC/UNF N06 |
| E011/A06 | M4 x 0,7 | UNC N10 - UNC/UNF N08 - BSF 3/16" |
| E011/A08 | M5 x 0,8 | UNF N10 - UNC N12 - BSF 3/16" |
| E011/A09 | M6 x 1 | UNC/UNF 1/4" - BSW/BSF 1/4" |
| E011/A11 | M7 x 1 - M8 x 1 - M8 x 1,25 | UNC/UNF 5/16" - BSW/BSF 5/16" |
| E011/A12 | M9 x 1 - M9 x 1,25 | UNC 3/8" - BSW/BSF 3/8" |
| E011/A13 | M10 x 1,5 - M10 x 1 - M10 x 1,25 | UNF 3/8" |
| E011/A14 | M11 x 1,5 | UNC/UNF 7/16" - BSW/BSF 7/16" |
| E011/A15 | M12 x 1,5 - M12 x 1 - M12 x 1,25 - M12 x 1,75 | UNC/UNF 1/2" - BSW/BSF 1/2" |

## LBX

### *BI-METAL BANDSAW BLADE FOR METAL*

Welded in standard length.

VARIABLE STEP

FIXED STEP

HSS CO 8%

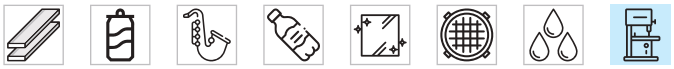

Steel | Aluminum | Non-ferr. alloys | Plastic | Plexiglass | Cast Iron | Emulsion | Band saw

| Art. | Sizes | Specifications | Pitch |
|---|---|---|---|
| LB01/1140 | 1140 x 13 x 0,65 mm | T 8 / 12 Bi-Metal | Variable |
| LB01/1325 | 1325 x 13 x 0,65 mm | T 8 / 12 Bi-Metal | Variable |
| LB01/1335 | 1335 x 13 x 0,65 mm | T 8 / 12 Bi-Metal | Variable |
| LB01/1435 | 1435 x 13 x 0,65 mm | T 8 / 12 Bi-Metal | Variable |
| LB01/1440 | 1440 x 13 x 0,65 mm | T 8 / 12 Bi-Metal | Variable |
| LB01/1638 | 1638 x 13 x 0,65 mm | T 8 / 12 Bi-Metal | Variable |
| LB01/1735 | 1735 x 13 x 0,65 mm | T 8 / 12 Bi-Metal | Variable |
| LB02/1140 | 1140 x 13 x 0,65 mm | T 6 Bi-Metal | Fix |
| LB02/1435 | 1435 x 13 x 0,65 mm | T 6 Bi-Metal | Fix |
| LB05/1735 | 1735 x 13 x 0,9 mm | T 8 / 12 Bi-Metal | Variable |
| LB07/2000 | 2000 x 20 x 0,9 mm | T 8 / 12 Bi-Metal | Variable |
| LB07/2080 | 2080 x 20 x 0,9 mm | T 8 / 12 Bi-Metal | Variable |
| LB07/2100 | 2100 x 20 x 0,9 mm | T 8 / 12 Bi-Metal | Variable |
| LB07/2140 | 2140 x 20 x 0,9 mm | T 8 / 12 Bi-Metal | Variable |
| LB07/2160 | 2160 x 20 x 0,9 mm | T 8 / 12 Bi-Metal | Variable |
| LB08/2000 | 2000 x 20 x 0,9 mm | T 5 / 7 Bi-Metal | Variable |
| LB08/2080 | 2080 x 20 x 0,9 mm | T 5 / 7 Bi-Metal | Variable |
| LB08/2100 | 2100 x 20 x 0,9 mm | T 5 / 7 Bi-Metal | Variable |
| LB08/2140 | 2140 x 20 x 0,9 mm | T 5 / 7 Bi-Metal | Variable |
| LB08/2160 | 2160 x 20 x 0,9 mm | T 5 / 7 Bi-Metal | Variable |
| LB09/2375 | 2375 x 27 x 0,9 mm | T 8 / 11 Bi-Metal | Variable |
| LB09/2450 | 2450 x 27 x 0,9 mm | T 8 / 11 Bi-Metal | Variable |
| LB09/2500 | 2500 x 27 x 0,9 mm | T 8 / 11 Bi-Metal | Variable |

| Art. | Sizes | Specifications | Pitch |
|---|---|---|---|
| LB09/2720 | 2720 x 27 x 0,9 mm | T 8 / 11 Bi-Metal | Variable |
| LB09/2750 | 2750 x 27 x 0,9 mm | T 8 / 11 Bi-Metal | Variable |
| LB09/2825 | 2825 x 27 x 0,9 mm | T 8 / 11 Bi-Metal | Variable |
| LB09/2845 | 2845 x 27 x 0,9 mm | T 8 / 11 Bi-Metal | Variable |
| LB09/2945 | 2945 x 27 x 0,9 mm | T 8 / 11 Bi-Metal | Variable |
| LB09/2950 | 2950 x 27 x 0,9 mm | T 8 / 11 Bi-Metal | Variable |
| LB09/3010 | 3010 x 27 x 0,9 mm | T 8 / 11 Bi-Metal | Variable |
| LB09/3100 | 3100 x 27 x 0,9 mm | T 8 / 11 Bi-Metal | Variable |
| LB09/3120 | 3120 x 27 x 0,9 mm | T 8 / 11 Bi-Metal | Variable |
| LB09/3150 | 3150 x 27 x 0,9 mm | T 8 / 11 Bi-Metal | Variable |
| LB10/2375 | 2375 x 27 x 0,9 mm | T 5 / 7 Bi-Metal | Variable |
| LB10/2450 | 2450 x 27 x 0,9 mm | T 5 / 7 Bi-Metal | Variable |
| LB10/2500 | 2500 x 27 x 0,9 mm | T 5 / 7 Bi-Metal | Variable |
| LB11/2720 | 2720 x 27 x 0,9 mm | T 5 / 7 Bi-Metal | Variable |
| LB10/2750 | 2750 x 27 x 0,9 mm | T 5 / 7 Bi-Metal | Variable |
| LB10/2825 | 2825 x 27 x 0,9 mm | T 5 / 7 Bi-Metal | Variable |
| LB10/2845 | 2845 x 27 x 0,9 mm | T 5 / 7 Bi-Metal | Variable |
| LB10/2945 | 2945 x 27 x 0,9 mm | T 5 / 7 Bi-Metal | Variable |
| LB10/2950 | 2950 x 27 x 0,9 mm | T 5 / 7 Bi-Metal | Variable |
| LB10/3010 | 3010 x 27 x 0,9 mm | T 5 / 7 Bi-Metal | Variable |
| LB10/3100 | 3100 x 27 x 0,9 mm | T 5 / 7 Bi-Metal | Variable |
| LB10/3120 | 3120 x 27 x 0,9 mm | T 5 / 7 Bi-Metal | Variable |
| LB10/3150 | 3150 x 27 x 0,9 mm | T 5 / 7 Bi-Metal | Variable |

## N7X

### *BLADE FOR WOOD*

Blade for shaped cutting of thin wood.

Steel | Wood | Multilayer | Chipboard | Band saw

| Art. | Sizes | Specifications |
|---|---|---|
| N194 | 1400 x 6 x 0,36 mm | T6 |
| N717/N | 1430 x 6 x 0,36 mm | T6 |
| N188 | 1790 x 6 x 0,36 mm | T10 |
| N190 | 1826 x 6 x 0,36 mm | T10 |
| N855/N2 | 2240 x 13 x 0,65 mm | T8 |
| N186 | 2400 x 13 x 0,65 mm | T8 |
| N192 | 2560 x 13 x 0,65 mm | T8 |
| N764/N2 | 2950 x 13 x 0,65 mm | T6 |
| N764/455/N2 | 3430 x 16 x 0,65 mm | T6 |

## N7X1

### *BLADES FOR WOOD*

Blade for straight cut of thick wood.

Steel | Wood | Multilayer | Chipboard | Band saw

| Art. | Sizes | Specifications |
|---|---|---|
| N195 | 1400 x 10 x 0,36 mm | T6 |
| N717/N1 | 1430 x 10 x 0,36 mm | T6 |
| N189 | 1790 x 10 x 0,36 mm | T6 |
| N191 | 1826 x 10 x 0,36 mm | T6 |
| N855/N | 2240 x 16 x 0,65 mm | T4 |
| N187 | 2400 x 16 x 0,65 mm | T4 |
| N193 | 2560 x 16 x 0,65 mm | T4 |
| N764/N | 2950 x 16 x 0,65 mm | T4 |
| N764/455/N | 3430 x 20 x 0,65 mm | T4 |

## LSL76-20

### *JIGSAW BLADE SET*

5 Pcs · Steel · Plastic · Wood · Multilayer

| | |
|---|---|
| Length | 76 mm |
| Cutting Depth | 51 mm |
| Thickness | 2 mm |

## LSM76-12

### *JIGSAW BLADE SET*

5 Pcs · HSS · Steel · Aluminum · Non-ferr. alloys

| | |
|---|---|
| Length | 76 mm |
| Cutting Depth | 51 mm |
| Thickness | 1,2 mm |

## 07X

### *WOOD CARBIDE TIPPED SAW BLADES*

With alternate universal teeth.

Blister · HSS · HM · 10° · Wood · Multilayer · Chipboard · Circular saw

| Art. | ø | Teeth Z | Hole | Cut thickness | Blade thickness | rpm max |
|---|---|---|---|---|---|---|
| 0735 | 190 mm | 24 | Ø 20 mm | 2,2 mm | 1,5 mm | 8000 |
| 0736 | 190 mm | 48 | Ø 20 mm | 2,2 mm | 1,5 mm | 8000 |
| 0685 | 250 mm | 24 | Ø 30 mm | 2,8 mm | 2 mm | 6300 |
| 0702 | 250 mm | 60 | Ø 30 mm | 3,2 mm | 2,2 mm | 7000 |
| 0703 | 250 mm | 80 | Ø 30 mm | 3,2 mm | 2,2 mm | 7000 |
| 0704 | 300 mm | 72 | Ø 30 mm | 3,2 mm | 2,2 mm | 6000 |
| 0705 | 300 mm | 96 | Ø 30 mm | 3,2 mm | 2,2 mm | 6000 |
| 0899 | 315 mm | 25 | Ø 30 mm | 2,8 mm | 1,8 mm | 6000 |
| 0745 | 350 mm | 54 | Ø 30 mm | 3,5 mm | 2,5 mm | 5000 |
| 0707 | 400 mm | 48 | Ø 30 mm | 3,5 mm | 2,5 mm | 4500 |
| 0746 | 450 mm | 60 | Ø 30 mm | 4 mm | 3,0 mm | 4000 |

## 0762-

### *ALUMINIUM AND PLASTIC CARBIDE TIPPED SAW BLADE*

Trapezoidal flat toothing with alternating sharpening.

Box · HSS · HM · Aluminum · Plastic · Plexiglass · Composites · Water · Dry · Circular saw

| Art. | ø | Teeth Z | Hole | Cut thickness | Blade thickness | rpm max |
|---|---|---|---|---|---|---|
| 0762/190 | 190 mm | 48 | Ø 20 mm | 2,2 mm | 1,5 mm | 8000 |
| 0762/250 | 250 mm | 60 | Ø 32 mm | 3,2 mm | 2,8 mm | 7000 |
| 0762/300 | 300 mm | 72 | Ø 32 mm | 3,2 mm | 2,8 mm | 6000 |

## FLAP DISCS


p. 266 Professional
p. 270 Performance
p. 274 Grindflex
p. 278 Smartflex
p. 281 Specialty
p. 287 Fast Lock


## ABRASIVE WHEELS


p. 288 Wheels with shaft
p. 289 Wheels with hole
p. 290 Wheels for satin finishers


## ABRASIVE DISCS AND BELTS


p. 293 Fiber discs
p. 294 Adhesive and velcro discs
p. 298 Rolls and sheets
p. 302 Belts


## CLEANING


p. 303 Surface Conditioning
p. 305 Abrasive Nylon
p. 306 Non woven


## FINISHING AND POLISHING


p. 307 Felt and abrasive pastes
p. 309 Sisal, cotton and wool
p. 312 Sponges and abrasive rubbers


## WIRE BRUSHES


p. 313 Brushes with bore
p. 315 Brushes with shaft


## CUTTING WHEELS


p. 319 Cutting discs
p. 320 Grinding discs
p. 321 Grinding wheels with hole
p. 322 Mounted grinding wheels
p. 323 Diamond blades

# RIFLEX, SPECIFIC EXPERIENCE MADE IN ITALY

Since 1982, Riflex has stood out on the international stage thanks to its specific MADE IN ITALY experience in the production of flap discs made of corundum, zirconium and ceramic zirconium with supports made from both nylon and fibreglass, and in the manufacture of automatic systems for their production, testing and packaging.

Riflex oversees the entire production chain thanks to relationships spanning decades with key suppliers of raw materials (abrasive backing plates, supports and glue). More than thirty years of experience has allowed the company to develop its own recipes and quality protocols which are among the highest levels worldwide.

# ABRASIVE CLOTH

| | | | |
|---|---|---|---|
| | | Zirconium Cotton | For common, alloyed and stainless steels. Cotton backing, excellent performance and durability. This cloth is declined in various performance steps based on the product families. |
| | | Corundum Cotton | For metals and wood, for standard processing. Cotton support. This cloth is declined in various performance steps based on the product families. |
| SPECIALTY | | Zircoceramic Polycotton | Specially designed for processing stainless steel. Third cooling layer, polycotton backing, high cutting speed. |
| SPECIALTY | | Ceramic Polycotton | Specially designed for processing stainless steel, for heavy stock removal. Third cooling layer, extremely resistant polycotton backing, maximum cutting speed. |
| SPECIALTY | | Abranet® Polyamide Mesh | Specially designed for clogging materials such as non-ferrous metals (aluminum, copper, brass, zinc, magnesium), wood and composite materials. The particular polyamide mesh structure prevents the formation of accumulations and clogging, ensuring great advantages: impeccable finishes and constant effectiveness, maximizing performance and reducing processing costs. |

# FLAP DISCS

# FERVI BY RIFLEX

## PROFESSIONAL

PROFESSIONAL TOP LINE

Professional long-life discs with high removal speeds for the most demanding users, powered by Norton™ abrasive cloth.

## PERFORMANCE

HIGH PERFORMANCE

Wide range of professional flap discs based on aluminum oxide or zirconia.

## GRINDFLEX

MULTI PURPOSE

The "best seller", suitable for massive removals and finishing on most types of ferrous and non-ferrous metal surfaces.

## SMARTFLEX

VALUE FOR MONEY

The best price with professional performances.
For removal and finishing operations.

## SPECIALTY

FOR SPECIAL WORKING

Range of discs for professional working on stainless steel, non-ferrous metals (aluminum, copper, etc.).

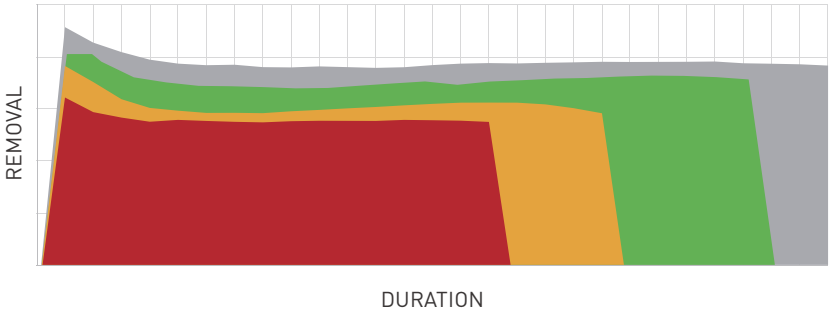


Our tests are carried out with Riflex machines using a 1200W electric tool with a constant pressure of 4 kg on a S235JR (Fe360) steel test specimen with 2.5 min steps.

# DISC TYPE

### CLASSIC

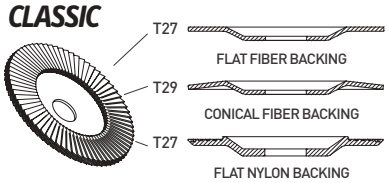


### DUAL FLAP

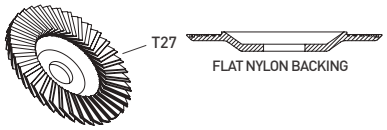


### REAL FLAT

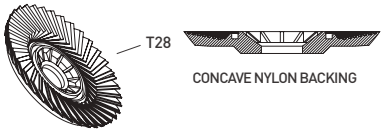


### BIGGER

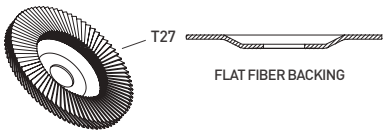


### TIGER

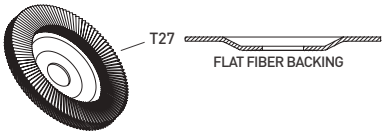


### RAPTOR

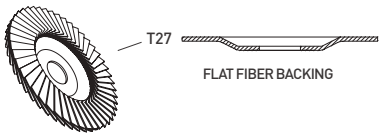

Norton (TM) Inside
PROFESSIONAL

# PROFESSIONAL TOP LINE

## Professional long-life discs with high removal speeds for the most demanding users, powered by Norton™ abrasive cloth.

For heavy removal, major deburring - Designed for professional users and medium and large companies. Ideal for machining large metal sheets, removing large weld seams and requiring long disk life.

### DF8100-Z

*PROFESSIONAL FLAP DISC CLASSIC*

Zr — Zirconium; Glass fiber; T27; Single; EN 13743; Roughing; Steel; Stainless steel; Cast Iron; Surface Prep.; 0 - 15°; Angle grinder; Made In RIFLEX

| Art. | Dimensions | Grit | rpm max | Pack |
|---|---|---|---|---|
| DF8100.111 | 115 x 22 mm | 36 | 13300 | 10 |
| DF8100.112 | 115 x 22 mm | 40 | 13300 | 10 |
| DF8100.114 | 115 x 22 mm | 60 | 13300 | 10 |
| DF8100.115 | 115 x 22 mm | 80 | 13300 | 10 |
| DF8100.117 | 115 x 22 mm | 120 | 13300 | 10 |
| DF8100.121 | 125 x 22 mm | 36 | 12250 | 10 |
| DF8100.122 | 125 x 22 mm | 40 | 12250 | 10 |
| DF8100.124 | 125 x 22 mm | 60 | 12250 | 10 |
| DF8100.125 | 125 x 22 mm | 80 | 12250 | 10 |
| DF8100.181 | 180 x 22 mm | 36 | 8500 | 10 |
| DF8100.182 | 180 x 22 mm | 40 | 8500 | 10 |
| DF8100.184 | 180 x 22 mm | 60 | 8500 | 10 |
| DF8100.185 | 180 x 22 mm | 80 | 8500 | 10 |

### DF8150-Z

*PROFESSIONAL FLAP DISC CLASSIC*

Zr — Zirconium; Glass fiber; T29; Single; EN 13743; Roughing; Steel; Stainless steel; Cast Iron; Surface Prep.; 15 - 25°; Angle grinder; Made In RIFLEX

| Art. | Dimensions | Grit | rpm max | Pack |
|---|---|---|---|---|
| DF8150.111 | 115 x 22 mm | 36 | 13300 | 10 |
| DF8150.112 | 115 x 22 mm | 40 | 13300 | 10 |
| DF8150.114 | 115 x 22 mm | 60 | 13300 | 10 |
| DF8150.115 | 115 x 22 mm | 80 | 13300 | 10 |
| DF8150.117 | 115 x 22 mm | 120 | 13300 | 10 |
| DF8150.121 | 125 x 22 mm | 36 | 12250 | 10 |
| DF8150.122 | 125 x 22 mm | 40 | 12250 | 10 |
| DF8150.124 | 125 x 22 mm | 60 | 12250 | 10 |
| DF8150.125 | 125 x 22 mm | 80 | 12250 | 10 |
| DF8150.181 | 180 x 22 mm | 36 | 8500 | 10 |
| DF8150.182 | 180 x 22 mm | 40 | 8500 | 10 |
| DF8150.184 | 180 x 22 mm | 60 | 8500 | 10 |
| DF8150.185 | 180 x 22 mm | 80 | 8500 | 10 |

## DF8100MINI-Z

NEW

### *FLAP DISC PROFESSIONAL 75MM 40Z MINI*

Zr · T27 · EN 13743 · Made In RIFLEX

Zirconium · Glass fiber · Single · Roughing · Steel · Stainless steel · Cast Iron · Surface Prep. · 0 - 15° · Axial grinder

| Art. | Dimensions | Grit | rpm max | Pack |
|---|---|---|---|---|
| DF8100.172 | 75 X 10 mm | 40 | 13300 | 10 |

## DN8100-Z

### *PROFESSIONAL FLAP DISC CLASSIC*

Zr · T27 · EN 13743 · Made In RIFLEX

Zirconium · Nylon · Single · Roughing · Steel · Stainless steel · Cast Iron · Surface Prep. · 0 - 15° · Angle grinder

| Art. | Dimensions | Grit | rpm max | Pack |
|---|---|---|---|---|
| DN8100.111 | 115 x 22 mm | 36 | 13300 | 10 |
| DN8100.112 | 115 x 22 mm | 40 | 13300 | 10 |
| DN8100.114 | 115 x 22 mm | 60 | 13300 | 10 |
| DN8100.115 | 115 x 22 mm | 80 | 13300 | 10 |
| DN8100.117 | 115 x 22 mm | 120 | 13300 | 10 |
| DN8100.122 | 125 x 22 mm | 40 | 12250 | 10 |
| DN8100.124 | 125 x 22 mm | 60 | 12250 | 10 |
| DN8100.125 | 125 x 22 mm | 80 | 12250 | 10 |
| DN8100.182 | 180 x 22 mm | 40 | 8500 | 10 |
| DN8100.184 | 180 x 22 mm | 60 | 8500 | 10 |
| DN8100.185 | 180 x 22 mm | 80 | 8500 | 10 |

## DN8300-Z

### *PROFESSIONAL FLAP DISC DUAL FLAP*

Zr · T27 · EN 13743 · Made In RIFLEX

Zirconium · Nylon · Double · Roughing · Steel · Stainless steel · Cast Iron · Surface Prep. · 0 - 15° · Angle grinder

| Art. | Dimensions | Grit | rpm max | Pack |
|---|---|---|---|---|
| DN8300.111 | 115 x 22 mm | 36 | 13300 | 10 |
| DN8300.112 | 115 x 22 mm | 40 | 13300 | 10 |
| DN8300.114 | 115 x 22 mm | 60 | 13300 | 10 |
| DN8300.115 | 115 x 22 mm | 80 | 13300 | 10 |
| DN8300.117 | 115 x 22 mm | 120 | 13300 | 10 |
| DN8300.122 | 125 x 22 mm | 40 | 12250 | 10 |
| DN8300.124 | 125 x 22 mm | 60 | 12250 | 10 |
| DN8300.125 | 125 x 22 mm | 80 | 12250 | 10 |
| DN8300.182 | 180 x 22 mm | 40 | 8500 | 10 |
| DN8300.184 | 180 x 22 mm | 60 | 8500 | 10 |
| DN8300.185 | 180 x 22 mm | 80 | 8500 | 10 |

## DN8550-Z

### *PROFESSIONAL FLAP DISC REAL FLAT*

Thanks to a special convex shape backing, this flap discs type are perfectly flat discs with large flaps and constant density and hardness both at the centre and on the peripheral diameter of the disc.

Zr · T28 · EN 13743 · Made In RIFLEX

Zirconium · Nylon · Double · Roughing · Steel · Stainless steel · Cast Iron · Surface Prep. · 0 - 15° · Angle grinder

| Art. | Dimensions | Grit | rpm max | Pack |
|---|---|---|---|---|
| DN8550.112 | 115 x 22 mm | 40 | 13300 | 10 |
| DN8550.114 | 115 x 22 mm | 60 | 13300 | 10 |
| DN8550.115 | 115 x 22 mm | 80 | 13300 | 10 |
| DN8550.117 | 115 x 22 mm | 120 | 13300 | 10 |

## DF8600-Z

### *PROFESSIONAL FLAP DISC BIGGER*

Grind even longer, even faster, and even better finishing with bigger disc. the new structure provides better benefits compared to conventional flap or grinding discs: 50% more abrasion capacity, saving a great deal of working time, 2x longer service life, excellent value for money, cooler grinding, costs and working time reduction.

Zr · T27 · EN 13743 · C

Zirconium · Glass fiber · Single · Roughing · Steel · Stainless steel · Cast Iron · Surface Prep. · 0 - 15° · Angle grinder · Made In RIFLEX

| Art. | Dimensions | Grit | rpm max | Pack |
|---|---|---|---|---|
| DF8600.112 | 115 x 22 mm | 40 | 13300 | 10 |
| DF8600.114 | 115 x 22 mm | 60 | 13300 | 10 |
| DF8600.115 | 115 x 22 mm | 80 | 13300 | 10 |
| DF8600.117 | 115 x 22 mm | 120 | 13300 | 10 |
| DF8600.122 | 125 x 22 mm | 40 | 12250 | 10 |
| DF8600.124 | 125 x 22 mm | 60 | 12250 | 10 |
| DF8600.125 | 125 x 22 mm | 80 | 12250 | 10 |
| DF8600.127 | 125 x 22 mm | 120 | 12250 | 10 |
| DF8600.182 | 180 x 22 mm | 40 | 8500 | 10 |
| DF8600.184 | 180 x 22 mm | 60 | 8500 | 10 |
| DF8600.185 | 180 x 22 mm | 80 | 8500 | 10 |
| DF8600.187 | 180 x 22 mm | 120 | 8500 | 10 |

## DF8700-Z

### *PROFESSIONAL FLAP DISC TIGER*

Tiger is a flap disc with an additional 70% abrasive cloth compared to standard professional discs. Its shape allows the full use of the abrasive as well as making it particularly compact. This feature, combined to reinforced support, allows to exert a higher specific pressure and consequently a more rapid removal.

Zr · T27 · EN 13743 · C

Zirconium · Glass fiber · Single · Roughing · Steel · Stainless steel · Cast Iron · Surface Prep. · 0 - 15° · Angle grinder · Made In RIFLEX

| Art. | Dimensions | Grit | rpm max | Pack |
|---|---|---|---|---|
| DF8700.112 | 115 x 22 mm | 40 | 13300 | 10 |
| DF8700.114 | 115 x 22 mm | 60 | 13300 | 10 |
| DF8700.115 | 115 x 22 mm | 80 | 13300 | 10 |
| DF8700.117 | 115 x 22 mm | 120 | 13300 | 10 |

## DF8100-A

### *PROFESSIONAL FLAP DISC CLASSIC*

AlOx | T27 | EN 13743 | Made In RIFLEX

Corundum | Glass fiber | Single | Roughing | Steel | Cast Iron | Surface Prep. | 0 - 15° | Angle grinder

| Art. | Dimensions | Grit | rpm max | Pack |
|---|---|---|---|---|
| DF8100.212 | 115 x 22 mm | 40 | 13300 | 10 |
| DF8100.214 | 115 x 22 mm | 60 | 13300 | 10 |
| DF8100.215 | 115 x 22 mm | 80 | 13300 | 10 |

## DF8150-A

### *PROFESSIONAL FLAP DISC CLASSIC*

AlOx | T29 | EN 13743 | Made In RIFLEX

Corundum | Glass fiber | Single | Roughing | Steel | Cast Iron | Surface Prep. | 15 - 25° | Angle grinder

| Art. | Dimensions | Grit | rpm max | Pack |
|---|---|---|---|---|
| DF8150.212 | 115 x 22 mm | 40 | 13300 | 10 |
| DF8150.214 | 115 x 22 mm | 60 | 13300 | 10 |
| DF8150.215 | 115 x 22 mm | 80 | 13300 | 10 |

## DN8100-A

### *PROFESSIONAL FLAP DISC CLASSIC*

AlOx | T27 | EN 13743 | Made In RIFLEX

Corundum | Nylon | Single | Roughing | Steel | Cast Iron | Surface Prep. | 0 - 15° | Angle grinder

| Art. | Dimensions | Grit | rpm max | Pack |
|---|---|---|---|---|
| DN8100.212 | 115 x 22 mm | 40 | 13300 | 10 |
| DN8100.214 | 115 x 22 mm | 60 | 13300 | 10 |
| DN8100.215 | 115 x 22 mm | 80 | 13300 | 10 |

## DN8300-A

### *PROFESSIONAL FLAP DISC DUAL FLAP*

AlOx | T27 | EN 13743 | Made In RIFLEX

Corundum | Nylon | Double | Roughing | Steel | Cast Iron | Surface Prep. | 0 - 15° | Angle grinder

| Art. | Dimensions | Grit | rpm max | Pack |
|---|---|---|---|---|
| DN8300.212 | 115 x 22 mm | 40 | 13300 | 10 |
| DN8300.214 | 115 x 22 mm | 60 | 13300 | 10 |
| DN8300.215 | 115 x 22 mm | 80 | 13300 | 10 |

# PERFORMANCE

## HIGH PERFORMANCE

**Wide range of professional flap discs based on aluminum oxide or zirconia.**

For mass productions and where high removal capacity is required - Designed for medium and large companies. Ideal for demanding users and heavy-duty applications where long disk life is required.

### DF6100-Z

***PERFORMANCE FLAP DISC CLASSIC***

Zr · Zirconium · Glass fiber · T27 · Single · EN 13743 · Roughing · Steel · Stainless steel · Cast Iron · Surface Prep. · 0 - 15° · Angle grinder · Made In RIFLEX

| Art. | Dimensions | Grit | rpm max | Pack |
|---|---|---|---|---|
| DF6100.112 | 115 x 22 mm | 40 | 13300 | 10 |
| DF6100.114 | 115 x 22 mm | 60 | 13300 | 10 |
| DF6100.115 | 115 x 22 mm | 80 | 13300 | 10 |
| DF6100.117 | 115 x 22 mm | 120 | 13300 | 10 |
| DF6100.122 | 125 x 22 mm | 40 | 12250 | 10 |
| DF6100.124 | 125 x 22 mm | 60 | 12250 | 10 |
| DF6100.125 | 125 x 22 mm | 80 | 12250 | 10 |
| DF6100.182 | 180 x 22 mm | 40 | 8500 | 10 |
| DF6100.184 | 180 x 22 mm | 60 | 8500 | 10 |
| DF6100.185 | 180 x 22 mm | 80 | 8500 | 10 |

### DF6150-Z

***PERFORMANCE FLAP DISC CLASSIC***

Zr · Zirconium · Glass fiber · T29 · Single · EN 13743 · Roughing · Steel · Stainless steel · Cast Iron · Surface Prep. · 15 - 25° · Angle grinder · Made In RIFLEX

| Art. | Dimensions | Grit | rpm max | Pack |
|---|---|---|---|---|
| DF6150.112 | 115 x 22 mm | 40 | 13300 | 10 |
| DF6150.114 | 115 x 22 mm | 60 | 13300 | 10 |
| DF6150.115 | 115 x 22 mm | 80 | 13300 | 10 |
| DF6150.117 | 115 x 22 mm | 120 | 13300 | 10 |
| DF6150.122 | 125 x 22 mm | 40 | 12250 | 10 |
| DF6150.124 | 125 x 22 mm | 60 | 12250 | 10 |
| DF6150.125 | 125 x 22 mm | 80 | 12250 | 10 |
| DF6150.182 | 180 x 22 mm | 40 | 8500 | 10 |
| DF6150.184 | 180 x 22 mm | 60 | 8500 | 10 |
| DF6150.185 | 180 x 22 mm | 80 | 8500 | 10 |

## DN6100-Z

### *PERFORMANCE FLAP DISC CLASSIC*

Zr · T27 · EN 13743 · Made In RIFLEX

Zirconium · Nylon · Single · Roughing · Steel · Stainless steel · Cast Iron · Surface Prep. · 0 - 15° · Angle grinder

| Art. | Dimensions | Grit | rpm max | Pack |
|---|---|---|---|---|
| DN6100.112 | 115 x 22 mm | 40 | 13300 | 10 |
| DN6100.114 | 115 x 22 mm | 60 | 13300 | 10 |
| DN6100.115 | 115 x 22 mm | 80 | 13300 | 10 |
| DN6100.117 | 115 x 22 mm | 120 | 13300 | 10 |
| DN6100.122 | 125 x 22 mm | 40 | 12250 | 10 |
| DN6100.124 | 125 x 22 mm | 60 | 12250 | 10 |
| DN6100.125 | 125 x 22 mm | 80 | 12250 | 10 |
| DN6100.182 | 180 x 22 mm | 40 | 8500 | 10 |
| DN6100.184 | 180 x 22 mm | 60 | 8500 | 10 |
| DN6100.185 | 180 x 22 mm | 80 | 8500 | 10 |

## DN6300-Z

### *PERFORMANCE FLAP DISC DUAL FLAP*

Zr · T27 · EN 13743 · Made In RIFLEX

Zirconium · Nylon · Double · Roughing · Steel · Stainless steel · Cast Iron · Surface Prep. · 0 - 15° · Angle grinder

| Art. | Dimensions | Grit | rpm max | Pack |
|---|---|---|---|---|
| DN6300.112 | 115 x 22 mm | 40 | 13300 | 10 |
| DN6300.114 | 115 x 22 mm | 60 | 13300 | 10 |
| DN6300.115 | 115 x 22 mm | 80 | 13300 | 10 |
| DN6300.117 | 115 x 22 mm | 120 | 13300 | 10 |
| DN6300.122 | 125 x 22 mm | 40 | 12250 | 10 |
| DN6300.124 | 125 x 22 mm | 60 | 12250 | 10 |
| DN6300.125 | 125 x 22 mm | 80 | 12250 | 10 |
| DN6300.182 | 180 x 22 mm | 40 | 8500 | 10 |
| DN6300.184 | 180 x 22 mm | 60 | 8500 | 10 |
| DN6300.185 | 180 x 22 mm | 80 | 8500 | 10 |

## DN6550-Z

### *PERFORMANCE FLAP DISC REAL FLAT*

Thanks to a special convex shape backing, this flap discs type are perfectly flat discs with large flaps and constant density and hardness both at the centre and on the peripheral diameter of the disc.

Zr · T28 · EN 13743 · Made In RIFLEX

Zirconium · Nylon · Double · Roughing · Steel · Stainless steel · Cast Iron · Surface Prep. · 0 - 15° · Angle grinder

| Art. | Dimensions | Grit | rpm max | Pack |
|---|---|---|---|---|
| DN6550.112 | 115 x 22 mm | 40 | 13300 | 10 |
| DN6550.114 | 115 x 22 mm | 60 | 13300 | 10 |
| DN6550.115 | 115 x 22 mm | 80 | 13300 | 10 |
| DN6550.117 | 115 x 22 mm | 120 | 13300 | 10 |

## DF6600-Z

### *PERFORMANCE FLAP DISC BIGGER*

Grind even longer, even faster, and even better finishing with bigger disc. The new structure provides better benefits compared to conventional flap or grinding discs: 50% more abrasion capacity, saving a great deal of working time, 2x longer service life, excellent value for money, cooler grinding, costs and working time reduction.

Zr · T27 · EN 13743 · Made In RIFLEX

Zirconium · Glass fiber · Single · Roughing · Steel · Stainless steel · Cast Iron · Surface Prep. · 0 - 15° · Angle grinder

| Art. | Dimensions | Grit | rpm max | Pack |
|---|---|---|---|---|
| DF6600.112 | 115 x 22 mm | 40 | 13300 | 10 |
| DF6600.114 | 115 x 22 mm | 60 | 13300 | 10 |
| DF6600.115 | 115 x 22 mm | 80 | 13300 | 10 |
| DF6600.117 | 115 x 22 mm | 120 | 13300 | 10 |
| DF6600.122 | 125 x 22 mm | 40 | 12250 | 10 |
| DF6600.124 | 125 x 22 mm | 60 | 12250 | 10 |
| DF6600.125 | 125 x 22 mm | 80 | 12250 | 10 |
| DF6600.127 | 125 x 22 mm | 120 | 12250 | 10 |
| DF6600.182 | 180 x 22 mm | 40 | 8500 | 10 |
| DF6600.184 | 180 x 22 mm | 60 | 8500 | 10 |

## DF6700-Z

### *PERFORMANCE FLAP DISC TIGER*

Tiger is a flap disc with an additional 70% abrasive cloth compared to standard professional discs. Its shape allows the full use of the abrasive as well as making it particularly compact. This feature, combined to reinforced support, allows to exert a higher specific pressure and consequently a more rapid removal.

Zr · T27 · EN 13743 · Made In RIFLEX

Zirconium · Glass fiber · Single · Roughing · Steel · Stainless steel · Cast Iron · Surface Prep. · 0 - 15° · Angle grinder

| Art. | Dimensions | Grit | rpm max | Pack |
|---|---|---|---|---|
| DF6700.112 | 115 x 22 mm | 40 | 13300 | 10 |
| DF6700.114 | 115 x 22 mm | 60 | 13300 | 10 |
| DF6700.115 | 115 x 22 mm | 80 | 13300 | 10 |
| DF6700.117 | 115 x 22 mm | 120 | 13300 | 10 |

## DF6100-A

### *PERFORMANCE FLAP DISC CLASSIC*

AlOx | T27 | EN 13743 | Made In RIFLEX

Corundum | Glass fiber | Single | Roughing | Steel | Cast Iron | Surface Prep. | 0 - 15° | Angle grinder

| Art. | Dimensions | Grit | rpm max | Pack |
|---|---|---|---|---|
| DF6100.212 | 115 x 22 mm | 40 | 13300 | 10 |
| DF6100.214 | 115 x 22 mm | 60 | 13300 | 10 |
| DF6100.215 | 115 x 22 mm | 80 | 13300 | 10 |

## DF6150-A

### *PERFORMANCE FLAP DISC CLASSIC*

AlOx | T29 | EN 13743 | Made In RIFLEX

Corundum | Glass fiber | Single | Roughing | Steel | Cast Iron | Surface Prep. | 15 - 25° | Angle grinder

| Art. | Dimensions | Grit | rpm max | Pack |
|---|---|---|---|---|
| DF6150.212 | 115 x 22 mm | 40 | 13300 | 10 |
| DF6150.214 | 115 x 22 mm | 60 | 13300 | 10 |
| DF6150.215 | 115 x 22 mm | 80 | 13300 | 10 |

## DN6100-A

### *PERFORMANCE FLAP DISC CLASSIC*

AlOx | T27 | EN 13743 | Made In RIFLEX

Corundum | Nylon | Single | Roughing | Steel | Cast Iron | Surface Prep. | 0 - 15° | Angle grinder

| Art. | Dimensions | Grit | rpm max | Pack |
|---|---|---|---|---|
| DN6100.212 | 115 x 22 mm | 40 | 13300 | 10 |
| DN6100.214 | 115 x 22 mm | 60 | 13300 | 10 |
| DN6100.215 | 115 x 22 mm | 80 | 13300 | 10 |

## DN6300-A

### *PERFORMANCE FLAP DISC DUAL FLAP*

AlOx | T27 | EN 13743 | Made In RIFLEX

Corundum | Nylon | Double | Roughing | Steel | Cast Iron | Surface Prep. | 0 - 15° | Angle grinder

| Art. | Dimensions | Grit | rpm max | Pack |
|---|---|---|---|---|
| DN6300.212 | 115 x 22 mm | 40 | 13300 | 10 |
| DN6300.214 | 115 x 22 mm | 60 | 13300 | 10 |
| DN6300.215 | 115 x 22 mm | 80 | 13300 | 10 |

GRINDFLEX

# MULTI PURPOSE

## The "best seller", suitable for massive removals and finishing on most types of ferrous and non-ferrous metal surfaces.

For specific uses, mass productions and finishing - Designed for artisans, large and medium industries. Ideal for the removal of weld seams and processes where long life of the disk is required, as well as sheet metal deburring.

### DF4100-Z

*GRINDFLEX FLAP DISC CLASSIC*

Zr · Glass fiber · T27 · Single · EN 13743 · Roughing · Steel · Cast Iron · Surface Prep. · 0 - 15° · Angle grinder · Made In RIFLEX

| Art. | Dimensions | Grit | rpm max | Pack |
|---|---|---|---|---|
| DF4100.112 | 115 x 22 mm | 40 | 13300 | 10 |
| DF4100.114 | 115 x 22 mm | 60 | 13300 | 10 |
| DF4100.115 | 115 x 22 mm | 80 | 13300 | 10 |
| DF4100.117 | 115 x 22 mm | 120 | 13300 | 10 |
| DF4100.122 | 125 x 22 mm | 40 | 12250 | 10 |
| DF4100.124 | 125 x 22 mm | 60 | 12250 | 10 |
| DF4100.125 | 125 x 22 mm | 80 | 12250 | 10 |
| DF4100.127 | 125 x 22 mm | 120 | 12250 | 10 |
| DF4100.182 | 180 x 22 mm | 40 | 8500 | 10 |
| DF4100.184 | 180 x 22 mm | 60 | 8500 | 10 |
| DF4100.185 | 180 x 22 mm | 80 | 8500 | 10 |
| DF4100.187 | 180 x 22 mm | 120 | 8500 | 10 |

### DF4150-Z

*GRINDFLEX FLAP DISC CLASSIC*

Zr · Glass fiber · T29 · Single · EN 13743 · Roughing · Steel · Cast Iron · Surface Prep. · 15 - 25° · Angle grinder · Made In RIFLEX

| Art. | Dimensions | Grit | rpm max | Pack |
|---|---|---|---|---|
| DF4150.112 | 115 x 22 mm | 40 | 13300 | 10 |
| DF4150.114 | 115 x 22 mm | 60 | 13300 | 10 |
| DF4150.115 | 115 x 22 mm | 80 | 13300 | 10 |
| DF4150.117 | 115 x 22 mm | 120 | 13300 | 10 |
| DF4150.122 | 125 x 22 mm | 40 | 12250 | 10 |
| DF4150.124 | 125 x 22 mm | 60 | 12250 | 10 |
| DF4150.125 | 125 x 22 mm | 80 | 12250 | 10 |
| DF4150.127 | 125 x 22 mm | 120 | 12250 | 10 |
| DF4150.182 | 180 x 22 mm | 40 | 8500 | 10 |
| DF4150.184 | 180 x 22 mm | 60 | 8500 | 10 |
| DF4150.185 | 180 x 22 mm | 80 | 8500 | 10 |
| DF4150.187 | 180 x 22 mm | 120 | 8500 | 10 |

## DN4100-Z

### *GRINDFLEX FLAP DISC CLASSIC*

Zr · Nylon · T27 · Single · EN 13743 · Roughing · Steel · Cast Iron · Surface Prep. · 0 - 15° · Angle grinder · Made In RIFLEX

| Art. | Dimensions | Grit | rpm max | Pack |
|---|---|---|---|---|
| DN4100.112 | 115 x 22 mm | 40 | 13300 | 10 |
| DN4100.114 | 115 x 22 mm | 60 | 10500 | 10 |
| DN4100.115 | 115 x 22 mm | 80 | 13300 | 10 |
| DN4100.122 | 125 x 22 mm | 40 | 12250 | 10 |
| DN4100.124 | 125 x 22 mm | 60 | 12250 | 10 |

## DN4300-Z

### *GRINDFLEX FLAP DISC DUAL FLAP*

Zr · Nylon · T27 · Double · EN 13743 · Roughing · Steel · Cast Iron · Surface Prep. · 0 - 15° · Angle grinder · Made In RIFLEX

| Art. | Dimensions | Grit | rpm max | Pack |
|---|---|---|---|---|
| DN4300.112 | 115 x 22 mm | 40 | 13300 | 10 |
| DN4300.114 | 115 x 22 mm | 60 | 13300 | 10 |
| DN4300.115 | 115 x 22 mm | 80 | 13300 | 10 |
| DN4300.117 | 115 x 22 mm | 120 | 13300 | 10 |

## DN4550-Z

### *GRINDFLEX FLAP DISC REAL FLAT*

Thanks to a special convex shape backing, this flap discs type are perfectly flat discs with large flaps and constant density and hardness both at the centre and on the peripheral diameter of the disc.

Zr · Nylon · T28 · Double · EN 13743 · Roughing · Steel · Cast Iron · Surface Prep. · 0 - 15° · Angle grinder · Made In RIFLEX

| Art. | Dimensions | Grit | rpm max | Pack |
|---|---|---|---|---|
| DN4550.112 | 115 x 22 mm | 40 | 13300 | 10 |
| DN4550.114 | 115 x 22 mm | 60 | 13300 | 10 |

## DF4600-Z

### *GRINDFLEX FLAP DISC BIGGER*

Grind even longer, even faster, and even better finishing with bigger disc. The new structure provides better benefits compared to conventional flap or grinding discs: 50% more abrasion capacity, saving a great deal of working time, 2x longer service life, excellent value for money, cooler grinding, costs and working time reduction.

Zirconium | Glass fiber | Single | Roughing | Steel | Cast Iron | Surface Prep. | 0 - 15° | Angle grinder

| Art. | Dimensions | Grit | rpm max | Pack |
|---|---|---|---|---|
| DF4600.112 | 115 x 22 mm | 40 | 13300 | 10 |
| DF4600.114 | 115 x 22 mm | 60 | 13300 | 10 |
| DF4600.115 | 115 x 22 mm | 80 | 13300 | 10 |
| DF4600.117 | 115 x 22 mm | 120 | 13300 | 10 |
| DF4600.122 | 125 x 22 mm | 40 | 12250 | 10 |
| DF4600.124 | 125 x 22 mm | 60 | 12250 | 10 |
| DF4600.182 | 180 x 22 mm | 40 | 8500 | 10 |
| DF4600.184 | 180 x 22 mm | 60 | 8500 | 10 |

## DF4100-A

### *GRINDFLEX FLAP DISC CLASSIC*

AlOx | T27 | EN 13743 | Made In RIFLEX

Corundum | Glass fiber | Single | Roughing | Steel | Cast Iron | Surface Prep. | 0 - 15° | Angle grinder

| Art. | Dimensions | Grit | rpm max | Pack |
|---|---|---|---|---|
| DF4100.212 | 115 x 22 mm | 40 | 13300 | 10 |
| DF4100.214 | 115 x 22 mm | 60 | 13300 | 10 |
| DF4100.215 | 115 x 22 mm | 80 | 13300 | 10 |

## DF4150-A

### *GRINDFLEX FLAP DISC CLASSIC*

AlOx | T29 | EN 13743 | Made In RIFLEX

Corundum | Glass fiber | Single | Roughing | Steel | Cast Iron | Surface Prep. | 15 - 25° | Angle grinder

| Art. | Dimensions | Grit | rpm max | Pack |
|---|---|---|---|---|
| DF4150.212 | 115 x 22 mm | 40 | 13300 | 10 |
| DF4150.214 | 115 x 22 mm | 60 | 13300 | 10 |
| DF4150.215 | 115 x 22 mm | 80 | 13300 | 10 |

## DN4100-A

### *GRINDFLEX FLAP DISC CLASSIC*

AlOx | T27 | EN 13743 | Made In RIFLEX

Corundum | Nylon | Single | Roughing | Steel | Cast Iron | Surface Prep. | 0 - 15° | Angle grinder

| Art. | Dimensions | Grit | rpm max | Pack |
|---|---|---|---|---|
| DN4100.212 | 115 x 22 mm | 40 | 13300 | 10 |
| DN4100.214 | 115 x 22 mm | 60 | 13300 | 10 |

## DN4300-A

### *GRINDFLEX FLAP DISC DUAL FLAP*

AlOx | T27 | EN 13743 | Made In RIFLEX

Corundum | Nylon | Double | Roughing | Steel | Cast Iron | Surface Prep. | 0 - 15° | Angle grinder

| Art. | Dimensions | Grit | rpm max | Pack |
|---|---|---|---|---|
| DN4300.212 | 115 x 22 mm | 40 | 13300 | 10 |
| DN4300.214 | 115 x 22 mm | 60 | 13300 | 10 |
| DN4300.215 | 115 x 22 mm | 80 | 13300 | 10 |

# SMARTFLEX

## VALUE FOR MONEY

**The best price with professional performances.**
**For removal and finishing operations.**

For common uses and low productions - Designed for hobbyists, building and small artisans (individual companies), who do not want to give up performance. Ideal for removing welding beads, sheet metal deburring and finishing.

### DF2100-Z

***SMARTFLEX FLAP DISC CLASSIC***

Zr · Glass fiber · T27 · Single · EN 13743 · Roughing · Steel · Cast Iron · Surface Prep. · 0 - 15° · Angle grinder · Made In RIFLEX

| Art. | Dimensions | Grit | rpm max | Pack |
|---|---|---|---|---|
| DF2100.112 | 115 x 22 mm | 40 | 13300 | 10 |
| DF2100.114 | 115 x 22 mm | 60 | 13300 | 10 |
| DF2100.115 | 115 x 22 mm | 80 | 13300 | 10 |
| DF2100.117 | 115 x 22 mm | 120 | 13300 | 10 |
| DF2100.122 | 125 x 22 mm | 40 | 12250 | 10 |
| DF2100.124 | 125 x 22 mm | 60 | 12250 | 10 |
| DF2100.125 | 125 x 22 mm | 80 | 12250 | 10 |
| DF2100.127 | 125 x 22 mm | 120 | 12250 | 10 |

### DF2150-Z

***SMARTFLEX FLAP DISC CLASSIC***

Zr · Glass fiber · T29 · Single · EN 13743 · Roughing · Steel · Cast Iron · Surface Prep. · 15 - 25° · Angle grinder · Made In RIFLEX

| Art. | Dimensions | Grit | rpm max | Pack |
|---|---|---|---|---|
| DF2150.112 | 115 x 22 mm | 40 | 13300 | 10 |
| DF2150.114 | 115 x 22 mm | 60 | 13300 | 10 |
| DF2150.115 | 115 x 22 mm | 80 | 13300 | 10 |
| DF2150.117 | 115 x 22 mm | 120 | 13300 | 10 |
| DF2150.122 | 125 x 22 mm | 40 | 12250 | 10 |
| DF2150.124 | 125 x 22 mm | 60 | 12250 | 10 |
| DF2150.125 | 125 x 22 mm | 80 | 12250 | 10 |
| DF2150.127 | 125 x 22 mm | 120 | 12250 | 10 |

### DN2100-Z

***SMARTFLEX FLAP DISC CLASSIC***

Zr · Nylon · T27 · Single · EN 13743 · Roughing · Steel · Cast Iron · Surface Prep. · 0 - 15° · Angle grinder · Made In RIFLEX

| Art. | Dimensions | Grit | rpm max | Pack |
|---|---|---|---|---|
| DN2100.112 | 115 x 22 mm | 40 | 13300 | 10 |
| DN2100.114 | 115 x 22 mm | 60 | 13300 | 10 |
| DN2100.115 | 115 x 22 mm | 80 | 13300 | 10 |
| DN2100.117 | 115 x 22 mm | 120 | 13300 | 10 |
| DN2100.122 | 125 x 22 mm | 40 | 12250 | 10 |
| DN2100.124 | 125 x 22 mm | 60 | 12250 | 10 |
| DN2100.125 | 125 x 22 mm | 80 | 12250 | 10 |
| DN2100.127 | 125 x 22 mm | 120 | 12250 | 10 |

## DN2300-Z

### *SMARTFLEX FLAP DISC DUAL FLAP*

Zr — Zirconium | Nylon | T27 | Double | EN 13743 | C Roughing | Steel | Cast Iron | Surface Prep. | 0 - 15° | Angle grinder | Made In RIFLEX

| Art. | Dimensions | Grit | rpm max | Pack |
|---|---|---|---|---|
| DN2300.112 | 115 x 22 mm | 40 | 13300 | 10 |
| DN2300.114 | 115 x 22 mm | 60 | 13300 | 10 |
| DN2300.115 | 115 x 22 mm | 80 | 13300 | 10 |
| DN2300.117 | 115 x 22 mm | 120 | 13300 | 10 |
| DN2300.122 | 125 x 22 mm | 40 | 12250 | 10 |
| DN2300.124 | 125 x 22 mm | 60 | 12250 | 10 |
| DN2300.125 | 125 x 22 mm | 80 | 12250 | 10 |
| DN2300.127 | 125 x 22 mm | 120 | 12250 | 10 |

## DF2100-A

*SMARTFLEX FLAP DISC CLASSIC*

AlOx Corundum | Glass fiber | T27 | Single | EN 13743 | Roughing | Steel | Cast Iron | Surface Prep. | 0 - 15° | Angle grinder | Made In RIFLEX

| Art. | Dimensions | Grit | rpm max | Pack |
|---|---|---|---|---|
| DF2100.212 | 115 x 22 mm | 40 | 13300 | 10 |
| DF2100.214 | 115 x 22 mm | 60 | 13300 | 10 |
| DF2100.215 | 115 x 22 mm | 80 | 13300 | 10 |

## DF2150-A

*SMARTFLEX FLAP DISC CLASSIC*

AlOx Corundum | Glass fiber | T29 | Single | EN 13743 | Roughing | Steel | Cast Iron | Surface Prep. | 15 - 25° | Angle grinder | Made In RIFLEX

| Art. | Dimensions | Grit | rpm max | Pack |
|---|---|---|---|---|
| DF2150.212 | 115 x 22 mm | 40 | 13300 | 10 |
| DF2150.214 | 115 x 22 mm | 60 | 13300 | 10 |
| DF2150.215 | 115 x 22 mm | 80 | 13300 | 10 |

## DN2100-A

*SMARTFLEX FLAP DISC CLASSIC*

AlOx Corundum | Nylon | T27 | Single | EN 13743 | Roughing | Steel | Cast Iron | Surface Prep. | 0 - 15° | Angle grinder | Made In RIFLEX

| Art. | Dimensions | Grit | rpm max | Pack |
|---|---|---|---|---|
| DN2100.212 | 115 x 22 mm | 40 | 13300 | 10 |
| DN2100.214 | 115 x 22 mm | 60 | 13300 | 10 |
| DN2100.215 | 115 x 22 mm | 80 | 13300 | 10 |

# SPECIALTY INOX

## Best solution for machining of stainless steel surfaces. Ceramic cloth, additioned with cooling "top size" layer.

For applications in the food, pharmaceutical and chemical industries. Designed for stainless steel specialists. Ideal for processing thin sheets, important burrs of weld seams and where a temperature-resistant product is required.

**SPECIALTY INOX** is a flap disc composed by an abrasive cloth **"TOP SIZE"** with a mixture of **zirconia and ceramic abrasive grain.** These high quality materials allow a **very high cutting speed** together with an **extraordinary disc life.** The further layer "TOP SIZE" drastically reduces the overheating of the disc and of the workpiece, with **obvious benefits when working on stainless steels.** The light blue color is by nature devoid of iron oxides so as to prevent contamination of stainless steels (≥0,1% Fe, S, Cl)

### DF9100-ZC

*ZIRCOCER FLAP DISC CLASSIC*

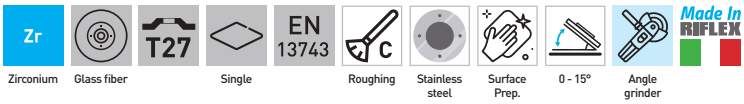


| Art. | Dimensions | Grit | rpm max | Pack |
|---|---|---|---|---|
| DF9100.312 | 115 x 22 mm | 40+ | 13300 | 10 |
| DF9100.314 | 115 x 22 mm | 60 | 13300 | 10 |
| DF9100.322 | 125 x 22 mm | 40+ | 12250 | 10 |
| DF9100.324 | 125 x 22 mm | 60 | 12250 | 10 |

### DF9150-ZC

*ZIRCOCER FLAP DISC CLASSIC*

| Art. | Dimensions | Grit | rpm max | Pack |
|---|---|---|---|---|
| DF9150.312 | 115 x 22 mm | 40+ | 13300 | 10 |
| DF9150.314 | 115 x 22 mm | 60 | 13300 | 10 |
| DF9150.322 | 125 x 22 mm | 40+ | 12250 | 10 |
| DF9150.324 | 125 x 22 mm | 60 | 12250 | 10 |

## DN9100-ZC

### *ZIRCOCER FLAP DISC CLASSIC*

Zr · Zirconium · Nylon · T27 · Single · EN 13743 · Roughing · Stainless steel · Surface Prep. · 0 - 15° · Angle grinder · Made In REFLEX

| Art. | Dimensions | Grit | rpm max | Pack |
|---|---|---|---|---|
| DN9100.312 | 115 x 22 mm | 40+ | 13300 | 10 |
| DN9100.314 | 115 x 22 mm | 60 | 13300 | 10 |
| DN9100.322 | 125 x 22 mm | 40+ | 12250 | 10 |
| DN9100.324 | 125 x 22 mm | 60 | 12250 | 10 |

## DF9800-ZC

### *ZIRCOCER FLAP DISC RAPTOR*

Raptor has higher cutting speed and maximum removal power thanks to its particular shape.

Zr · Zirconium · Glass fiber · T27 · Single · EN 13743 · Roughing · Stainless steel · Surface Prep. · 0 - 15° · Angle grinder · Made In REFLEX

| Art. | Dimensions | Grit | rpm max | Pack |
|---|---|---|---|---|
| DF9800.312 | 115 x 22 mm | 40 | 13300 | 10 |
| DF9800.322 | 125 x 22 mm | 40 | 12250 | 10 |

# SPECIALTY CER

## Best solution for machining stainless steel surfaces, especially for heavy removal with the highest cutting speed, with 100% ceramic abrasive cloth with cooling "top size" layer.

For applications in the food, pharmaceutical and chemical industries. Designed for stainless steel specialists. Ideal for processing thin sheets, important burrs of weld seams and where a temperature-resistant product is required.

**SPECIALTY CER** is a **flap disc** composed by an abrasive cloth **"TOP SIZE"** with a **100% ceramic abrasive** grain. These high-quality materials allow for **maximum cutting speed** together with an **extraordinary disc life**. The further layer "**TOP SIZE**" drastically reduces the overheating of the disc and of the workpiece, with **obvious benefits when working on stainless steels**. The particularly strong polycotton fabric allows **hard working pressures**.

### DF9101-C

*CERAMIC FLAP DISC CLASSIC*

Cer (Ceramic) · Glass fiber · T27 · Single · EN 13743 · Roughing · Stainless steel · Surface Prep. · 0 - 15° · Angle grinder · Made In RIFLEX

| Art. | Dimensions | Grit | rpm max | Pack |
|---|---|---|---|---|
| DF9101.312 | 115 x 22 mm | 40 | 13300 | 10 |
| DF9101.314 | 115 x 22 mm | 60 | 13300 | 10 |
| DF9101.322 | 125 x 22 mm | 40 | 12250 | 10 |
| DF9101.324 | 125 x 22 mm | 60 | 12250 | 10 |

### DN9101-C

*CERAMIC FLAP DISC CLASSIC*

Cer (Ceramic) · Nylon · T27 · Single · EN 13743 · Roughing · Stainless steel · Surface Prep. · Angle grinder · Made In RIFLEX

| Art. | Dimensions | Grit | rpm max | Pack |
|---|---|---|---|---|
| DN9101.312 | 115 x 22 mm | 40 | 13300 | 10 |
| DN9101.314 | 115 x 22 mm | 60 | 13300 | 10 |
| DN9101.322 | 125 x 22 mm | 40 | 12250 | 10 |
| DN9101.324 | 125 x 22 mm | 60 | 12250 | 10 |

### DF9801-C

*CERAMIC FLAP DISC RAPTOR*

Raptor has higher cutting speed and maximum removal power thanks to its particular shape.

Cer (Ceramic) · Glass fiber · T27 · Single · EN 13743 · Roughing · Stainless steel · Surface Prep. · 0 - 15° · Angle grinder · Made In RIFLEX

| Art. | Dimensions | Grit | rpm max | Pack |
|---|---|---|---|---|
| DF9801.312 | 115 x 22 mm | 40 | 13300 | 10 |
| DF9801.322 | 125 x 22 mm | 40 | 12250 | 10 |

# SPECIALTY ALU

## LOW TEMPERATURES, HIGH PERFORMANCE.

### Ideal disc for machining aluminum surfaces, with Abranet® Max canvas.

For deburring and finishing on aluminum and non-ferrous materials such as copper, zinc, brass, magnesium as well as wood and composite materials and where the problem of clogging could arise.

**SPECIALTY ALU** is a **special disc** designed for **aluminum** processing and, in general, for all non-ferrous metals and composite materials. It is made with a **special polyamide net support that avoids clogging of the abrasive** and allows the processing of the material at low temperature.

## DF9103-M

***SPECIALTY ALU FLAP DISC CLASSIC***

| Art. | Dimensions | Grit | rpm max | Pack |
|---|---|---|---|---|
| DF9103.512 | 115 x 22 mm | 40 | 13300 | 10 |
| DF9103.514 | 115 x 22 mm | 60 | 13300 | 10 |
| DF9103.515 | 115 x 22 mm | 80 | 13300 | 10 |
| DF9103.517 | 115 x 22 mm | 120 | 13300 | 10 |
| DF9103.522 | 125 x 22 mm | 40 | 12250 | 10 |
| DF9103.524 | 125 x 22 mm | 60 | 12250 | 10 |
| DF9103.525 | 125 x 22 mm | 80 | 12250 | 10 |
| DF9103.527 | 125 x 22 mm | 120 | 12250 | 10 |

## DF9153-M

***SPECIALTY ALU FLAP DISC CLASSIC***

| Art. | Dimensions | Grit | rpm max | Pack |
|---|---|---|---|---|
| DF9153.512 | 115 x 22 mm | 40 | 13300 | 10 |
| DF9153.514 | 115 x 22 mm | 60 | 13300 | 10 |
| DF9153.515 | 115 x 22 mm | 80 | 13300 | 10 |
| DF9153.517 | 115 x 22 mm | 120 | 13300 | 10 |
| DF9153.522 | 125 x 22 mm | 40 | 12250 | 10 |
| DF9153.524 | 125 x 22 mm | 60 | 12250 | 10 |
| DF9153.525 | 125 x 22 mm | 80 | 12250 | 10 |
| DF9153.527 | 125 x 22 mm | 120 | 12250 | 10 |

# SPECIALTY CURVED

## For welding seams, especially for fillet welds.

The V-shaped fins allow for point-facing work, reaching corners and grooves.
Can be used with various types of steel and aluminum.

### DN9109-Z

NEW

*CURVED DISC ZIRCONIUM*

Zr Zirconium | Nylon | T27 | Single | EN 13743 | Roughing | Steel | Stainless steel | Cast Iron | Surface Prep. | Angle grinder

| Art. | Dimensions | Grit | rpm max | Pack |
|---|---|---|---|---|
| DN9109.112 | 115 x 22 mm | 40 | 10500 | 10 |
| DN9109.122 | 125 x 22 mm | 40 | 10500 | 10 |

# SPECIALTY SOFT

## Flap disc with angled blades, for precise work on shaped and angled surfaces.

Its vertical blade geometry allows for good heat dissipation, preventing clogging and debris from sticking. High elasticity and tensile strength. Good self-sharpening, high removal rate, and low noise.

### DF9108-Z

NEW

*SOFT DISC ZIRCONIUM*

Zr Zirconium | Glass fiber | T27 | Single | EN 13743 | Roughing | Steel | Stainless steel | Cast Iron | Surface Prep. | 0 - 15° | Angle grinder | Made In RIFLEX

| Art. | Dimensions | Grit | rpm max | Pack |
|---|---|---|---|---|
| DF9108.112 | 115 X 22 mm | 40 | 13300 | 10 |
| DF9108.114 | 115 X 22 mm | 60 | 13300 | 10 |
| DF9108.115 | 115 X 22 mm | 80 | 13300 | 10 |
| DF9108.117 | 115 X 22 mm | 120 | 13300 | 10 |
| DF9108.122 | 125 X 22 mm | 40 | 13300 | 10 |
| DF9108.124 | 125 X 22 mm | 60 | 13300 | 10 |
| DF9108.125 | 125 X 22 mm | 80 | 13300 | 10 |
| DF9108.127 | 125 X 22 mm | 120 | 13300 | 10 |

## MFDXZ

### *MINI FLAP DISC*

Fast lock. Long life, deburring and blending small areas, grinding edges.

Zr · Zirconium · Nylon · TR male · Roughing · Steel · Cast Iron · Surface Prep. · 0 - 15° · Axial grinder

| Art. | Diameter ø | Grit | rpm max | Pack |
|---|---|---|---|---|
| MFD050/040Z | 50 mm | 40 | 25000 | 10 |
| MFD050/060Z | 50 mm | 60 | 25000 | 10 |
| MFD050/080Z | 50 mm | 80 | 25000 | 10 |
| MFD050/120Z | 50 mm | 120 | 25000 | 10 |
| MFD075/040Z | 75 mm | 40 | 20000 | 10 |
| MFD075/060Z | 75 mm | 60 | 20000 | 10 |
| MFD075/080Z | 75 mm | 80 | 20000 | 10 |
| MFD075/120Z | 75 mm | 120 | 20000 | 10 |

## MFDXZC

### *CERAMIC MINI FLAP DISC*

Fast lock. Ceramic abrasive is hard and self sharpening, with faster stock removal and much longer life compared to zirconium. Ideal to work on edges or with heavy pressure.

Cer · Ceramic · Nylon · TR male · Roughing · Steel · Stainless steel · Cast Iron · Surface Prep. · 0 - 15° · Axial grinder

| Art. | Diameter ø | Grit | rpm max | Pack |
|---|---|---|---|---|
| MFD050/040ZC | 50 mm | 40 | 25000 | 10 |
| MFD050/060ZC | 50 mm | 60 | 25000 | 10 |
| MFD050/080ZC | 50 mm | 80 | 25000 | 10 |

## MCDXZ

### *MINI CUP FLAP DISC*

Fast lock. Suited for contoured surfaces. more flexible and conformable compared to mini discs.



Zr · Zirconium · Nylon · TR male · Roughing · Steel · Cast Iron · Surface Prep. · 0 - 15° · Axial grinder

| Art. | Diameter ø | Grit | rpm max | Pack |
|---|---|---|---|---|
| MCD050/040Z | 50 mm | 40 | 25000 | 10 |
| MCD050/060Z | 50 mm | 60 | 25000 | 10 |
| MCD050/080Z | 50 mm | 80 | 25000 | 10 |
| MCD050/120Z | 50 mm | 120 | 25000 | 10 |

## SGFX

### *RUBBER HOLDER*

Monobloc, suitable for all types of fast locks.

Axial grinder

| Art. | Diameter ø | Stem | rpm max |
|---|---|---|---|
| SGF050/06 | 50 mm | 6 mm | 30000 |
| SGF075/06 | 75 mm | 6 mm | 28000 |

## SFFX

### *RUBBER HOLDER*

In two parts both with M14 connection and pin, suitable for all types of fast-locks.

M14 · Axial grinder

| Art. | Diameter ø | Thread | Stem | rpm max |
|---|---|---|---|---|
| SFF050/M14 | 50 mm | M14 | 6 mm | 30000 |
| SFF075/M14 | 75 mm | M14 | 6 mm | 28000 |

## RMTX

### *MICRO FLAP WHEELS*

## ADR3/6

### *ADAPTER FROM SHAFT 3MM TO 6MM*

AlOx Corundum · Roughing · Steel · Aluminum · Wood · Cast Iron · Surface Prep. · Axial grinder

| Art. | Diameter ø | H | Stem | Grit | rpm max | Pack |
|---|---|---|---|---|---|---|
| RMT1010/060 | 10 mm | 10 mm | 3 mm | 60 | 26000 | 25 |
| RMT1010/080 | 10 mm | 10 mm | 3 mm | 80 | 26000 | 25 |
| RMT1010/120 | 10 mm | 10 mm | 3 mm | 120 | 26000 | 25 |
| RMT1515/060 | 15 mm | 15 mm | 3 mm | 60 | 26000 | 25 |
| RMT1515/080 | 15 mm | 15 mm | 3 mm | 80 | 26000 | 25 |
| RMT1515/120 | 15 mm | 15 mm | 3 mm | 120 | 26000 | 25 |

## RGMX

### *MIXED NONWOVEN AND CLOTH WHEELS WITH SHAFT*

Made of nonwoven flaps interspersed with abrasive cloth flaps arranged radially.

AlOx Corundum · Steel · Stainless steel · Aluminum · Wood · Cast Iron · Surface Prep. · Axial grinder

| Art. | Dimensions | Stem | Cloth | Grit | Pack |
|---|---|---|---|---|---|
| RGM030/20M | 30 x 20 mm | 6 mm | A/O-M | 60 | 10 |
| RGM030/20F | 30 x 20 mm | 6 mm | A/O-F | 100 | 10 |
| RGM030/20VF | 30 x 20 mm | 6 mm | A/O-VF | 150 | 10 |
| RGM040/20M | 40 x 20 mm | 6 mm | A/O-M | 60 | 10 |
| RGM040/20F | 40 x 20 mm | 6 mm | A/O-F | 100 | 10 |
| RGM040/20VF | 40 x 20 mm | 6 mm | A/O-VF | 150 | 10 |
| RGM050/30M | 50 x 30 mm | 6 mm | A/O-M | 60 | 10 |
| RGM050/30F | 50 x 30 mm | 6 mm | A/O-F | 100 | 10 |
| RGM050/30VF | 50 x 30 mm | 6 mm | A/O-VF | 150 | 10 |
| RGM060/30M | 60 x 30 mm | 6 mm | A/O-M | 60 | 10 |
| RGM060/30F | 60 x 30 mm | 6 mm | A/O-F | 100 | 10 |
| RGM060/30VF | 60 x 30 mm | 6 mm | A/O-VF | 150 | 10 |
| RGM080/50M | 80 x 50 mm | 6 mm | A/O-M | 60 | 10 |
| RGM080/50F | 80 x 50 mm | 6 mm | A/O-F | 100 | 10 |
| RGM080/50VF | 80 x 50 mm | 6 mm | A/O-VF | 150 | 10 |

## RGTX

### *ALUMINIUM OXIDE SHAFT-MOUNTED CLOTH WHEELS*

AlOx Corundum · Roughing · Steel · Aluminum · Wood · Cast Iron · Surface Prep. · Axial grinder

| Art. | Dimensions | Stem | Grit | rpm max | Pack |
|---|---|---|---|---|---|
| RGT2010/40 | 20 x 10 mm | 6 mm | 40 | 26000 | 10 |
| RGT2010/60 | 20 x 10 mm | 6 mm | 60 | 26000 | 10 |
| RGT2010/80 | 20 x 10 mm | 6 mm | 80 | 26000 | 10 |
| RGT2010/120 | 20 x 10 mm | 6 mm | 120 | 26000 | 10 |
| RGT2015/40 | 20 x 15 mm | 6 mm | 40 | 25000 | 10 |
| RGT2015/60 | 20 x 15 mm | 6 mm | 60 | 25000 | 10 |
| RGT2015/80 | 20 x 15 mm | 6 mm | 80 | 25000 | 10 |
| RGT2015/120 | 20 x 15 mm | 6 mm | 120 | 25000 | 10 |
| RGT2515/60 | 25 x 15 mm | 6 mm | 60 | 25000 | 10 |
| RGT2515/80 | 25 x 15 mm | 6 mm | 80 | 25000 | 10 |
| RGT2515/120 | 25 x 15 mm | 6 mm | 120 | 25000 | 10 |
| RGT2525/40 | 25 x 25 mm | 6 mm | 40 | 25000 | 10 |
| RGT2525/60 | 25 x 25 mm | 6 mm | 60 | 25000 | 10 |
| RGT2525/80 | 25 x 25 mm | 6 mm | 80 | 25000 | 10 |
| RGT2525/120 | 25 x 25 mm | 6 mm | 120 | 25000 | 10 |
| RGT3010/40 | 30 x 10 mm | 6 mm | 40 | 25500 | 10 |
| RGT3010/60 | 30 x 10 mm | 6 mm | 60 | 25500 | 10 |
| RGT3010/80 | 30 x 10 mm | 6 mm | 80 | 25500 | 10 |
| RGT3010/120 | 30 x 10 mm | 6 mm | 120 | 25500 | 10 |
| RGT3015/40 | 30 x 15 mm | 6 mm | 40 | 25500 | 10 |
| RGT3015/60 | 30 x 15 mm | 6 mm | 60 | 25500 | 10 |
| RGT3015/80 | 30 x 15 mm | 6 mm | 80 | 25500 | 10 |
| RGT3015/120 | 30 x 15 mm | 6 mm | 120 | 22900 | 10 |
| RGT3020/40 | 30 x 20 mm | 6 mm | 40 | 22900 | 10 |
| RGT3020/60 | 30 x 20 mm | 6 mm | 60 | 22900 | 10 |
| RGT3020/80 | 30 x 20 mm | 6 mm | 80 | 22900 | 10 |
| RGT3020/120 | 30 x 20 mm | 6 mm | 120 | 25500 | 10 |
| RGT4015/40 | 40 x 15 mm | 6 mm | 40 | 19100 | 10 |
| RGT4015/60 | 40 x 15 mm | 6 mm | 60 | 19100 | 10 |
| RGT4015/80 | 40 x 15 mm | 6 mm | 80 | 19100 | 10 |
| RGT4015/120 | 40 x 15 mm | 6 mm | 120 | 19100 | 10 |
| RGT4020/40 | 40 x 20 mm | 6 mm | 40 | 19100 | 10 |
| RGT4020/60 | 40 x 20 mm | 6 mm | 60 | 19100 | 10 |
| RGT4020/80 | 40 x 20 mm | 6 mm | 80 | 19100 | 10 |
| RGT4020/120 | 40 x 20 mm | 6 mm | 120 | 19100 | 10 |
| RGT4030/40 | 40 x 30 mm | 6 mm | 40 | 17100 | 10 |
| RGT4030/60 | 40 x 30 mm | 6 mm | 60 | 17100 | 10 |
| RGT4030/80 | 40 x 30 mm | 6 mm | 80 | 17100 | 10 |
| RGT4030/120 | 40 x 30 mm | 6 mm | 120 | 17100 | 10 |
| RGT5020/40 | 50 x 20 mm | 6 mm | 40 | 15300 | 10 |
| RGT5020/60 | 50 x 20 mm | 6 mm | 60 | 15300 | 10 |
| RGT5020/80 | 50 x 20 mm | 6 mm | 80 | 15300 | 10 |
| RGT5020/120 | 50 x 20 mm | 6 mm | 120 | 15300 | 10 |
| RGT5030/40 | 50 x 30 mm | 6 mm | 40 | 15300 | 10 |
| RGT5030/60 | 50 x 30 mm | 6 mm | 60 | 15300 | 10 |
| RGT5030/80 | 50 x 30 mm | 6 mm | 80 | 15300 | 10 |
| RGT5030/120 | 50 x 30 mm | 6 mm | 120 | 15300 | 10 |
| RGT6020/40 | 60 x 20 mm | 6 mm | 40 | 12700 | 10 |
| RGT6020/60 | 60 x 20 mm | 6 mm | 60 | 12700 | 10 |
| RGT6020/80 | 60 x 20 mm | 6 mm | 80 | 12700 | 10 |
| RGT6020/120 | 60 x 20 mm | 6 mm | 120 | 12700 | 10 |
| RGT6030/40 | 60 x 30 mm | 6 mm | 40 | 12700 | 10 |
| RGT6030/60 | 60 x 30 mm | 6 mm | 60 | 12700 | 10 |
| RGT6030/80 | 60 x 30 mm | 6 mm | 80 | 12700 | 10 |
| RGT6030/120 | 60 x 30 mm | 6 mm | 120 | 12700 | 10 |

## RFTX

### *ALUMINIUM OXIDE CLOTH WHEELS WITH HOLE*

The wheel can be configured on the profile of the workpiece. Lubricating the wheel with oil or fat, it improves the degree of finish, the duration of the wheel and is held action dustproof.

AlOx Corundum | Roughing | Steel | Aluminum | Wood | Cast Iron | Surface Prep. | Fixed grinder

| Art. | Dimensions | Grit | rpm max |
|---|---|---|---|
| RFT165/25040 | 165 x 25 x 54 mm | 40 | 5200 |
| RFT165/25060 | 165 x 25 x 25 mm | 60 | 5200 |
| RFT165/25080 | 165 x 25 x 25 mm | 80 | 5200 |
| RFT165/25120 | 165 x 25 x 54 mm | 120 | 5200 |
| RFT165/25220 | 165 x 25 x 54 mm | 220 | 5200 |
| RFT165/30040 | 165 x 30 x 54 mm | 40 | 5200 |
| RFT165/30060 | 165 x 30 x 54 mm | 60 | 5200 |
| RFT165/30080 | 165 x 30 x 54 mm | 80 | 5200 |
| RFT165/30120 | 165 x 30 x 54 mm | 120 | 5200 |
| RFT165/30220 | 165 x 30 x 54 mm | 220 | 5200 |
| RFT165/50040 | 165 x 50 x 45 mm | 40 | 5200 |
| RFT165/50060 | 165 x 50 x 45 mm | 60 | 5200 |
| RFT165/50080 | 165 x 50 x 25 mm | 80 | 5200 |
| RFT165/50120 | 165 x 50 x 45 mm | 120 | 5200 |
| RFT165/50220 | 165 x 50 x 54 mm | 220 | 5200 |
| RFT165/50040A | 165 x 50 x 25 mm | 40 | 5200 |
| RFT165/50060A | 165 x 50 x 25 mm | 60 | 5200 |
| RFT165/50080A | 165 x 50 x 25 mm | 80 | 5200 |
| RFT165/50120A | 165 x 50 x 25 mm | 120 | 5200 |
| RFT165/50220A | 165 x 50 x 25 mm | 220 | 5200 |
| RFT200/50040 | 200 x 50 x 54 mm | 40 | 3800 |
| RFT200/50060 | 200 x 50 x 54 mm | 60 | 3800 |
| RFT200/50080 | 200 x 50 x 54 mm | 80 | 3800 |
| RFT200/50120 | 200 x 50 x 54 mm | 120 | 3800 |
| RFT250/50040 | 250 x 50 x 100 mm | 40 | 3400 |
| RFT250/50060 | 250 x 50 x 100 mm | 60 | 3400 |
| RFT250/50080 | 250 x 50 x 100 mm | 80 | 3400 |
| RFT250/50120 | 250 x 50 x 100 mm | 120 | 3400 |

## FRFX

### *PAIR OF FLANGES*

| Art. | Size | Hole |
|---|---|---|
| FRF54/20 | 54 mm | 20 mm |
| FRF54/25 | 54 mm | 25 mm |

## RGPX

### *NONWOVEN WHEELS WITH SHAFT*

Flaps arranged radially.

AlOx Corundum | Finishing | Steel | Stainless steel | Aluminum | Wood | Cast Iron | Axial grinder

| Art. | Dimensions | Stem | Grit | Pack |
|---|---|---|---|---|
| RGP030/20C | 30 x 20 mm | 6 mm | COARSE | 10 |
| RGP030/20M | 30 x 20 mm | 6 mm | MEDIUM | 10 |
| RGP030/20F | 30 x 20 mm | 6 mm | FINE | 10 |
| RGP030/20VF | 30 x 20 mm | 6 mm | VERY FINE | 10 |
| RGP040/20C | 40 x 20 mm | 6 mm | COARSE | 10 |
| RGP040/20M | 40 x 20 mm | 6 mm | MEDIUM | 10 |
| RGP040/20F | 40 x 20 mm | 6 mm | FINE | 10 |
| RGP040/20VF | 40 x 20 mm | 6 mm | VERY FINE | 10 |
| RGP050/30C | 50 x 30 mm | 6 mm | COARSE | 10 |
| RGP050/30M | 50 x 30 mm | 6 mm | MEDIUM | 10 |
| RGP050/30F | 50 x 30 mm | 6 mm | FINE | 10 |
| RGP050/30VF | 50 x 30 mm | 6 mm | VERY FINE | 10 |
| RGP060/30C | 60 x 30 mm | 6 mm | COARSE | 10 |
| RGP060/30M | 60 x 30 mm | 6 mm | MEDIUM | 10 |
| RGP060/30F | 60 x 30 mm | 6 mm | FINE | 10 |
| RGP060/30VF | 60 x 30 mm | 6 mm | VERY FINE | 10 |
| RGP080/50C | 80 x 50 mm | 6 mm | COARSE | 10 |
| RGP080/50M | 80 x 50 mm | 6 mm | MEDIUM | 10 |
| RGP080/50F | 80 x 50 mm | 6 mm | FINE | 10 |
| RGP080/50VF | 80 x 50 mm | 6 mm | VERY FINE | 10 |

## RLFX

### *THREADED BORE FLAP WHEEL*

Suited for angle grinders with M14 thread. Remove light weld seams on round and irregular metal surfaces.

AlOx Corundum | M14 | Roughing | Steel | Aluminum | Wood | Cast Iron | Surface Prep. | Angle grinder

| Art. | Size | Thread | Grit | rpm max |
|---|---|---|---|---|
| RLF115/040 | Ø 115 x 20 mm | M14 | 40 | 9000 |
| RLF115/060 | Ø 115 x 20 mm | M14 | 60 | 9000 |
| RLF115/080 | Ø 115 x 20 mm | M14 | 80 | 9000 |
| RLF115/120 | Ø 115 x 20 mm | M14 | 120 | 9000 |
| RLF125/040 | Ø 115 x 20 mm | M14 | 40 | 9000 |
| RLF125/060 | Ø 125 X 20 mm | M14 | 60 | 9000 |
| RLF125/080 | Ø 125 X 20 mm | M14 | 80 | 9000 |
| RLF125/120 | Ø 125 X 20 mm | M14 | 120 | 9000 |

## RFPX

### *NONWOVEN WHEELS WITH BORE*

Made of nonwoven, flaps radially arranged.

AlOx Corundum · Finishing · Steel · Stainless steel · Aluminum · Wood · Cast Iron · Fixed grinder

| Art. | Dimensions | Grit | Internal diameter |
|---|---|---|---|
| RFP165/50M | 165 x 50 mm | Medium | 65 mm |
| RFP165/50F | 165 x 50 mm | Fine | 65 mm |
| RFP165/50VF | 165 x 50 mm | Very Fine | 65 mm |
| RFP200/50M | 200 x 50 mm | Medium | 105 mm |
| RFP200/50F | 200 x 50 mm | Fine | 105 mm |
| RFP200/50VF | 200 x 50 mm | Very Fine | 105 mm |

## RLTX

### *ABRASIVE CLOTH WHEELS*

AlOx Corundum · Roughing · Steel · Aluminum · Wood · Cast Iron · Surface Prep. · Satin machine

| Art. | Dimensions | Grit | Hole diameter |
|---|---|---|---|
| RLT050/040 | 100 x 50 mm | 40 | 19 mm |
| RLT050/060 | 100 x 50 mm | 60 | 19 mm |
| RLT050/080 | 100 x 50 mm | 80 | 19 mm |
| RLT050/120 | 100 x 50 mm | 120 | 19 mm |
| RLT100/040 | 100 x 100 mm | 40 | 19 mm |
| RLT100/060 | 100 x 100 mm | 60 | 19 mm |
| RLT100/080 | 100 x 100 mm | 80 | 19 mm |
| RLT100/120 | 100 x 100 mm | 120 | 19 mm |

## RLMX

### *MIXED NONWOVEN WHEELS*

AlOx Corundum · Steel · Stainless steel · Aluminum · Wood · Cast Iron · Surface Prep. · Satin machine

| Art. | Dimensions | Cloth | Grit | Hole diameter |
|---|---|---|---|---|
| RLM100/060C | 100 x 100 mm | A/C | 60 | 19 mm |
| RLM100/080M | 100 x 100 mm | A/M | 80 | 19 mm |
| RLM100/150F | 100 x 100 mm | A/F | 150 | 19 mm |

## RLPX

### *NONWOVEN WHEELS*

Diversified color according to the grit.

AlOx Corundum · Finishing · Steel · Stainless steel · Aluminum · Wood · Cast Iron · Satin machine

| Art. | Dimensions | Grit | Hole diameter |
|---|---|---|---|
| RLP100/C | 100 x 100 mm | A/O-C | 19 mm |
| RLP100/M | 100 x 100 mm | A/O-M | 19 mm |
| RLP100/F | 100 x 100 mm | A/O-F | 19 mm |
| RLP100/VF | 100 x 100 mm | A/O-VF | 19 mm |

## NAS100X-Z

### *ZIRCONIUM CLOTH BELTS*

Zr Zirconium · Steel · Cast Iron · Surface Prep. · Satin machine

| Art. | Dimensions | Grit |
|---|---|---|
| NAS100/040Z | 90 x 100 mm | 40 |
| NAS100/060Z | 90 x 100 mm | 60 |
| NAS100/080Z | 90 x 100 mm | 80 |
| NAS100/120Z | 90 x 100 mm | 120 |

## NAS100X-C

### *CERAMIC BELTS*

Cer Ceramic · Steel · Stainless steel · Cast Iron · Surface Prep. · Satin machine

| Art. | Dimensions | Grit |
|---|---|---|
| NAS100/040C | 90 x 100 mm | 40 |
| NAS100/060C | 90 x 100 mm | 60 |
| NAS100/080C | 90 x 100 mm | 80 |
| NAS100/120C | 90 x 100 mm | 120 |

## NAT100X

### *TRIZACT BELTS*

Trizact™ Steel Stainless steel

Aluminum Cast Iron Surface Prep. Satin machine

| Art. | Dimensions | Grit |
|---|---|---|
| NAT100/A006 | 90 x 100 mm | A6 |
| NAT100/A016 | 90 x 100 mm | A16 |
| NAT100/A030 | 90 x 100 mm | A30 |
| NAT100/A045 | 90 x 100 mm | A45 |
| NAT100/A065 | 90 x 100 mm | A65 |
| NAT100/A100 | 90 x 100 mm | A100 |
| NAT100/A160 | 90 x 100 mm | A160 |

## SCSX

### *SURFACE CONDITIONING BELTS*

Surface Cond. Steel Stainless steel

Cast Iron Uniform Satin machine

| Art. | Dimensions | Grit |
|---|---|---|
| SCS100/C | 90 x 100 mm | Coarse |
| SCS100/M | 90 x 100 mm | Medium |
| SCS100/VF | 90 x 100 mm | Very fine |

## RPW090

### *RUBBER PNEUMATIC WHEEL*

Satin machine

| | |
|---|---|
| Dimensions | 90 x 90 mm |
| Hole | 19,1 mm |
| rpm max | 6000 |

## ERW100

### *CENTRIFUGAL EXPANDING WHEEL*

Satin machine

| | |
|---|---|
| Dimensions | 90 x 100 mm |
| Hole | 19,1 mm |
| rpm max | 6000 |

## SWS100

### *BRASS STEEL WIRE WHEELS*

For deburring, stripping, removing rust and calamine and rusticating wood.

Steel Steel Aluminum Wood

Cast Iron Deburring Surface Prep. Satin machine

| | |
|---|---|
| Dimensions | 100 x 100 mm |
| Hole | 19,1 mm |
| Wire | 0,3 mm |
| rpm max | 6800 |

## SWS100/M

### *BRASS STEEL WIRE WHEELS*

Suitable for Makita machines, for deburring, stripping, removing rust and calamine and rusticating wood.

Steel Steel Aluminum Wood

Cast Iron Deburring Surface Prep. Satin machine

| | |
|---|---|
| Dimensions | 100 x 100 mm |
| Hole | 13 mm |
| Wire | 0,3 mm |
| rpm max | 6800 |

## NWS100

### *ABRASIVE NYLON WIRE WHEELS*

Abrasive nylon | Steel | Stainless steel | Aluminum | Wood | Cast Iron | Surface Prep. | Satin machine

| | |
|---|---|
| **Dimensions** | 100 x 100 mm |
| **Hole** | 19,1 mm |
| **Grit** | 80 |
| **rpm max** | 6800 |

## NWS100/M

### *ABRASIVE NYLON WIRE WHEELS*

Suitable for Makita machines, for cleaning metals and rusticating wood.

Abrasive nylon | Steel | Stainless steel | Aluminum | Wood | Cast Iron | Surface Prep. | Satin machine

| | |
|---|---|
| **Dimensions** | 100 x 100 mm |
| **Hole** | 13 mm |
| **Grit** | 80 |
| **rpm max** | 6800 |

## SCW100

NEW

### *WHEELS IN CLEAN STRIP*

Abrasive nylon | Steel | Stainless steel | Cast Iron | Surface Prep. | Uniform | Satin machine

| | |
|---|---|
| **Dimensions** | 100 x 100 mm |
| **Hole** | 13 mm |
| **rpm max** | 3700 |

## FDCX

### *VIPER SEMI FLEXIBLE FIBER DISC*

Innovative semi flexible depressed center fiberdisc with built-in backing pad for a more precise, faster and comfortable grinding of welding seams, sharp edges, flat and curved surfaces.

Cer — Ceramic | Glass fiber | T29 | EN 12413 | Roughing | Steel | Stainless steel | Cast Iron | Deburring | 10 - 15° | Angle grinder | made in italy

| Art. | Dimensions | Hardness | rpm max | Pack |
|---|---|---|---|---|
| FDC115/036 | 115 x 22,23 mm | SG 36 | 13300 | 25 |
| FDC115/060 | 115 x 22,23 mm | SG 60 | 13300 | 25 |
| FDC115/120 | 115 x 22,23 mm | SG 120 | 13300 | 25 |
| FDC125/036 | 125 x 22,23 mm | SG 36 | 12250 | 25 |

## DFVX-XZ

### *VELCRO VULCANISED FIBRE DISCS*

Fiber discs are constituted by a vulcanised cellulose fiber support of 0,8 mm. thickness. Various types of abrasive are deposited on it. These are fastened with a double layer of thermosetting resin added with active fillers which give the products cooling and anti-clogging properties. Applied to a backing pad as support, the discs are used on portable sander.

Zr — Zirconium | EN 13743 | Roughing | Steel | Stainless steel | Cast Iron | Deburring | 0 - 15° | Angle grinder

| Art. | Dimensions | Grit | rpm max | Pack |
|---|---|---|---|---|
| DFV115/036Z | 115 x 22 mm | 36 | 13300 | 25 |
| DFV115/040Z | 115 x 22 mm | 40 | 13300 | 25 |
| DFV115/060Z | 115 x 22 mm | 60 | 13300 | 25 |
| DFV115/080Z | 115 x 22 mm | 80 | 13300 | 25 |
| DFV115/120Z | 115 x 22 mm | 120 | 13300 | 25 |
| DFV180/036Z | 180 x 22 mm | 36 | 8600 | 25 |
| DFV180/040Z | 180 x 22 mm | 40 | 8600 | 25 |
| DFV180/060Z | 180 x 22 mm | 60 | 8600 | 25 |
| DFV180/080Z | 180 x 22 mm | 80 | 8600 | 25 |
| DFV180/120Z | 180 x 22 mm | 120 | 8600 | 25 |

## DFVX-XA

### *ADHESIVE VULCANISED FIBRE DISCS*

Fiber discs are constituted by a vulcanised cellulose fiber support of 0,8 mm thickness. Various types of abrasive are deposited on it. These are fastened with a double layer of thermosetting resin added with active fillers which give the products cooling and anti-clogging properties. Applied to a backing pad as support, the discs are used on portable sander.

AlOx — Corundum | EN 13743 | Roughing | Steel | Aluminum | Wood | Deburring | 0 - 15° | Angle grinder

| Art. | Dimensions | Grit | rpm max | Pack |
|---|---|---|---|---|
| DFV115/024A | 115 x 22 mm | 24 | 13300 | 25 |
| DFV115/036A | 115 x 22 mm | 36 | 13300 | 25 |
| DFV115/060A | 115 x 22 mm | 60 | 13300 | 25 |
| DFV115/080A | 115 x 22 mm | 80 | 13300 | 25 |
| DFV115/120A | 115 x 22 mm | 120 | 13300 | 25 |
| DFV180/024A | 180 x 22 mm | 24 | 8600 | 25 |
| DFV180/036A | 180 x 22 mm | 36 | 8600 | 25 |
| DFV180/060A | 180 x 22 mm | 60 | 8600 | 25 |
| DFV180/080A | 180 x 22 mm | 80 | 8600 | 25 |

## PFBX

### *BACKING PADS*

Standard backing pad for fibre discs, professional, hard.

M14 | Angle grinder

| Art. | Diameter ø | Thread | rpm max |
|---|---|---|---|
| PFB115 | 115 mm | M14 | 13300 |
| PFB180 | 180 mm | M14 | 8500 |

## PFSX

### *BACKING PADS*

For fiber discs. With cooling rips for rough and cooling grinding, very hard.

M14 | Angle grinder

| Art. | Diameter ø | Thread | rpm max |
|---|---|---|---|
| PFS115 | 115 mm | M14 | 13300 |
| PFS180 | 180 mm | M14 | 8500 |

## MDAXZT

### *FAST LOCK ZIRCONIUM TOP SIZE*

Fast lock. Long life, deburring and blending small areas, grinding edges.

Zr Zirconium | Nylon | TR male | Roughing | Steel

Stainless steel | Cast Iron | Deburring | 0 - 15° | Axial grinder

| Art. | Diameter ø | Grit | rpm max | Pack |
|---|---|---|---|---|
| MDA050/036ZT | 50 mm | 36 | 25000 | 25 |
| MDA050/060ZT | 50 mm | 60 | 25000 | 25 |
| MDA050/080ZT | 50 mm | 80 | 25000 | 25 |
| MDA050/120ZT | 50 mm | 120 | 25000 | 25 |
| MDA075/036ZT | 75 mm | 36 | 20000 | 25 |
| MDA075/060ZT | 75 mm | 60 | 20000 | 25 |
| MDA075/080ZT | 75 mm | 80 | 20000 | 25 |
| MDA075/120ZT | 75 mm | 120 | 20000 | 25 |

## D17X

### *ADHESIVE ABRASIVE DISCS*

AlOx Corundum | Steel | Aluminum

Wood | Surface Prep. | Fixed Sander

| Art. | Sizes | Grit | Pack |
|---|---|---|---|
| D174 | 150 mm | 60 | 10 |
| D175 | 150 mm | 100 | 10 |
| D178/060 | 200 mm | 60 | 10 |
| D178/100 | 200 mm | 100 | 10 |
| D176 | 226 mm | 60 | 10 |
| D177 | 226 mm | 100 | 10 |

## VDAX

### *VELCRO DISCS*

Corundum resin coated on heavy paper (weight F), closed coat.



AlOx Corundum · Steel · Aluminum · Wood · Leather · Surface Prep. · Orbital sander

| Art. | Diameter ø | Holes | Grit | Pack |
|---|---|---|---|---|
| VDA115/040 | 115 mm | - | 40 | 50 |
| VDA115/060 | 115 mm | - | 60 | 100 |
| VDA115/080 | 115 mm | - | 80 | 100 |
| VDA115/100 | 115 mm | - | 100 | 100 |
| VDA115/120 | 115 mm | - | 120 | 100 |
| VDA115/180 | 115 mm | - | 180 | 100 |
| VDA115/220 | 115 mm | - | 220 | 100 |
| VDA125/40F8 | 125 mm | 8 | 40 | 50 |
| VDA125/60F8 | 125 mm | 8 | 60 | 100 |
| VDA125/80F8 | 125 mm | 8 | 80 | 100 |
| VDA125/100F8 | 125 mm | 8 | 100 | 100 |
| VDA125/120F8 | 125 mm | 8 | 120 | 100 |
| VDA125/180F8 | 125 mm | 8 | 180 | 100 |
| VDA125/220F8 | 125 mm | 8 | 220 | 100 |
| VDA150/040 | 150 mm | - | 40 | 50 |
| VDA150/060 | 150 mm | - | 60 | 100 |
| VDA150/080 | 150 mm | - | 80 | 100 |
| VDA150/100 | 150 mm | - | 100 | 100 |
| VDA150/120 | 150 mm | - | 120 | 100 |
| VDA150/180 | 150 mm | - | 180 | 100 |
| VDA150/220 | 150 mm | - | 220 | 100 |
| VDA150/040F6 | 150 mm | 6 | 40 | 50 |
| VDA150/060F6 | 150 mm | 6 | 60 | 100 |
| VDA150/080F6 | 150 mm | 6 | 80 | 100 |
| VDA150/100F6 | 150 mm | 6 | 100 | 100 |
| VDA150/120F6 | 150 mm | 6 | 120 | 100 |
| VDA150/180F6 | 150 mm | 6 | 180 | 100 |
| VDA150/220F6 | 150 mm | 6 | 220 | 100 |
| VDA150/040F8 | 150 mm | 8 | 40 | 10 |
| VDA150/060F8 | 150 mm | 8 | 60 | 10 |
| VDA150/080F8 | 150 mm | 8 | 80 | 10 |
| VDA150/100F8 | 150 mm | 8 | 100 | 10 |
| VDA150/120F8 | 150 mm | 8 | 120 | 10 |
| VDA150/180F8 | 150 mm | 8 | 180 | 10 |
| VDA150/220F8 | 150 mm | 8 | 220 | 10 |

## VDGX

### *VELCRO DISCS "GOLD"*

Double resin corundum stearate on light paper (weight C), semi-open coating. The addition of zinc stearate prevents clogging.



AlOx Corundum · Aluminum · Wood · Paints · Plaster · Composites · Surface Prep. · Dry · Orbital sander

| Art. | Diameter | Grit | Holes | Pack |
|---|---|---|---|---|
| VDG150/060 | Ø 150 mm | 60 | - | 100 |
| VDG150/080 | Ø 150 mm | 80 | - | 100 |
| VDG150/120 | Ø 150 mm | 120 | - | 100 |
| VDG150/150 | Ø 150 mm | 150 | - | 100 |
| VDG150/180 | Ø 150 mm | 180 | - | 100 |
| VDG150/220 | Ø 150 mm | 220 | - | 100 |
| VDG150/320 | Ø 150 mm | 320 | - | 100 |
| VDG150/400 | Ø 150 mm | 400 | - | 100 |
| VDG150/600 | Ø 150 mm | 600 | - | 100 |
| VDG150/800 | Ø 150 mm | 800 | - | 100 |
| VDG150/060F6 | Ø 150 mm | 60 | 6 | 100 |
| VDG150/080F6 | Ø 150 mm | 80 | 6 | 100 |
| VDG150/120F6 | Ø 150 mm | 120 | 6 | 100 |
| VDG150/150F6 | Ø 150 mm | 150 | 6 | 100 |
| VDG150/180F6 | Ø 150 mm | 180 | 6 | 100 |
| VDG150/220F6 | Ø 150 mm | 220 | 6 | 100 |
| VDG150/320F6 | Ø 150 mm | 320 | 6 | 100 |
| VDG150/400F6 | Ø 150 mm | 400 | 6 | 100 |
| VDG150/600F6 | Ø 150 mm | 600 | 6 | 100 |
| VDG150/800F6 | Ø 150 mm | 800 | 6 | 100 |
| VDG150/060F8 | Ø 150 mm | 60 | 8 | 100 |
| VDG150/080F8 | Ø 150 mm | 80 | 8 | 100 |
| VDG150/120F8 | Ø 150 mm | 120 | 8 | 100 |
| VDG150/150F8 | Ø 150 mm | 150 | 8 | 100 |
| VDG150/180F8 | Ø 150 mm | 180 | 8 | 100 |
| VDG150/220F8 | Ø 150 mm | 220 | 8 | 100 |
| VDG150/320F8 | Ø 150 mm | 320 | 8 | 100 |
| VDG150/400F8 | Ø 150 mm | 400 | 8 | 100 |
| VDG150/600F8 | Ø 150 mm | 600 | 8 | 100 |
| VDG150/800F8 | Ø 150 mm | 800 | 8 | 100 |

## ZSAX

### *VELCRO DISCS*

Double resin corundum stearate on light paper (C weight), closed coat. The addition of zinc stearate prevents clogging.



AlOx Corundum · Aluminum · Wood · Paints · Plaster · Composites · Surface Prep. · Dry · Orbital sander

| Art. | Diameter ø | Holes | Grit | Pack |
|---|---|---|---|---|
| ZSA150/080 | 150 mm | - | 80 | 100 |
| ZSA150/120 | 150 mm | - | 120 | 100 |
| ZSA150/180 | 150 mm | - | 180 | 100 |
| ZSA150/240 | 150 mm | - | 240 | 100 |
| ZSA150/320 | 150 mm | - | 320 | 100 |
| ZSA150/400 | 150 mm | - | 400 | 100 |
| ZSA150/80F6 | 150 mm | 6 | 80 | 100 |
| ZSA150/120F6 | 150 mm | 6 | 120 | 100 |
| ZSA150/180F6 | 150 mm | 6 | 180 | 100 |
| ZSA150/240F6 | 150 mm | 6 | 240 | 100 |
| ZSA150/320F6 | 150 mm | 6 | 320 | 100 |
| ZSA150/400F6 | 150 mm | 6 | 400 | 100 |

## VDZX

### *VELCRO DISCS*

Zirconium resin on heavy paper (weight F), closed coating. Top quality, very aggressive and long lasting, the backing resists the higher stresses and speeds of paper discs.

Zr Zirconium · Steel · Stainless steel · Wood · Cast Iron · Leather · Surface Prep. · Dry · Orbital sander

| Art. | Diameter ø | Grit | Pack |
|---|---|---|---|
| VDZ115/040 | 115 mm | 40 | 50 |
| VDZ115/060 | 115 mm | 60 | 100 |
| VDZ115/080 | 115 mm | 80 | 100 |
| VDZ115/120 | 115 mm | 120 | 100 |
| VDZ125/040 | 125 mm | 40 | 100 |
| VDZ125/060 | 125 mm | 60 | 100 |
| VDZ125/080 | 125 mm | 80 | 100 |
| VDZ125/120 | 125 mm | 120 | 100 |
| VDZ150/040 | 150 mm | 40 | 50 |
| VDZ150/060 | 150 mm | 60 | 100 |
| VDZ150/080 | 150 mm | 80 | 100 |
| VDZ150/120 | 150 mm | 120 | 100 |
| VDZ150/040F8 | 150 mm | 40 | 10 |
| VDZ150/060F8 | 150 mm | 60 | 10 |
| VDZ150/080F8 | 150 mm | 80 | 10 |
| VDZ150/100F8 | 150 mm | 100 | 10 |
| VDZ150/120F8 | 150 mm | 120 | 10 |

## VDRX

### *VELCRO SANDING SCREEN*

Support made of mesh allows you to vacuum up to 90% of the dust generated by abrasion, resists heat making them usable even with angle grinders, usable dry and wet. Longer service life and healthier working environment thanks to the suction of residues.

Steel · Aluminum · Wood · Paints · Plaster · Composites · Surface Prep. · Water · Dry · Angle grinder · Orbital sander

| Art. | Diameter ø | Grit | Pack |
|---|---|---|---|
| VDR150/080 | 150 mm | 80 | 50 |
| VDR150/120 | 150 mm | 120 | 50 |
| VDR150/180 | 150 mm | 180 | 50 |
| VDR150/240 | 150 mm | 240 | 50 |
| VDR150/320 | 150 mm | 320 | 50 |
| VDR150/400 | 150 mm | 400 | 50 |
| VDR150/600 | 150 mm | 600 | 50 |

## PDBX

### *BACKING PADS WITHOUT FOAM*

For velcro discs.

M14 · Dry · Angle grinder · Orbital sander

| Art. | Diameter ø | Thread | rpm max |
|---|---|---|---|
| PDB115/M14 | 115 mm | M14 | 13300 |
| PDB125/M14 | 125 mm | M14 | 12200 |
| PDB150/M14 | 150 mm | M14 | 10000 |

## PDMX

### *BACKING PADS WITH FOAM*

Professional version, for velcro discs, to adapt better to the workpiece to be worked.

M14 · Dry · Angle grinder · Orbital sander

| Art. | Diameter ø | Thickness | Thread | rpm max |
|---|---|---|---|---|
| PDM115/12M14 | 115 mm | 12 mm | M14 | 13300 |
| PDM125/12M14 | 125 mm | 12 mm | M14 | 12200 |
| PDM150/12M14 | 150 mm | 12 mm | M14 | 10000 |

## PMEX

### *BACKING PADS WITH FOAM*

For velcro discs, to adapt better to the workpiece.

M14 · Dry · Angle grinder · Orbital sander

| Art. | Diameter ø | Thickness | Thread | rpm max |
|---|---|---|---|---|
| PME125/18M14 | 125 mm | 18 mm | M14 | 6800 |
| PME150/12M14 | 150 mm | 12 mm | M14 | 10000 |

## PDVX-M14

### *BACKING PAD WITH VENTILATION*

For velcro discs, the grooves improve heat dispersion, increasing the life of the abrasive and preventing overheating of the work piece.

M14 · Dry · Angle grinder · Orbital sander

| Art. | Diameter ø | Thread |
|---|---|---|
| PDV115/M14 | 115 mm | M14 |
| PDV125/M14 | 125 mm | M14 |
| PDV150/M14 | 150 mm | M14 |

## PPSX

### *POLYURETHANE BACKING PADS*

For velcro discs, soft version.

M14 · Dry · Angle grinder · Orbital sander

| Art. | Diameter ø | Thickness | Thread | rpm max |
|---|---|---|---|---|
| PPS125/27M14 | 125 mm | 27 mm | M14 | 8000 |
| PPS150/29M14 | 150 mm | 29 mm | M14 | 7000 |

## 0459

### *HOOK AND LOOP PAD*

With 6 holes and 5/16"–24tpi male thread.

Hangable

| | |
|---|---|
| Disc diameter | 150 mm – 6" |
| Max speed | 12000 rpm |

## PFLX

### *BACKING PADS FOR ORBITAL SANDERS*

Dry · Orbital sander

| Art. | Diameter ø | Thickness | Stem | Holes | rpm max |
|---|---|---|---|---|---|
| PFL125/10F8 | 125 mm | 10 mm | 5/16" mm | 8 | 12000 |
| PFL150/10 | 150 mm | 10 mm | 5/16" mm | - | 10000 |
| PFL150/10F6 | 150 mm | 10 mm | 5/16" mm | 6 | 10000 |

## TEV120

### *BLOCK FOR VELCRO DISCS*

Ergonomic shape, quick change of the abrasive sheet.

Dry · Manual use

| | |
|---|---|
| Size | 70 x 120 mm |

## TDV

### *BLOCK FOR VELCRO DISCS*

Allows you to use velcro discs by hand.

Dry · Manual use

| | |
|---|---|
| Size | 150 mm |

## RASX

### *ANTI WASTE ROLLS*

Extra flexible double resin canvas. Specific for turning, molds, weapons and for all processes that require a highly flexible and long-lasting canvas.

AlOx Corundum · Steel · Wood · Cast Iron · Surface Prep. · Uniform · Dry · Orbital sander · Manual use

| Art. | Dimensions | Grit |
|---|---|---|
| RAS40 | 50 mm x 25 m | 40 |
| RAS60 | 50 mm x 25 m | 60 |
| RAS80 | 50 mm x 25 m | 80 |
| RAS120 | 50 mm x 25 m | 120 |
| RAS180 | 50 mm x 25 m | 180 |
| RAS220 | 50 mm x 25 m | 220 |
| RAS320 | 50 mm x 25 m | 320 |
| RAS400 | 50 mm x 25 m | 400 |

## RSSX

### *ANTI-WASTE SPONGE ROLLS*

Corundum self-lubricating C weight paper coupled with sponge.

AlOx Corundum · Steel

Plastic · Wood · Cast Iron · Paints · Plaster · Surface Prep. · Uniform · Dry · Manual use

| Art. | Dimensions | Grit |
|---|---|---|
| RSS150 | 115 mm x 25 m | 150 |
| RSS180 | 115 mm x 25 m | 180 |
| RSS240 | 115 mm x 25 m | 240 |
| RSS320 | 115 mm x 25 m | 320 |
| RSS400 | 115 mm x 25 m | 400 |
| RSS500 | 115 mm x 25 m | 500 |
| RSS600 | 115 mm x 25 m | 600 |
| RSS800 | 115 mm x 25 m | 800 |
| RSS1000 | 115 mm x 25 m | 1000 |

## RSRX

### *VELCRO PAPER ROLLS*

Antistatic corundum paper, semi-open coating, E weight. Dry use, suitable for working wood, leather, plaster and metal.

AlOx Corundum · Steel · Plastic · Wood · Cast Iron

Leather · Plaster · Surface Prep. · Uniform · Dry · Manual use

| Art. | Dimensions | Grit |
|---|---|---|
| RSR115/050/040 | 115 x 25 m | 40 |
| RSR115/050/060 | 115 x 25 m | 60 |
| RSR115/050/080 | 115 x 25 m | 80 |
| RSR115/050/120 | 115 x 25 m | 120 |

## RSAX

### *LUBRICANT VELCRO PAPER ROLLS*

Corundum stearate on light paper (C weight), semi-open coating, dry use.

AlOx Corundum · Aluminum · Wood · Paints · Plaster

Composites · Surface Prep. · Uniform · Dry · Manual use

| Art. | Dimensions | Grit |
|---|---|---|
| RSA115/25/080 | 115 mm x 25 m | 80 |
| RSA115/25/120 | 115 mm x 25 m | 120 |
| RSA115/25/150 | 115 mm x 25 m | 150 |
| RSA115/25/180 | 115 mm x 25 m | 180 |
| RSA115/25/220 | 115 mm x 25 m | 220 |
| RSA115/25/320 | 115 mm x 25 m | 320 |

## FTRX

### *FLEXIBLE CLOTH*

Flexible canvas with cotton backing.

AlOx Corundum · Steel · Aluminum · Wood · Cast Iron

Surface Prep. · Uniform · Dry · Orbital sander · Manual use

| Art. | Dimensions | Grit | Pack |
|---|---|---|---|
| FTR230/040 | 230 x 280 mm | 40 | 50 |
| FTR230/060 | 230 x 280 mm | 60 | 50 |
| FTR230/080 | 230 x 280 mm | 80 | 50 |
| FTR230/120 | 230 x 280 mm | 120 | 50 |
| FTR230/180 | 230 x 280 mm | 180 | 50 |
| FTR230/220 | 230 x 280 mm | 220 | 50 |
| FTR230/320 | 230 x 280 mm | 320 | 50 |
| FTR230/400 | 230 x 280 mm | 400 | 50 |
| FTR230/600 | 230 x 280 mm | 600 | 50 |

## CARX

### *RECTANGULAR ABRASIVE PAPER*

AlOx Corundum · Steel · Aluminum · Wood · Leather · Surface Prep. · Orbital sander

| Art. | Dimensions | Holes | Grit | Pack |
|---|---|---|---|---|
| CAR115280/060 | 280 x 115 mm | 14 | 60 | 10 |
| CAR115280/080 | 280 x 115 mm | 14 | 80 | 10 |
| CAR115280/120 | 280 x 115 mm | 14 | 120 | 10 |

## RTFX

### *RESIN CLOTH ROLLS*

Very flexible and resistant. Suitable for working both flat and shaped surfaces.

AlOx Corundum · Steel · Aluminum · Wood · Cast Iron

Surface Prep. · Uniform · Dry · Orbital sander · Manual use

| Art. | Dimensions | Grit | Pack |
|---|---|---|---|
| RTF120/050/040 | 115 mm x 50 m | 40 | 10 |
| RTF120/050/060 | 115 mm x 50 m | 60 | 10 |
| RTF120/050/080 | 115 mm x 50 m | 80 | 10 |
| RTF120/050/100 | 115 mm x 50 m | 100 | 10 |
| RTF120/050/120 | 115 mm x 50 m | 120 | 10 |

## RCLX

### *LATEX WATERPROOF ROLLS*

For wet and dry sanding, usually used in polishing and sanding metal moulds, carbon fiber workpieces, fiber glass, composite materials, and precision instruments.

AlOx Corundum · Finishing · Steel · Composites · Uniform · Water · Dry · Manual use

| Art. | Dimensions | Grit |
|---|---|---|
| RCL115/100/120 | 115 mm x 100 m | 120 |
| RCL115/100/150 | 115 mm x 100 m | 150 |
| RCL115/100/180 | 115 mm x 100 m | 180 |

## RCSX

### *STEARATE ROLLS*

Stearate rolls, prevent clogging and static, flexible and high wear resistant, ideal for paint sanding. The addition of zinc stearate prevents clogging.

AlOx — Corundum, Wood, Paints, Plaster, Composites, Surface Prep., Uniform, Dry, Manual use

| Art. | Dimensions | Grit |
|---|---|---|
| RCS115/050/150 | 115 mm x 50 m | 150 |
| RCS115/050/180 | 115 mm x 50 m | 180 |
| RCS115/050/240 | 115 mm x 50 m | 240 |
| RCS115/050/320 | 115 mm x 50 m | 320 |
| RCS115/050/400 | 115 mm x 50 m | 400 |
| RCS115/050/600 | 115 mm x 50 m | 600 |

## FLIX

### *LATEX WATERPROOF SHEETS*

Wet and dry sanding, usually used in polishing and sanding paints, precision instrument, metal, composite materials, automobile production and repair, electron.



SiC — Silicon carbide, Finishing, Steel, Aluminum, Plastic, Paints, Composites, Uniform, Water, Dry, Axial grinder, Manual use

| Art. | Dimensions | Grit | Pack |
|---|---|---|---|
| FLI230/240 | 230 x 280 mm | 240 | 100 |
| FLI230/320 | 230 x 280 mm | 320 | 100 |
| FLI230/400 | 230 x 280 mm | 400 | 100 |
| FLI230/600 | 230 x 280 mm | 600 | 100 |
| FLI230/800 | 230 x 280 mm | 800 | 100 |
| FLI230/1000 | 230 x 280 mm | 1000 | 100 |
| FLI230/1200 | 230 x 280 mm | 1200 | 100 |

## SPIXZ

### *REINFORCED ABRASIVE SPIRABANDS*

Created with strips of abrasive cloth, wrapped and glued on a cotton support, ideal for grinding aluminum or steel. To be used with the relative rubber sleeve holders. To reach parts that are difficult to access or to maintain the radii.

Zr — Zirconium, Finishing, Steel, Stainless steel, Aluminum, Uniform, Dry, Axial grinder

| Art. | Dimensions | Grit | rpm max | Pack |
|---|---|---|---|---|
| SPI1020/040Z | 10 x 20 mm | 40 | 36000 | 100 |
| SPI1020/060Z | 10 x 20 mm | 60 | 36000 | 100 |
| SPI1020/080Z | 10 x 20 mm | 80 | 36000 | 100 |
| SPI1020/120Z | 10 x 20 mm | 120 | 36000 | 100 |
| SPI1530/040Z | 15 x 30 mm | 40 | 26000 | 100 |
| SPI1530/060Z | 15 x 30 mm | 60 | 26000 | 100 |
| SPI1530/080Z | 15 x 30 mm | 80 | 26000 | 100 |
| SPI1530/120Z | 15 x 30 mm | 120 | 26000 | 100 |
| SPI2030/040Z | 20 x 30 mm | 40 | 18000 | 100 |
| SPI2030/060Z | 20 x 30 mm | 60 | 18000 | 100 |
| SPI2030/080Z | 20 x 30 mm | 80 | 18000 | 100 |
| SPI2030/120Z | 20 x 30 mm | 120 | 18000 | 100 |
| SPI2220/040Z | 22 x 20 mm | 40 | 17000 | 100 |
| SPI2220/060Z | 22 x 20 mm | 60 | 17000 | 100 |
| SPI2220/080Z | 22 x 20 mm | 80 | 17000 | 100 |
| SPI2220/120Z | 22 x 20 mm | 120 | 17000 | 100 |
| SPI2525/040Z | 25 x 25 mm | 40 | 15000 | 100 |
| SPI2525/060Z | 25 x 25 mm | 60 | 15000 | 100 |
| SPI2525/080Z | 25 x 25 mm | 80 | 15000 | 100 |
| SPI2525/120Z | 25 x 25 mm | 120 | 15000 | 100 |
| SPI3030/040Z | 30 x 30 mm | 40 | 13000 | 100 |
| SPI3030/060Z | 30 x 30 mm | 60 | 13000 | 100 |
| SPI3030/080Z | 30 x 30 mm | 80 | 13000 | 100 |
| SPI3030/120Z | 30 x 30 mm | 120 | 13000 | 100 |
| SPI4530/040Z | 45 x 30 mm | 40 | 8500 | 100 |
| SPI4530/060Z | 45 x 30 mm | 60 | 8500 | 100 |
| SPI4530/080Z | 45 x 30 mm | 80 | 8500 | 100 |
| SPI4530/120Z | 45 x 30 mm | 120 | 8500 | 100 |

## SGCX

### *RUBBER HOLDERS*

Expansion rubber holders, used to fix spirabands.

Axial grinder

| Art. | Dimensions | Stem | rpm max |
|---|---|---|---|
| SGC1020 | 10 x 20 mm | 6 mm | 36000 |
| SGC1530 | 15 x 30 mm | 6 mm | 26000 |
| SGC2030 | 20 x 30 mm | 6 mm | 18000 |
| SGC2220 | 22 x 20 mm | 6 mm | 17000 |
| SGC2525 | 25 x 25 mm | 6 mm | 15000 |
| SGC3030 | 30 x 30 mm | 6 mm | 13300 |
| SGC4530 | 45 x 30 mm | 6 mm | 8500 |

## CRDXC

### *CARTRIDGE ROLLS*

Small size tools, for grinding operations of points difficult to reach. Can also work at peak. The rolled-up construction gives the tool a longer service life than normal cylindrical spiral bands. Universal use on steel, non-ferrous metals and plastic.

AlOx Corundum · Steel · Stainless steel · Aluminum · Plastic · Cast Iron · Deburring · Axial grinder

| Art. | Dimensions | Grit | Shape | Pack |
|---|---|---|---|---|
| CRD0638/060C | 6 x 38 mm | 60 | Cylindrical | 50 |
| CRD0638/080C | 6 x 38 mm | 80 | Cylindrical | 50 |
| CRD0638/120C | 6 x 38 mm | 120 | Cylindrical | 50 |
| CRD1038/040C | 10 x 38 mm | 40 | Cylindrical | 50 |
| CRD1038/060C | 10 x 38 mm | 60 | Cylindrical | 50 |
| CRD1038/080C | 10 x 38 mm | 80 | Cylindrical | 50 |
| CRD1038/120C | 10 x 38 mm | 120 | Cylindrical | 50 |

## CRDXT

### *CARTRIDGE ROLLS*

Small size tools, for grinding operations of points difficult to reach. Can also work at peak. The rolled-up construction gives the tool a longer service life than normal cylindrical spiral bands. Universal use on steel, non-ferrous metals and plastic.

AlOx Corundum · Steel · Stainless steel · Aluminum · Plastic · Cast Iron · Deburring · Axial grinder

| Art. | Dimensions | Grit | Shape | Pack |
|---|---|---|---|---|
| CRD1038/060T | 10 x 38 mm | 60 | Conical | 50 |
| CRD1038/080T | 10 x 38 mm | 80 | Conical | 50 |
| CRD1038/120T | 10 x 38 mm | 120 | Conical | 50 |
| CRD1238/060T | 12 x 38 mm | 60 | Conical | 50 |
| CRD1238/080T | 12 x 38 mm | 80 | Conical | 50 |
| CRD1238/120T | 12 x 38 mm | 120 | Conical | 50 |

## PCR6338

### *PIN FOR CARTRIDGE ROLLS*

Axial grinder

## NTXA

### *ABRASIVE BELTS*

AlOx Corundum · Steel · Aluminum · Wood · Cast Iron · Deburring · Surface Prep. · Fixed Sander

| Art. | Dimensions | Grit | Pack |
|---|---|---|---|
| NT0440/035/040A | 440 x 35 mm | 40 | 10 |
| NT0440/035/060A | 440 x 35 mm | 60 | 10 |
| NT0440/035/080A | 440 x 35 mm | 80 | 10 |
| NT0440/035/120A | 440 x 35 mm | 120 | 10 |
| NT0533/075/040A | 533 x 75 mm | 40 | 10 |
| NT0533/075/060A | 533 x 75 mm | 60 | 10 |
| NT0533/075/080A | 533 x 75 mm | 80 | 10 |
| NT0533/075/120A | 533 x 75 mm | 120 | 10 |
| NT0686/050/040A | 686 x 50 mm | 40 | 10 |
| NT0686/050/060A | 686 x 50 mm | 60 | 10 |
| NT0686/050/080A | 686 x 50 mm | 80 | 10 |
| NT0686/050/100A | 686 x 50 mm | 100 | 10 |
| NT0686/050/120A | 686 x 50 mm | 120 | 10 |
| NT0914/100/040A | 914 x 100 mm | 40 | 10 |
| NT0914/100/060A | 914 x 100 mm | 60 | 10 |
| NT0914/100/080A | 914 x 100 mm | 80 | 10 |
| NT0914/100/100A | 914 x 100 mm | 100 | 10 |
| NT0914/100/120A | 914 x 100 mm | 120 | 10 |
| NT1000/100/040A | 1000 x 100 mm | 40 | 10 |
| NT1000/100/060A | 1000 x 100 mm | 60 | 10 |
| NT1000/100/080A | 1000 x 100 mm | 80 | 10 |
| NT1000/100/120A | 1000 x 100 mm | 120 | 10 |
| NT1075/025/040A | 1075 x 25 mm | 40 | 10 |
| NT1075/025/060A | 1075 x 25 mm | 60 | 10 |
| NT1075/025/080A | 1075 x 25 mm | 80 | 10 |
| NT1075/025/100A | 1075 x 25 mm | 100 | 10 |
| NT1075/025/120A | 1075 x 25 mm | 120 | 10 |
| NT1219/152/040A | 1219 x 152 mm | 40 | 10 |
| NT1219/152/060A | 1219 x 152 mm | 60 | 10 |
| NT1219/152/080A | 1219 x 152 mm | 80 | 10 |
| NT1219/152/100A | 1219 x 152 mm | 100 | 10 |
| NT1219/152/120A | 1219 x 152 mm | 120 | 10 |
| NT1500/120/040A | 1500 x 120 mm | 40 | 10 |
| NT1500/120/060A | 1500 x 120 mm | 60 | 10 |
| NT1500/120/080A | 1500 x 120 mm | 80 | 10 |
| NT1500/120/120A | 1500 x 120 mm | 120 | 10 |
| NT1750/150/040A | 1750 x 150 mm | 40 | 10 |
| NT1750/150/060A | 1750 x 150 mm | 60 | 10 |
| NT1750/150/080A | 1750 x 150 mm | 80 | 10 |
| NT1750/150/120A | 1750 x 150 mm | 120 | 10 |

## NTXZ

### *ABRASIVE BELTS*

Zr Zirconium · Steel · Stainless steel · Aluminum · Cast Iron · Deburring · Surface Prep. · Fixed Sander

| Art. | Dimensions | Grit | Pack |
|---|---|---|---|
| NT0330/010/040Z | 330 x 10 mm | 40 | 10 |
| NT0330/010/060Z | 330 x 10 mm | 60 | 10 |
| NT0330/010/080Z | 330 x 10 mm | 80 | 10 |
| NT0330/010/120Z | 330 x 10 mm | 120 | 10 |
| NT520/020/040Z | 520 x 20 mm | 40 | 10 |
| NT520/020/060Z | 520 x 20 mm | 60 | 10 |
| NT520/020/080Z | 520 x 20 mm | 80 | 10 |
| NT520/020/120Z | 520 x 20 mm | 120 | 10 |
| NT0610/100/040Z | 610 x 100 mm | 40 | 10 |
| NT0610/100/060Z | 610 x 100 mm | 60 | 10 |
| NT0610/100/080Z | 610 x 100 mm | 80 | 10 |
| NT0610/100/120Z | 610 x 100 mm | 120 | 10 |
| NT0760/040/040Z | 760 x 40 mm | 40 | 10 |
| NT0760/040/060Z | 760 x 40 mm | 60 | 10 |
| NT0760/040/080Z | 760 x 40 mm | 80 | 10 |
| NT0760/040/120Z | 760 x 40 mm | 120 | 10 |
| NT0914/100/040Z | 914 x 100 mm | 40 | 10 |
| NT0914/100/060Z | 914 x 100 mm | 60 | 10 |
| NT0914/100/080Z | 914 x 100 mm | 80 | 10 |
| NT0914/100/120Z | 914 x 100 mm | 120 | 10 |
| NT1000/100/040Z | 1000 x 100 mm | 40 | 10 |
| NT1000/100/060Z | 1000 x 100 mm | 60 | 10 |
| NT1000/100/080Z | 1000 x 100 mm | 80 | 10 |
| NT1000/100/120Z | 1000 x 100 mm | 120 | 10 |
| NT1219/152/040Z | 1219 x 152 mm | 40 | 10 |
| NT1219/152/060Z | 1219 x 152 mm | 60 | 10 |
| NT1219/152/080Z | 1219 x 152 mm | 80 | 10 |
| NT1219/152/120Z | 1219 x 152 mm | 120 | 10 |
| NT1500/120/040Z | 1500 x 120 mm | 40 | 10 |
| NT1500/120/060Z | 1500 x 120 mm | 60 | 10 |
| NT1500/120/080Z | 1500 x 120 mm | 80 | 10 |
| NT1500/120/120Z | 1500 x 120 mm | 120 | 10 |
| NT1750/150/040Z | 1750 x 150 mm | 40 | 10 |
| NT1750/150/060Z | 1750 x 150 mm | 60 | 10 |
| NT1750/150/080Z | 1750 x 150 mm | 80 | 10 |
| NT1750/150/120Z | 1750 x 150 mm | 120 | 10 |
| NT2000/050/040Z | 2000 x 50 mm | 40 | 10 |
| NT2000/050/060Z | 2000 x 50 mm | 60 | 10 |
| NT2000/050/080Z | 2000 x 50 mm | 80 | 10 |
| NT2000/050/120Z | 2000 x 50 mm | 120 | 10 |
| NT2000/150/040Z | 2000 x 150 mm | 40 | 10 |
| NT2000/150/060Z | 2000 x 150 mm | 60 | 10 |
| NT2000/150/080Z | 2000 x 150 mm | 80 | 10 |
| NT2000/150/120Z | 2000 x 150 mm | 120 | 10 |

# SURFACE CONDITIONING

## SCDX

### *SURFACE CONDITIONING FLAP DISCS*

Fast and steady finish without clogging, cooler cut. increased lifetime compared to standard surface conditioning discs.

Surface Cond. | Glass fiber | T27 | Single | EN 13743 | Steel

Stainless steel | Cast Iron | Paint stripping | Uniform | 0 - 15° | Angle grinder | Made In RIFLEX

| Art. | Dimensions | Grit | rpm max | Pack |
|---|---|---|---|---|
| SCD115/C | Ø 115 x 22 mm | Coarse | 13300 | 10 |
| SCD115/M | Ø 115 x 22 mm | Medium | 13300 | 10 |
| SCD115/VF | Ø 115 x 22 mm | Very Fine | 13300 | 10 |
| SCD125/C | Ø 125 x 22 mm | Coarse | 12200 | 10 |
| SCD125/M | Ø 125 x 22 mm | Medium | 12200 | 10 |
| SCD125/VF | Ø 125 x 22 mm | Very Fine | 12200 | 10 |

## SPA115/M14

### *BACKING PAD*

For surface conditioning discs.

M14 | Angle grinder

| | |
|---|---|
| Diameter ø | 115 mm |
| Thread | M14 |
| rpm max | 13300 |

## VSCX

### *SURFACE CONDITIONING DISCS*

Surface preparation for painting, to repair defects with an uniform satin finish. Removes oxidation, scratches, varnishes, welding marks.

Surface Cond. | Steel | Stainless steel | Cast Iron | Paint stripping | Uniform | Angle grinder

| Art. | Diameter ø | Grit | rpm max | Pack |
|---|---|---|---|---|
| VSC115/080C | 115 mm | Coarse (80) | 5100 | 10 |
| VSC115/120M | 115 mm | Medium (120) | 5100 | 10 |
| VSC115/240VF | 115 mm | Very Fine (240) | 5100 | 10 |

## MSCX

### *FAST LOCK SURFACE CONDITIONING*

Removes oxidation, scratches, varnishes, welding marks.

Surface Cond. | Nylon | TR male | Steel | Stainless steel | Cast Iron | Paint stripping | Uniform | Axial grinder

| Art. | Diameter ø | Grit | rpm max | Pack |
|---|---|---|---|---|
| MSC050/C | 50 mm | Coarse | 25000 | 10 |
| MSC050/M | 50 mm | Medium | 25000 | 10 |
| MSC050/VF | 50 mm | Very Fine | 25000 | 10 |
| MSC075/C | 75 mm | Coarse | 20000 | 25 |
| MSC075/M | 75 mm | Medium | 20000 | 25 |
| MSC075/VF | 75 mm | Very Fine | 20000 | 25 |

## PARX

### *NON WOVEN ROLLS*

Non-woven synthetic fiber compounds, combined with abrasive grain particles via resin. Resistant to water and lubricants, suitable for satin finishing, sanding, removing paint residues or scratches, used in different sectors: metal, wood, paints, plastics, ceramics.

Surface Cond. | Steel | Stainless steel | Cast Iron | Paint stripping | Uniform | Manual use

| Art. | Dimensions | Grit |
|---|---|---|
| PAR115/120AM | 115 mm x 10 m | A.Medium (120) |
| PAR115/180AF | 115 mm x 10 m | A.Fine (180) |
| PAR115/320AVF | 115 mm x 10 m | A.Very Fine (320) |
| PAR115/600AUF | 115 mm x 10 m | A.Ultra Fine (600) |

## FPA120-

### *NON WOVEN SHEETS*

Non-woven synthetic fiber compounds, combined with abrasive grain particles via resin. Resistant to water and lubricants, suitable for satin finishing, sanding, removing paint residues or scratches, used in different sectors: metal, wood, paints, plastics, ceramics.

Surface Cond. | Steel | Stainless steel | Cast Iron | Paint stripping | Uniform | Manual use

| Art. | Dimensions | Grit | Pack |
|---|---|---|---|
| FPA120/M | 115 x 280 mm | A.Medium (120) | 10 |
| FPA120/F | 115 x 280 mm | A.Fine (180) | 10 |
| FPA120/VF | 115 x 280 mm | A.Very Fine (320) | 10 |
| FPA120/UF | 115 x 280 mm | S.Ultra Fine (600) | 10 |

# CLEAN STRIP

## CSCD-

### *ABRASIVE NYLON DISCS*

Abrasive nylon · Glass fiber · T27 · Steel · Stainless steel · Cast Iron · Surface Prep. · Uniform · 0 - 15° · Angle grinder · Made In RIFLEX

| Art. | Dimensions | rpm max | Pack |
|---|---|---|---|
| CSCD/F115 | 115 x 22 mm | 11000 | 5 |
| CSCD/F180 | 180 x 22 mm | 7000 | 5 |
| CSCD/F115HD | 115 x 22 mm | 11000 | 5 |

## ADF-

### *FASTENING SHAFT*

Steel · Stainless steel · Cast Iron · Portable Drill

| Art. | Dimensions | Type | Pack |
|---|---|---|---|
| ADF/01 | 10 x 6 mm | 25 | 10 |
| ADF/02 | 12,8 x 8 mm | 24 | 10 |

## CSDS-

### *FLAT DISCS WITH HOLE FOR DRILL*

Flat discs with hole for drill.

Abrasive nylon · Steel · Stainless steel · Cast Iron · Surface Prep. · Uniform · Portable Drill · Made In RIFLEX

| Art. | Diameter | rpm max |
|---|---|---|
| CSDS/100 | 100 mm | 8000 |
| CSDS/150 | 150 mm | 5350 |
| CSDS/200 | 200 mm | 4000 |

## CSF-

### *ABRASIVE NYLON BLACK CLEANER*

Fast lock. Suited for rust, varnish and oxidations removal.

Abrasive nylon · Nylon · TR male · Steel · Stainless steel · Cast Iron · Surface Prep. · Uniform · Axial grinder

| Art. | Diameter ø | rpm max | Pack |
|---|---|---|---|
| CSF/050 | 50 mm | 12000 | 10 |
| CSF/075 | 75 mm | 8000 | 10 |

## UNCD-

### *NON WOVEN ABRASIVE DISCS FOR SURFACE FINISHING*

Impregnated with resin and compressed.

Glass fiber · T27 · Finishing · Steel · Stainless steel · Plastic · Cast Iron · Composites · Made In REFLEX

| Art. | Dimensions | Grit | rpm max | Pack |
|---|---|---|---|---|
| UNCD/F115F | 115 x 22 mm | S/C-F | 11000 | 5 |
| UNCD/F115M | 115 x 22 mm | S/C-M | 11000 | 5 |
| UNCD/F115C | 115 x 22 mm | A/O-C | 11000 | 5 |

## UNPX

### *UNITIZED FLAT DISCS*

Suited for corner blending and finishing, to be used with low speed angle grinders. The product must work on the edge, do not exert lateral pressure.

Finishing · Steel · Stainless steel · Plastic · Cast Iron · Composites · Uniform · Angle grinder

| Art. | Diameter ø | Thickness | Hole | Grit | rpm max | Pack |
|---|---|---|---|---|---|---|
| UNP115/6/3SF | 115 mm | 6 mm | 22 mm | 3 S.Fine | 5000 | 5 |
| UNP115/6/6SM | 115 mm | 6 mm | 22 mm | 6 S.Medium | 5000 | 5 |
| UNP125/6/3SF | 125 mm | 6 mm | 22 mm | 3 S.Fine | 5000 | 5 |
| UNP125/6/6SM | 125 mm | 6 mm | 22 mm | 6 S.Medium | 5000 | 5 |

## UNFX

### *UNITIZED DISCS*

3am medium hardness, medium grit size blending, removal grinding scratches, light deburring of edges. 6ac hard, coarse grit size. Deburring, heavy brushing, removal of deep scratches and oxidations. 6sf very hard, fine grit size. Longer life and better reistance but less conformability to work piece.

Finishing · Steel · Stainless steel · Plastic · Cast Iron · Composites · Uniform · Fixed grinder

| Art. | Diameter ø | Thickness | Hole | Grit | rpm max | Pack |
|---|---|---|---|---|---|---|
| UNF150/6/3AM | 150 mm | 6 mm | 25 mm | 3 A.Medium | 5000 | 5 |
| UNF150/6/6SF | 150 mm | 6 mm | 25 mm | 6 S.Fine | 5000 | 5 |
| UNF150/6/6AC | 150 mm | 6 mm | 25 mm | 6 A.Coarse | 5000 | 5 |

## MDUX

### *FAST LOCK UNITIZED*

Deburring and finishing od edges and corners, blending, removing of scratches and light oxidations. Superior quality surface finishing.

TR male · Finishing · Steel · Stainless steel · Plastic · Cast Iron · Composites · Uniform · Axial grinder

| Art. | Diameter ø | Grit | rpm max |
|---|---|---|---|
| MDU075/2SF | 75 mm | 2SF | 20000 |
| MDU075/6SF | 75 mm | 6SF | 20000 |
| MDU075/6AM | 75 mm | 6AM | 20000 |

## PAS-

### *GRINDING PASTES*

White: greasy paste to accompany roughing and first pass with sisal, buffer, steel wire or nylon thread. For brass, silver, zamak, stainless steel. Pink: medium/fatty paste for polishing and shining; accompanies cloth in the second pass and in polishing brass, silver, aluminum, chrome and zamak. Green: medium-fat paste to accompany sisal in finishing stainless. Yellow: very sharp for removing scratches from precious and silverware.

Finishing

| Art. | Colour | Net weight |
|---|---|---|
| PAS/W | White | 730 g |
| PAS/P | Pink | 950 g |
| PAS/Y | Yellow | 680 g |
| PAS/G | Green | 860 g |
| PAS/B | Blue | 950 g |

## DLFX

### *FELT FLAP DISCS*

Suited for mirror polishing, to be used with compounds or abrasive pastes. Felt flaps are flexible and prevent overheating.

Felt, Glass fiber, T27, EN 13743, Finishing, Steel, Stainless steel, Aluminum, Cast Iron, 0 - 15°, Angle grinder, Made In RIFLEX

| Art. | Dimensions | rpm max | Pack |
|---|---|---|---|
| DLF115 | Ø 115 x 22 mm | 6000 | 10 |
| DLF125 | Ø 125 x 22 mm | 6000 | 10 |

## S169

### *POLISHING KIT*

Green and pink: paste for finishing polishes on the main categories of metals. Brown and black: for performing coarse / medium finish polishes on materials such as brass, aluminum and zinc. White: for carrying out coarse / medium finish polishing on materials such as iron, stainless steel and copper.

5 Pcs, Blister, Steel, Stainless steel, Aluminum, Non-ferr. alloys, Cast Iron, Manual use

| | |
|---|---|
| Net weight | 250 g |

## MDFX

### *FAST LOCK FELTRO*

Suited for mirror polishing, to be used with compounds or abrasive pastes.

Felt, Nylon, TR male, Finishing, Steel, Stainless steel, Aluminum, Cast Iron, Axial grinder

| Art. | Diameter ø | rpm max | Pack |
|---|---|---|---|
| MDF050 | 50 mm | 25000 | 10 |
| MDF075 | 75 mm | 20000 | 10 |

## RGFX

### *FELT FLAP WHEELS*

Suited for mirror polishing, to be used with compounds or abrasive pastes. Felt flaps are flexible and prevent overheating of normal felt wheels.

Felt, Finishing, Steel, Stainless steel, Aluminum, Cast Iron, Axial grinder

| Art. | Diameter ø | Thickness | Stem | rpm max | Pack |
|---|---|---|---|---|---|
| RGF030/30 | 30 mm | 30 mm | 6 mm | 12500 | 10 |
| RGF040/30 | 40 mm | 30 mm | 6 mm | 9500 | 10 |
| RGF050/30 | 50 mm | 30 mm | 6 mm | 7500 | 10 |
| RGF060/30 | 60 mm | 30 mm | 6 mm | 6000 | 10 |
| RGF080/30 | 80 mm | 30 mm | 6 mm | 4500 | 10 |

## DFFX

### *FELT DISCS*

Suited for polishing. To be used with compound or diamond paste. best peripheral speed 5-10 m/s.

Felt · Finishing · Steel · Stainless steel · Aluminum · Cast Iron · Fixed grinder

| Art. | Diameter ø | Thickness | Hole |
|---|---|---|---|
| DFF100/13 | 100 mm | 13 mm | 10 mm |
| DFF150/13 | 150 mm | 13 mm | 15 mm |
| DFF150/25 | 150 mm | 25 mm | 15 mm |
| DFF200/13 | 200 mm | 13 mm | 15 mm |
| DFF200/25 | 200 mm | 25 mm | 15 mm |

## VDFX

### *VELCRO FELT DISCS*

Suited for polishing. To be used with compound or diamond paste.

Felt · Finishing · Steel · Stainless steel · Aluminum · Cast Iron · Orbital sander

| Art. | Diameter ø | Thickness | rpm max | Pack |
|---|---|---|---|---|
| VDF075 | 75 mm | 5 mm | 6000 | 10 |
| VDF115 | 115 mm | 5 mm | 4000 | 10 |
| VDF125 | 125 mm | 5 mm | 3500 | 10 |
| VDF150 | 150 mm | 5 mm | 3000 | 10 |
| VDF180 | 180 mm | 5 mm | 2500 | 10 |

## MFGX

### *FELT POINT*

Suited for polishing cut off forms. To be used with diamond paste. Best peripheral speed 5-10 m/s.

Felt · Finishing · Steel · Stainless steel · Aluminum · Cast Iron · Axial grinder

A L K C

| Art. | Shape | Diameter ø | Thickness | Stem | Pack |
|---|---|---|---|---|---|
| MFG0610/03A | A | 6 mm | 10 mm | 3 mm | 10 |
| MFG0810/03A | A | 8 mm | 10 mm | 3 mm | 10 |
| MFG1014/06A | A | 10 mm | 14 mm | 6 mm | 10 |
| MFG1520/06A | A | 15 mm | 20 mm | 6 mm | 10 |
| MFG0812/03K | K | 8 mm | 12 mm | 3 mm | 10 |
| MFG1018/06K | K | 10 mm | 18 mm | 6 mm | 10 |

| Art. | Shape | Diameter ø | Thickness | Stem | Pack |
|---|---|---|---|---|---|
| MFG1530/06K | K | 15 mm | 30 mm | 6 mm | 10 |
| MFG1530/06C | C | 15 mm | 30 mm | 6 mm | 10 |
| MFG2025/06C | C | 20 mm | 25 mm | 6 mm | 10 |
| MFG2530/06C | C | 25 mm | 30 mm | 6 mm | 10 |
| MFG2025/06L | L | 20 mm | 25 mm | 6 mm | 10 |
| MFG2530/06L | L | 25 mm | 30 mm | 6 mm | 10 |

## DFC115/M14

### *CONICAL FELT DISC*

Suited for polishing. To be used with compound or diamond paste.

Felt · M14 · Finishing · Steel · Stainless steel · Aluminum · Cast Iron · Angle grinder

| | |
|---|---|
| Diameter ø | 115 mm |
| Thickness | 12 mm |
| Thread | M14 |
| rpm max | 12500 |

## RFF100

### *VENTILATED FELT WHEEL*

Felt · Finishing · Steel · Stainless steel · Aluminum · Cast Iron · Satin machine

| | |
|---|---|
| Dimensions | 110 x 100 mm |
| Hole diameter | 19 mm |

## DCK100

### *VENTILATED COTTON DISCS*

Mirror polishing. 10 discs to get a 100 mm wheel.

Cotton, Finishing, Steel, Stainless steel, Aluminum, Cast Iron, Satin machine

| | |
|---|---|
| Diameter ø | 100 mm |
| Hole | 19,1 mm |
| Pack | 10 |

## DSK100

### *SISAL/COTTON DISCS*

Suited for inox to eliminate abrasive merks and before polishing operations with felt or cotton. 7 discs to get a 100 mm wheel.

Cotton, Sisal, Finishing, Steel, Stainless steel, Aluminum, Cast Iron, Satin machine

| | |
|---|---|
| Diameter ø | 100 mm |
| Hole | 19,1 mm |
| Pack | 10 |

## DCTX

### *STITCHED COTTON DISCS*

Layers of cotton bonded together by concentric stitching. Suited for polishing, to be used with pastes.

Cotton, Finishing, Steel, Stainless steel, Aluminum, Cast Iron, Fixed grinder

| Art. | Diameter ø | Hole |
|---|---|---|
| DCT150 | 150 mm | 12 mm |
| DCT200 | 200 mm | 20 mm |
| DCT250 | 250 mm | 20 mm |

## DSCX

### *SISAL & COTTON DISCS*

Suited for stainless steel to eliminate abrasive marks and before polishing operations with felt or cotton. To be used with pastes.

Cotton, Sisal, Finishing, Steel, Stainless steel, Aluminum, Cast Iron, Fixed grinder

| Art. | Diameter ø | Hole |
|---|---|---|
| DSC150 | 150 mm | 20 mm |
| DSC200 | 200 mm | 20 mm |
| DSC250 | 250 mm | 20 mm |

## DSTX

### *SISAL STITCHED DISCS*

Suited for stainless steel to eliminate abrasive marks and before polishing operations with felt or cotton. To be used with pastes.

Sisal, Finishing, Steel, Stainless steel, Aluminum, Cast Iron, Fixed grinder

| Art. | Diameter ø | Hole |
|---|---|---|
| DST150 | 150 mm | 20 mm |
| DST200 | 200 mm | 20 mm |
| DST250 | 250 mm | 20 mm |

## DCVX

### *VENTILATED DISCS*

Ventilated cotton discs.

Cotton, Finishing, Steel, Stainless steel, Aluminum, Cast Iron, Fixed grinder

| Art. | Diameter ø | Hole | Layers |
|---|---|---|---|
| DCV150 | 150 mm | 20 mm | 8 |
| DCV200 | 200 mm | 20 mm | 16 |

## DMV150

### *VENTILATED DISC*

Ventilated sisal and cotton disc.

Cotton, Sisal, Finishing, Steel, Stainless steel, Aluminum, Cast Iron, Fixed grinder

| | |
|---|---|
| Diameter ø | 150 mm |
| Hole | 20 mm |
| Layers | 2 |

## DC200

### *CORRUGATED DISCS*

Made of cotton with cardboard core.

Cotton, Finishing, Steel, Stainless steel, Aluminum, Cast Iron, Fixed grinder

| | |
|---|---|
| Diameter ø | 200 mm |
| Hole | 20 mm |
| Layers | 14 |

## DNW100

### *WHITE NON WOVEN POLISHING DISCS*

Finishing, Steel, Stainless steel, Aluminum, Cast Iron, Axial grinder

| | |
|---|---|
| Diameter ø | 100 mm |
| Hole | 10 mm |
| Pack | 10 |

## DCGX

### *SHAFT MOUNTED COTTON BUFFINGS*

Suited for polishing. To be used with pastes. Best peripheral speed 5-10 m/s.

Cotton, Finishing, Steel, Stainless steel, Aluminum, Cast Iron, Axial grinder

| Art. | Diameter ø | Thickness | Stem | Pack |
|---|---|---|---|---|
| DCG050 | 50 mm | 12 mm | 6 mm | 10 |
| DCG080 | 80 mm | 12 mm | 6 mm | 10 |
| DCG100 | 100 mm | 12 mm | 6 mm | 10 |

## FCGX

### *FLARE BUFFS*

Cotton, Finishing, Steel, Stainless steel, Aluminum, Cast Iron, Axial grinder

| Art. | Diameter ø | Stem | Pack |
|---|---|---|---|
| FCG50 | 50 mm | 6 mm | 10 |
| FCG75 | 75 mm | 6 mm | 10 |

## CCGX

### *DOME MOPS*

For polishing, for use with abrasive paste. Optimal peripheral speed 5-10 m/s.

Cotton, Finishing, Steel, Stainless steel, Aluminum, Cast Iron, Axial grinder

| Art. | Diameter ø | Stem | Pack |
|---|---|---|---|
| CCG50 | 50 mm | 6 mm | 5 |
| CCG75 | 75 mm | 6 mm | 5 |

## PNS

### *SHAFT*

Shaft for ventilated disc DNW.

Axial grinder

## PLV175

### *BACKING PAD FOR LAMBS WOOL DISCS*

Backing pad suited for VLA200.

M14 | Orbital sander

| | |
|---|---|
| **Diameter ø** | 175 mm |
| **Thread** | M14 |

## VSPX

### *POLYURETHANE BACKING PADS*

High & middle profile soft backing pads for contour polishing. Pur molded, soft, good rebounding and durability. Ideal for contour face polishing, e.g.car body, fiberglass piece, boat, floor etc. , suggested to work with lambswool pads, foam pads and abrasive discs.

M14 | Orbital sander

| Art. | Diameter ø | Thread | rpm max |
|---|---|---|---|
| VSP075 | 75 mm | M14 | 12200 |
| VSP115 | 115 mm | M14 | 10000 |
| VSP125 | 125 mm | M14 | 10000 |
| VSP150 | 150 mm | M14 | 7000 |
| VSP180 | 180 mm | M14 | 5000 |

## VLA200

### *TWISTED LAMBS WOOL DISC*

Polishing of painted surfaces and marble.

Wool | Finishing | Steel | Stainless steel | Aluminum | Plastic | Cast Iron | Paints | Composites | Orbital sander

| | |
|---|---|
| **Diameter ø** | 200 mm |

## VDLX

### *POLISHING LAMB'S WOOL*

Merinos lamb wool. Ideal for polishing all painted surfaces with velcro back.

Wool | Finishing | Steel | Stainless steel | Aluminum | Plastic | Cast Iron | Paints | Composites | Orbital sander

| Art. | Diameter ø |
|---|---|
| VDL075 | 75 mm |
| VDL115 | 115 mm |
| VDL125 | 125 mm |
| VDL150 | 150 mm |
| VDL180 | 180 mm |

## BSAX

### *FOAM BLOCK*

Thick foam, abrasive on four sides. Wood preparation, doors and windows, angles, de-nibbing. Dry and wet sanding, can be washed and reused.

Wood · Paints · Plaster · Uniform · Manual use

| Art. | Dimensions | Grit | Pack |
|---|---|---|---|
| BSA100/060C | 98 x 69 x 26 mm | Coarse (60) | 20 |
| BSA100/100M | 98 x 69 x 26 mm | Medium (100) | 20 |
| BSA100/180F | 98 x 69 x 26 mm | Fine (180) | 20 |

## FSAX

### *FOAM PAD*

Very flexible, abrasive on both sides. Dry and wet sanding, can be washed and reused. Furniture industry, auto body repair, wood preparation.

Wood · Paints · Plaster · Uniform · Manual use

| Art. | Dimensions | Grit | Pack |
|---|---|---|---|
| FSA120/060C | 120 x 98 x 13 mm | Coarse (60) | 20 |
| FSA120/100M | 120 x 98 x 13 mm | Medium (100) | 20 |
| FSA120/180F | 120 x 98 x 13 mm | Fine (180) | 20 |

## BGAX

### *ABRASIVE RUBBER BLOCKS*

Can be used for various cleaning and manual finishing operations.

Finishing · Steel · Stainless steel · Aluminum · Cast Iron · Uniform · Manual use

| Art. | Dimensions | Grit |
|---|---|---|
| BGA8050/036 | 80 x 50 x 20 mm | 36 |
| BGA8050/060 | 80 x 50 x 20 mm | 60 |
| BGA8050/120 | 80 x 50 x 20 mm | 120 |
| BGA8050/240 | 80 x 50 x 20 mm | 240 |

## SALX

### *POLISHING SPONGES*

Available in different flexibility and porosity, ideal for polishing with polishing pastes. Yellow: first polishing, high cut. Blue: first polishing fast cut. Orange: polishing, medium cut. Black: final polishing.

Finishing · Steel · Stainless steel · Aluminum · Cast Iron · Paints · Orbital sander

| Art. | Diameter ø | Thickness | Colour | rpm max |
|---|---|---|---|---|
| SAL80Y | 80 mm | 25 mm | Yellow | 8000 |
| SAL80B | 80 mm | 25 mm | Blue | 8000 |
| SAL80O | 80 mm | 25 mm | Orange | 8000 |
| SAL80K | 80 mm | 25 mm | Black | 8000 |
| SAL150Y | 150 mm | 50 mm | Yellow | 4500 |
| SAL150B | 150 mm | 50 mm | Blue | 4500 |
| SAL150O | 150 mm | 50 mm | Orange | 4500 |
| SAL150K | 150 mm | 50 mm | Black | 4500 |

## SRFX

### *CIRCULAR BRUSHES*

Medium to heavy brush applications: long life, aggressive, very resistant.

Steel · Steel · Wood · Cast Iron · Deburring · Surface Prep. · Paint stripping · Fixed grinder

| Art. | Dimensions | Hole | Wire | rpm max |
|---|---|---|---|---|
| SRF125/25 | Ø 125 x 20 mm | 16, 12,7 mm | 0,3 mm | 6000 |
| SRF150/25 | Ø 150 x 32 mm | 25, 22, 20, 16, 12,7 mm | 0,3 mm | 6000 |
| SRF175/25 | Ø 175 x 32 mm | 25, 22, 20, 16 mm | 0,3 mm | 6000 |
| SRF200/25 | Ø 200 x 32 mm | 25, 22, 20, 16, 13 mm | 0,3 mm | 4500 |
| SRF250/25 | Ø 250 x 32 mm | 25, 22, 20, 16 mm | 0,3 mm | 3000 |

## SRFXI

### *CIRCULAR BRUSHES*

Medium to heavy brush applications: long life, aggressive, very resistant.

Stainless steel · Steel · Stainless steel · Aluminum · Cast Iron · Deburring · Surface Prep. · Paint stripping · Fixed grinder

| Art. | Dimensions | Hole | Wire | rpm max |
|---|---|---|---|---|
| SRF125/25I | Ø 125 x 20 mm | 16, 12,7 mm | 0,3 mm | 6000 |
| SRF150/25I | Ø 150 x 32 mm | 25, 22, 20, 16, 12,7 mm | 0,3 mm | 6000 |
| SRF175/25I | Ø 175 x 32 mm | 25, 22, 20, 16 mm | 0,3 mm | 6000 |
| SRF200/25I | Ø 200 x 32 mm | 25, 22, 20, 16 mm | 0,3 mm | 4500 |
| SRF250/25I | Ø 250 x 32 mm | 25, 22, 20, 16 mm | 0,3 mm | 3000 |

## STFX

### *CUP BRUSHES*

Suited for angle grinders. Paint and primer removal, roughing, light rust removal.

Steel · M14 · Steel · Wood · Cast Iron · Deburring · Surface Prep. · Paint stripping · Angle grinder

| Art. | Diameter ø | Thread | Wire | rpm max |
|---|---|---|---|---|
| STF060 | 60 mm | M14 | 0,3 mm | 12500 |
| STF080 | 80 mm | M14 | 0,3 mm | 11000 |
| STF100 | 100 mm | M14 | 0,3 mm | 8500 |
| STF120 | 120 mm | M14 | 0,3 mm | 6500 |

## STFXI

### *CUP BRUSHES*

Suited for angle grinders. Paint and primer removal, roughing, light rust removal.

Stainless steel · M14 · Steel · Stainless steel · Aluminum · Cast Iron · Deburring · Surface Prep. · Paint stripping · Angle grinder

| Art. | Diameter ø | Thread | Wire | rpm max |
|---|---|---|---|---|
| STF060I | 60 mm | M14 | 0,3 mm | 12500 |
| STF080I | 80 mm | M14 | 0,3 mm | 11000 |
| STF100I | 100 mm | M14 | 0,3 mm | 8500 |
| STF120I | 120 mm | M14 | 0,3 mm | 6500 |

## SCFX

### *BEVEL BRUSHES*

Suited for angle grinders.

Steel · M14 · Steel · Aluminum · Cast Iron · Deburring · Surface Prep. · Paint stripping · Angle grinder

| Art. | Thread | Wire | rpm max | Diameter ø |
|---|---|---|---|---|
| SCF090 | M14 | 0,3 mm | 12500 | 90 mm |
| SCF120 | M14 | 0,3 mm | 12500 | 120 mm |
| SCF150 | M14 | 0,3 mm | 6500 | 150 mm |

## SCFXI

### *BEVEL BRUSHES*

Suited for angle grinders.

Stainless steel · M14 · Steel · Wood · Cast Iron · Deburring · Surface Prep. · Paint stripping · Angle grinder

| Art. | Thread | Wire | rpm max | Diameter ø |
|---|---|---|---|---|
| SCF090I | M14 | 0,3 mm | 125000 | 90 mm |
| SCF120I | M14 | 0,3 mm | 12500 | 120 mm |
| SCF150I | M14 | 0,3 mm | 6000 | 150 mm |

## SRRX

### *TWISTED KNOTS CIRCULAR BRUSHES*

Suited to clean welds and to remove paint, rust, encrustations and burrs. High operating speed.

Steel · Roughing · Steel · Aluminum · Cast Iron · Deburring · Surface Prep. · Paint stripping · Angle grinder

| Art. | Diameter ø | Hole | Wire | rpm max |
|---|---|---|---|---|
| SRR100 | 100 mm | 22 mm | 0,5 mm | 12500 |
| SRR150 | 150 mm | 22 mm | 0,5 mm | 9000 |
| SRR200 | 200 mm | 22 mm | 0,5 mm | 6000 |

## SRRX-M14

### *TWISTED KNOTS CIRCULAR BRUSHES*

Suited to clean welds and to remove paint, rust, encrustations and burrs. High operating speed.

Steel · M14 · Roughing · Steel · Cast Iron · Angle grinder

| Art. | Diameter ø | Thread | Wire | rpm max |
|---|---|---|---|---|
| SRR100/M14 | 100 mm | M14 | 0,5 mm | 12500 |
| SRR115/M14 | 115 mm | M14 | 0,5 mm | 12500 |
| SRR125/M14 | 125 mm | M14 | 0,5 mm | 11000 |

## STRX

### *TWISTED KNOTS CUP BRUSHES*

Suited to remove carbon, rust, paint and other contaminations.

Steel · M14 · Roughing · Steel · Cast Iron · Angle grinder

| Art. | Diameter ø | Thread | Wire | rpm max |
|---|---|---|---|---|
| STR065 | 65 mm | M14 | 0,5 mm | 12500 |
| STR075 | 75 mm | M14 | 0,5 mm | 8500 |
| STR080 | 80 mm | M14 | 0,5 mm | 8500 |
| STR100 | 100 mm | M14 | 0,5 mm | 8500 |
| STR120 | 120 mm | M14 | 0,5 mm | 6500 |

## STRXI

### *TWISTED KNOTS CUP BRUSHES*

Suited to remove carbon, rust, paint and other contaminations.

Stainless steel · M14 · Roughing · Steel · Stainless steel · Aluminum · Cast Iron · Angle grinder

| Art. | Diameter ø | Thread | Wire | rpm max |
|---|---|---|---|---|
| STR065I | 65 mm | M14 | 0,5 mm | 12500 |
| STR075I | 75 mm | M14 | 0,5 mm | 8500 |
| STR080I | 80 mm | M14 | 0,5 mm | 8500 |
| STR100I | 100 mm | M14 | 0,5 mm | 8500 |
| STR120I | 120 mm | M14 | 0,5 mm | 6500 |

## SCRX

### *TWISTED KNOTS BEVEL BRUSHES*

Suited to remove carbon, rust, paint and other contaminations. Tapered brush shaped to reach angles.

Steel · M14 · Roughing · Steel · Cast Iron · Angle grinder

| Art. | Diameter ø | Thread | Wire | rpm max |
|---|---|---|---|---|
| SCR100 | 100 mm | M14 | 0,5 mm | 12500 |
| SCR120 | 120 mm | M14 | 0,5 mm | 12500 |

## SCRXI

### *TWISTED KNOTS BEVEL BRUSHES*

Suited to remove carbon, rust, paint and other contaminations. Tapered brush shaped to reach angles.

Stainless steel · M14 · Roughing · Steel · Stainless steel · Aluminum · Cast Iron · Angle grinder

| Art. | Diameter ø | Thread | Wire | rpm max |
|---|---|---|---|---|
| SCR100I | 100 mm | M14 | 0,5 mm | 12500 |
| SCR120I | 120 mm | M14 | 0,5 mm | 12500 |

## SRGX

### *CIRCULAR BRUSHES WITH SHAFT*

Cleaning of light rust, paint, primer.

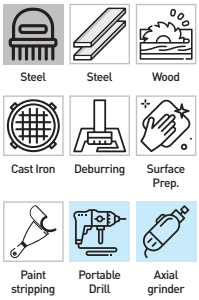

| Art. | Diameter ø | Thickness | Stem | Wire | rpm max |
|---|---|---|---|---|---|
| SRG030/05 | 30 mm | 5 mm | 6 mm | 0,3 mm | 4500 |
| SRG040/05 | 40 mm | 5 mm | 6 mm | 0,3 mm | 4500 |
| SRG050/06 | 50 mm | 6 mm | 6 mm | 0,3 mm | 4500 |
| SRG060/06 | 60 mm | 6 mm | 6 mm | 0,3 mm | 4500 |
| SRG070/08 | 70 mm | 8 mm | 6 mm | 0,3 mm | 4500 |
| SRG080/08 | 80 mm | 8 mm | 6 mm | 0,3 mm | 4500 |
| SRG100/10 | 100 mm | 10 mm | 6 mm | 0,3 mm | 4500 |
| SRG100/15 | 100 mm | 15 mm | 6 mm | 0,3 mm | 4500 |

## SRGXI

### *CIRCULAR BRUSHES WITH SHAFT*

Cleaning of light rust, paint, primer.



| Art. | Diameter ø | Thickness | Stem | Wire | rpm max |
|---|---|---|---|---|---|
| SRG030/05I | 30 mm | 5 mm | 6 mm | 0,3 mm | 4500 |
| SRG040/05I | 40 mm | 5 mm | 6 mm | 0,3 mm | 4500 |
| SRG050/06I | 50 mm | 6 mm | 6 mm | 0,3 mm | 4500 |
| SRG060/06I | 60 mm | 6 mm | 6 mm | 0,3 mm | 4500 |
| SRG070/08I | 70 mm | 8 mm | 6 mm | 0,3 mm | 4500 |
| SRG080/08I | 80 mm | 8 mm | 6 mm | 0,3 mm | 4500 |
| SRG100/10I | 100 mm | 10 mm | 6 mm | 0,3 mm | 4500 |
| SRG100/15I | 100 mm | 15 mm | 6 mm | 0,3 mm | 4500 |

## SNGX

### *NYLON BRUSHES ON SHAFT*

More flexible and resistant to breaking than steel wire. On metals it removes oxide and paint residues, scratching less and avoiding rust, on wood it prepares the surface.

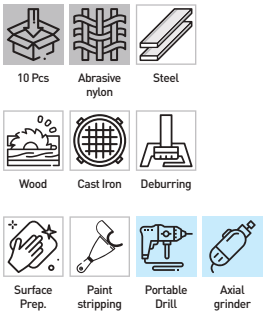

| Art. | Diameter ø | Stem | Grit | Colour | rpm max |
|---|---|---|---|---|---|
| SNG075/080R | 75 mm | 6 mm | 80 | Red | 4500 |
| SNG075/180B | 75 mm | 6 mm | 180 | Blue | 4500 |
| SNG100/080R | 100 mm | 6 mm | 80 | Red | 4500 |
| SNG100/180B | 100 mm | 6 mm | 180 | Blue | 4500 |

## SGR075

### *TWISTED KNOTS BRUSH WITH SHAFT*

Cleaning, removal of rust and weld seams.



| | |
|---|---|
| Diameter ø | 75 mm |
| Stem | 6 mm |
| Wire | 0,5 mm |
| rpm max | 12000 |

## SGR075I

### *TWISTED KNOTS BRUSH WITH SHAFT*

Cleaning, removal of rust and weld seams.

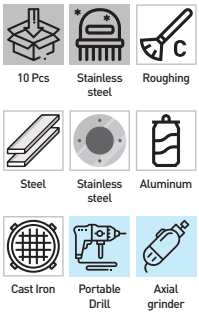

| | |
|---|---|
| Diameter ø | 75 mm |
| Stem | 6 mm |
| Wire | 0,5 mm |
| rpm max | 12000 |

## SCG090

### *BEVEL BRUSHES WITH SHAFT*

For light and medium rust and varnish removal and deburring.

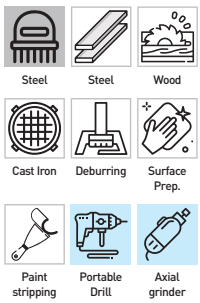

| | |
|---|---|
| Diameter ø | 90 mm |
| Stem | 6 mm |
| Wire | 0,3 mm |
| rpm max | 12500 |

## SCG090I

### *BEVEL BRUSHES WITH SHAFT*

For light and medium rust and varnish removal and deburring.

Stainless steel, Steel, Stainless steel, Aluminum, Cast Iron, Deburring, Surface Prep., Paint stripping, Portable Drill, Axial grinder

| | |
|---|---|
| Diameter ø | 90 mm |
| Stem | 6 mm |
| Wire | 0,3 mm |
| rpm max | 12500 |

## STGX

### *CUP BRUSHES WITH SHAFT*

Cup shape, to reach the bottoms and to work frontally.

Steel, Steel, Wood, Cast Iron, Deburring, Surface Prep., Paint stripping, Portable Drill, Axial grinder

| Art. | Diameter ø | Stem | Wire | rpm max |
|---|---|---|---|---|
| STG050 | 50 mm | 6 mm | 0,3 mm | 6500 |
| STG070 | 70 mm | 6 mm | 0,3 mm | 4500 |

## STGXI

### *CUP BRUSHES WITH SHAFT*

Cup shape, to reach the bottoms and to work frontally.

Stainless steel, Steel, Stainless steel, Aluminum, Cast Iron, Deburring, Surface Prep., Paint stripping, Portable Drill, Axial grinder

| Art. | Diameter ø | Stem | Wire | rpm max |
|---|---|---|---|---|
| STG050I | 50 mm | 6 mm | 0,3 mm | 6500 |
| STG070I | 70 mm | 6 mm | 0,3 mm | 4500 |

## SFGX

### *END BRUSHES*

Suited for hard-to-reach spots and frontal cleaning.

Steel, Steel, Wood, Cast Iron, Deburring, Surface Prep., Paint stripping, Portable Drill, Axial grinder

| Art. | Diameter ø | Stem | Wire | rpm max |
|---|---|---|---|---|
| SFG010 | 10 mm | 6 mm | 0,3 mm | 20000 |
| SFG015 | 15 mm | 6 mm | 0,3 mm | 20000 |
| SFG020 | 20 mm | 6 mm | 0,3 mm | 20000 |
| SFG025 | 25 mm | 6 mm | 0,3 mm | 20000 |
| SFG030 | 30 mm | 6 mm | 0,3 mm | 20000 |

## SFGXI

### *END BRUSHES*

Suited for hard-to-reach spots and frontal cleaning.

Stainless steel, Steel, Stainless steel, Aluminum, Cast Iron, Deburring, Surface Prep., Paint stripping, Portable Drill, Axial grinder

| Art. | Diameter ø | Stem | Wire | rpm max |
|---|---|---|---|---|
| SFG010I | 10 mm | 6 mm | 0,3 mm | 20000 |
| SFG015I | 15 mm | 6 mm | 0,3 mm | 20000 |
| SFG020I | 20 mm | 6 mm | 0,3 mm | 20000 |
| SFG025I | 25 mm | 6 mm | 0,3 mm | 20000 |
| SFG030I | 30 mm | 6 mm | 0,3 mm | 20000 |

## SFPX

### *TIP END BRUSHES*

Suited for hard-to-reach spots and frontal cleaning.

Steel, Steel, Wood, Cast Iron, Deburring, Surface Prep., Paint stripping, Portable Drill, Axial grinder

| Art. | Diameter ø | Stem | Wire | rpm max |
|---|---|---|---|---|
| SFP012 | 12 mm | 6 mm | 0,3 mm | 20000 |
| SFP024 | 24 mm | 6 mm | 0,3 mm | 20000 |

## SFPXI

### *TIP END BRUSHES*

Suited for hard-to-reach spots and frontal cleaning.

Stainless steel · Steel · Stainless steel · Aluminum · Cast Iron · Deburring · Surface Prep. · Paint stripping · Portable Drill · Axial grinder

| Art. | Diameter ø | Stem | Wire | rpm max |
|---|---|---|---|---|
| SFP012I | 12 mm | 6 mm | 0,3 mm | 20000 |
| SFP024I | 24 mm | 6 mm | 0,3 mm | 20000 |

## SFRX

### *TWISTED KNOTS END BRUSHES*

Suited for hard-to-reach spots and frontal cleaning.

Steel · Roughing · Steel · Wood · Cast Iron · Portable Drill · Axial grinder

| Art. | Diameter ø | Stem | Wire | rpm max |
|---|---|---|---|---|
| SFR019 | 19 mm | 6 mm | 0,5 mm | 20000 |
| SFR022 | 22 mm | 6 mm | 0,5 mm | 20000 |

## SFRXI

### *TWISTED KNOTS END BRUSHES*

Suited for hard-to-reach spots and frontal cleaning.

Stainless steel · Roughing · Steel · Stainless steel · Aluminum · Cast Iron · Portable Drill · Axial grinder

| Art. | Diameter ø | Stem | Wire | rpm max |
|---|---|---|---|---|
| SFR019I | 19 mm | 6 mm | 0,5 mm | 20000 |
| SFR022I | 22 mm | 6 mm | 0,5 mm | 20000 |

## 0331

### *WIRE BRUSH SET FOR AUTOMOTIVE AND WORKSHOP*

With extension and plastic handle.

Deburring · Surface Prep. · Paint stripping · Manual use

| | |
|---|---|
| Sizes | Ø 9 - 11 - 13 - 15 - 17 - 19 mm |
| Material | Nylon - Steel - Brass |

## SMC275

### *HAND BRUSHES*

For hand cleaning operations.

Steel · Steel · Wood · Cast Iron · Deburring · Surface Prep. · Paint stripping · Manual use

| | |
|---|---|
| Size | 275 mm |

## SMC275I

### *HAND BRUSHES*

For hand cleaning operations.

Stainless steel · Steel · Stainless steel · Aluminum · Cast Iron · Deburring · Surface Prep. · Paint stripping · Manual use

| | |
|---|---|
| Size | 275 mm |

# HOW TO READ THE LABEL ON THE DISCS

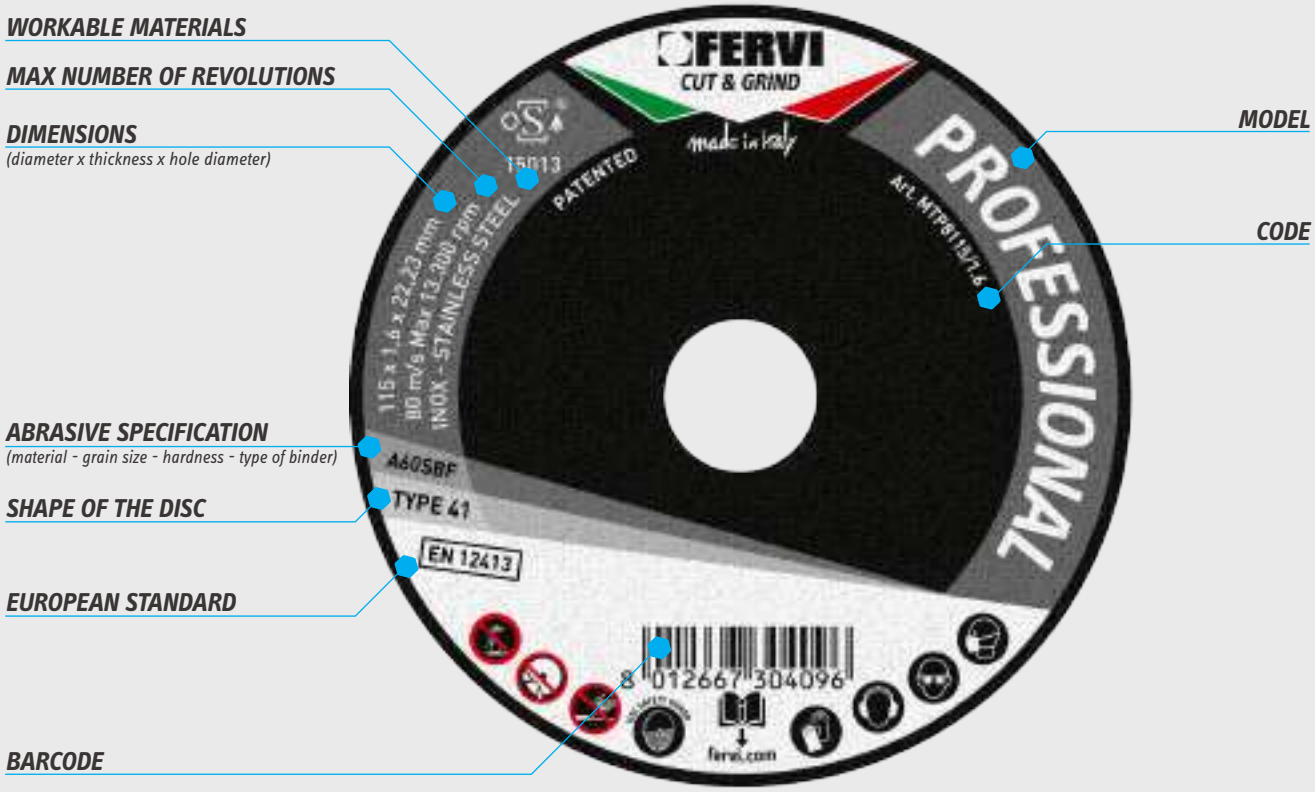


# HOW TO READ THE ABRASIVE SPECIFICATION

**A60SBF**

| A | 60 | S | BF |
|---|---|---|---|
| ABRASIVE TYPE | GRAIN | HARDNESS | BINDER |

## ABRASIVE TYPE

| Code | Type | Typical use |
|---|---|---|
| A | Aluminium oxide | Steel-Iron |
| Z | Zirconium | High-strength steels |
| B | Ceramic | Hard metals, fast cutting |

## HARDNESS

| Letter | Relative hardness | Recommended use |
|---|---|---|
| A-K | Very soft | Hardened steels |
| L-O | Soft | Common steel, iron |
| P-S | Medium | Mild steels, medium-thickness stainless steel |
| T-Z | Hard | Tough materials, aluminium, light alloys |

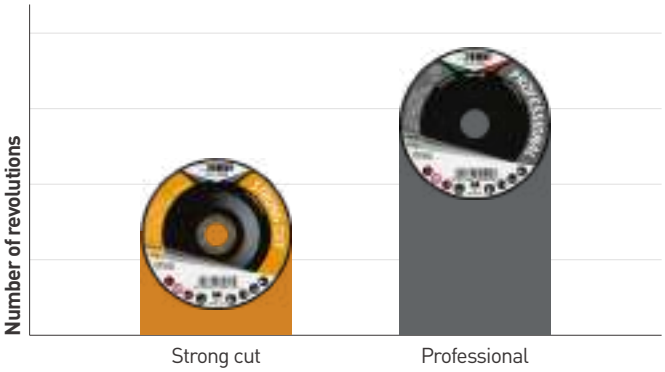


## BINDER TYPE

| Code | Description |
|---|---|
| "V" | Glass/ceramic binder |
| "B" | Organic resin-based binder |
| "BF" | Resin binder variant: resin (bakelite/resinoid) |
| "R" | Binder consisting of natural or synthetic rubber |
| "M" | Metal binder obtained from metal powders |
| "S" | Silicate-based binder (soda silicate) |
| "E" | Organic binder derived from natural resin (shellac) |
| "P bond" | Binder obtained by plating |

Our tests are carried out using a 1200W power tool cutting a 40 x 15 x 1.5 rectangular section tube in AISI 304 using 125 mm diameter discs with a nominal thickness of 1.0 mm, making all possible cuts with the disc until it reaches the end of its life.

## MTP8X

### *PROFESSIONAL CUTTING DISC*

For specific uses. Designed for professionals who need a large number of high quality cuts. They boast a helical rib conformation on both sides, which allows for a faster and colder cut. The ultimate evolution of thin cutting discs.

AlOx T41 EN 12413 made in italy

Corundum | Steel | Cut | Angle grinder

| Art. | Dimensions | Specification | Pack |
|---|---|---|---|
| MTP8115/1.0 | 115 x 1,0 x 22 mm | A60S | 25 |
| MTP8115/1.3 | 115 x 1,3 x 22 mm | A60S | 25 |
| MTP8115/1.6 | 115 x 1,6 x 22 mm | A60S | 25 |
| MTP8125/1.0 | 125 x 1,0 x 22 mm | A60S | 25 |
| MTP8125/1.3 | 125 x 1,3 x 22 mm | A60S | 25 |
| MTP8230/2.0 | 230 x 2,0 x 22 mm | A60S | 25 |
| MTP8125/1.6 | 125 x 1,6 x 22 mm | A60S | 25 |

## MTP4X

### *STRONG CUT CUTTING DISC*

For general use. Designed for hobbyists, artisans and small businesses. Ideal on both steel and stainless steel. Excellent value for money.

AlOx T41 EN 12413

Corundum | Steel | Stainless steel | Cast Iron | Cut | Angle grinder

| Art. | Dimensions | Specification | Pack |
|---|---|---|---|
| MTP4075/1.5 | 75 x 1,5 x 9,53 mm | A60TBF | 100 |
| MTP4115/1.0 | 115 x 1,0 x 22 mm | A60TBF | 50 |
| MTP4115/1.3 | 115 x 1,3 x 22 mm | A60TBF | 50 |
| MTP4115/1.6 | 115 x 1,6 x 22 mm | A46TBF | 50 |
| MTP4125/1.0 | 125 x 1,0 x 22 mm | A60TBF | 50 |
| MTP4125/1.3 | 125 x 1,3 x 22 mm | A60TBF | 50 |
| MTP4125/1.6 | 125 x 1,6 x 22 mm | A46TBF | 50 |
| MTP4230/2.0 | 230 x 2,0 x 22 mm | A46TBF | 25 |
| MTP4350/3.0 | 350 x 3,0 x 22 mm | A30SBF | 10 |

## MTD4X

### *STRONG CUT CUTTING DISC*

For general use. Designed for hobbyists, artisans and small businesses. Ideal on both steel and stainless steel. Excellent value for money.

AlOx T42 EN 12413

Corundum | Steel | Stainless steel | Cast Iron | Cut | Angle grinder

| Art. | Dimensions | Specification | Pack |
|---|---|---|---|
| MTD4115/3.0 | 115 x 3,0 x 22 mm | A30SBF | 50 |
| MTD4125/3.0 | 125 x 3,0 x 22 mm | A30SBF | 50 |
| MTD4180/3.0 | 180 x 3,0 x 22 mm | A30SBF | 25 |
| MTD4230/3.0 | 230 x 3,0 x 22 mm | A30SBF | 25 |

## MTP9X

### *INOX CUTTING DISC*

For specific uses. Designed for stainless steel professionals who require a large number of high quality cuts. They boast a helical rib conformation on both sides that allows for a faster and colder cut.

AlOx T41 EN 12413 made in italy

Corundum · Stainless steel · Cut · Angle grinder

| Art. | Dimensions | Specification | Pack |
|---|---|---|---|
| MTP9115/1.0 | 115 x 1,0 x 22 mm | A60SX | 25 |
| MTP9115/1.3 | 115 x 1,3 x 22 mm | A60SX | 25 |
| MTP9115/1.6 | 115 x 1,6 x 22 mm | A60SX | 25 |
| MTP9125/1.6 | 125 x 1,6 x 22 mm | A60SX | 25 |
| MTP9230/2.0 | 230 x 2,0 x 22 mm | A60SX | 25 |

## MTD7X

### *PROFESSIONAL CUTTING DISC FOR ALUMINIUM*

For specific uses. Designed for aluminum professionals and window fabricators. Ideal on aluminum extrusions, in light alloy foundries and a large number of high quality cuts are required. Long life and constant performance thanks to the addition of specific anti-clogging additives.

AlOx T42 EN 12413 made in italy

Corundum · Aluminum · Cut · Angle grinder

| Art. | Dimensions | Specification | Pack |
|---|---|---|---|
| MTD7230/3.2 | 230 x 3,2 x 22 mm | A-30-36-QAL | 25 |

## MSD8X

### *PROFESSIONAL GRINDING DISC*

For specific uses. Designed for professionals who need high removal capacity and fatigue resistance. Ideal on plates with calamine, for removing important beads and burrs.

AlOx T27 EN 12413 made in italy

Corundum · Steel · Deburring · 0 - 15° · Angle grinder

| Art. | Dimensions | Specification | Pack |
|---|---|---|---|
| MSD8115/6.5 | 115 x 6,5 x 22 mm | A-Q | 25 |
| MSD8125/6.5 | 125 x 6,5 x 22 mm | A-Q | 25 |
| MSD8230/7.0 | 230 x 7,0 x 22 mm | A-Q | 25 |

## MSD4X

### *STRONG CUT GRINDING DISC*

For general use. Designed for hobbyists, artisans and small businesses. Ideal on both steel and stainless steel. Excellent value for money.

AlOx T27 EN 12413

Corundum · Steel · Stainless steel · Cast Iron · Deburring · 0 - 15° · Angle grinder

| Art. | Dimensions | Specification | Pack |
|---|---|---|---|
| MSD4115/6.0 | 115 x 6,0 x 22 mm | A24RBF | 25 |
| MSD4125/6.0 | 125 x 6,0 x 22 mm | A24RBF | 25 |
| MSD4230/6.0 | 230 x 6,0 x 22 mm | A24RBF | 15 |

## M16X

### GRINDING WHEELS

Pink corundum.

AlOx
Corundum

| Art. | Dimensions | Specifications |
|---|---|---|
| M159 | Ø 100 x 4,5 x 10 mm | GR80 |
| M160 | Ø 100 x 3,2 x 10 mm | GR80 |
| M163 | Ø 145 x 3,2 x 22,3 mm | GR 80 |
| M162 | Ø 145 x 4,7 x 22,3 mm | GR80 |

## MV1X

NEW

### SILICON CARBIDE GRINDING WHEEL

For high cutting and finishing, for alloy tool sharpening, equipped with concentric reducers to adapt to all stationary machines.

SiC
Silicon carbide

Aluminum

HM

Fixed grinder

| Art. | Dimensions | Grit | Max speed | Adapters |
|---|---|---|---|---|
| MV11/80 | 150 x 20 x 32 mm | 80 | 4500 rpm \| 35 m/s | 12,7 - 16 - 20 - 25 mm |
| MV12/80 | 200 x 20 x 32 mm | 80 | 3350 rpm \| 35 m/s | 12,7 - 16 - 20 - 25 mm |
| MV13/80 | 200 x 25 x 32 mm | 80 | 3350 rpm \| 35 m/s | 12,7 - 16 - 20 - 25 mm |
| MV14/80 | 250 x 25 x 32 mm | 80 | 2650 rpm \| 35 m/s | 12,7 - 16 - 20 - 25 mm |

## MG1X

NEW

### GREY CORUNDUM GRINDING WHEEL

For tought hard steels grinding, equipped with concentric reducers to adapt to all stationary machines.

AlOx
Corundum

Roughing

Steel

Stainless steel

Deburring

Fixed grinder

| Art. | Dimensions | Grit | Max speed | Adapters |
|---|---|---|---|---|
| MG11/36 | 150 x 20 x 32 mm | 36 | 4500 rpm \| 35 m/s | 12,7 - 16 - 20 - 25 mm |
| MG11/46 | 150 x 20 x 32 mm | 46 | 4500 rpm \| 35 m/s | 12,7 - 16 - 20 - 25 mm |
| MG11/60 | 150 x 20 x 32 mm | 60 | 4500 rpm \| 35 m/s | 12,7 - 16 - 20 - 25 mm |
| MG11/80 | 150 x 20 x 32 mm | 80 | 4500 rpm \| 35 m/s | 12,7 - 16 - 20 - 25 mm |
| MG12/36 | 200 x 20 x 32 mm | 36 | 3350 rpm \| 35 m/s | 12,7 - 16 - 20 - 25 mm |
| MG12/46 | 200 x 20 x 32 mm | 46 | 3350 rpm \| 35 m/s | 12,7 - 16 - 20 - 25 mm |
| MG12/60 | 200 x 20 x 32 mm | 60 | 3350 rpm \| 35 m/s | 12,7 - 16 - 20 - 25 mm |
| MG12/80 | 200 x 20 x 32 mm | 80 | 3350 rpm \| 35 m/s | 12,7 - 16 - 20 - 25 mm |
| MG13/36 | 200 x 25 x 32 mm | 36 | 3350 rpm \| 35 m/s | 12,7 - 16 - 20 - 25 mm |
| MG13/46 | 200 x 25 x 32 mm | 46 | 3350 rpm \| 35 m/s | 12,7 - 16 - 20 - 25 mm |
| MG13/60 | 200 x 25 x 32 mm | 60 | 3350 rpm \| 35 m/s | 12,7 - 16 - 20 - 25 mm |
| MG13/80 | 200 x 25 x 32 mm | 80 | 3350 rpm \| 35 m/s | 12,7 - 16 - 20 - 25 mm |
| MG14/36 | 250 x 25 x 32 mm | 36 | 3350 rpm \| 35 m/s | 12,7 - 16 - 20 - 25 mm |
| MG14/46 | 250 x 25 x 32 mm | 46 | 2650 rpm \| 35 m/s | 12,7 - 16 - 20 - 25 mm |
| MG14/60 | 250 x 25 x 32 mm | 60 | 2650 rpm \| 35 m/s | 12,7 - 16 - 20 - 25 mm |
| MG14/80 | 250 x 25 x 32 mm | 80 | 2650 rpm \| 35 m/s | 12,7 - 16 - 20 - 25 mm |
| MG16/80 | 200 x 40 x 20 mm | 80 | 3350 rpm \| 35 m/s | - |

## MB1X

NEW

### WHITE CORUNDUM GRINDING WHEEL

For steel finishing, equipped with concentric reducers to adapt to all stationary machines.

AlOx
Corundum

Finishing

Steel

Stainless steel

HSS

Deburring

Fixed grinder

| Art. | Dimensions | Grit | Max speed | Adapters |
|---|---|---|---|---|
| MB11/60 | 150 x 20 x 32 mm | 60 | 4500 rpm \| 35 m/s | 12,7 - 16 - 20 - 25 mm |
| MB12/60 | 200 x 20 x 32 mm | 60 | 3350 rpm \| 35 m/s | 12,7 - 16 - 20 - 25 mm |
| MB13/60 | 200 x 25 x 32 mm | 60 | 3350 rpm \| 35 m/s | 12,7 - 16 - 20 - 25 mm |
| MB14/60 | 250 x 25 x 32 mm | 60 | 2650 rpm \| 35 m/s | 12,7 - 16 - 20 - 25 mm |

## MCGXA

### *VITRIFIED MOUNTED POINTS*

Cylindrical shape "A" suited for grinding and finishing small or hard to reach surfaces: unhardened steels, alloyed steels, cast iron.

AlOx Corundum · Finishing · Roughing · Steel · Cast Iron · Deburring · Axial grinder

| Art. | Size | Stem | rpm max | Grit | Pack |
|---|---|---|---|---|---|
| MCG0306/03A | Ø 3 x 6 mm | 3 mm | 50000 | 80 | 25 |
| MCG0408/03A | Ø 4 x 8 mm | 3 mm | 50000 | 80 | 25 |
| MCG0510/03A | Ø 5 x 10 mm | 3 mm | 50000 | 80 | 25 |
| MCG0610/03A | Ø 6 x 10 mm | 3 mm | 47750 | 80 | 25 |
| MCG0610/06A | Ø 6 x 10 mm | 6 mm | 47750 | 80 | 25 |
| MCG0810/03A | Ø 8 x 10 mm | 3 mm | 38590 | 80 | 25 |
| MCG0810/06A | Ø 8 x 10 mm | 6 mm | 38590 | 80 | 25 |
| MCG1010/03A | Ø 10 x 10 mm | 3 mm | 28640 | 60 | 25 |
| MCG1010/06A | Ø 10 x 10 mm | 6 mm | 28640 | 60 | 25 |
| MCG1020/06A | Ø 10 x 20 mm | 6 mm | 28640 | 60 | 25 |

| Art. | Size | Stem | rpm max | Grit | Pack |
|---|---|---|---|---|---|
| MCG1520/06A | Ø 15 x 20 mm | 6 mm | 19000 | 46 | 25 |
| MCG1530/06A | Ø 15 x 30 mm | 6 mm | 19000 | 46 | 25 |
| MCG2020/06A | Ø 20 x 20 mm | 6 mm | 14320 | 46 | 25 |
| MCG2025/06A | Ø 20 x 25 mm | 6 mm | 14320 | 46 | 25 |
| MCG2030/06A | Ø 20 x 30 mm | 6 mm | 14320 | 46 | 25 |
| MCG2525/06A | Ø 25 x 25 mm | 6 mm | 11460 | 46 | 25 |
| MCG3030/06A | Ø 30 x 30 mm | 6 mm | 9540 | 46 | 25 |
| MCG4020/06A | Ø 40 x 20 mm | 6 mm | 7150 | 36/46 | 25 |
| MCG4040/06A | Ø 40 x 40 mm | 6 mm | 7150 | 36/46 | 25 |
| MCG5010/06A | Ø 50 x 10 mm | 6 mm | 5750 | 46 | 25 |

## MCGXC

### *VITRIFIED MOUNTED POINTS*

Conical shape "C" suited for grinding and finishing small or hard to reach surfaces: unhardened steels, alloyed steels, cast iron.

AlOx Corundum · Finishing · Roughing · Steel · Cast Iron · Deburring · Axial grinder

| Art. | Size | Stem | rpm max | Pack |
|---|---|---|---|---|
| MCG1020/06C | Ø 10 x 20 mm | 6 mm | 28640 | 25 |
| MCG1520/06C | Ø 15 x 20 mm | 6 mm | 19000 | 25 |
| MCG1540/06C | Ø 15 x 40 mm | 6 mm | 19000 | 25 |
| MCG2030/06C | Ø 20 x 30 mm | 6 mm | 14320 | 25 |
| MCG2540/06C | Ø 25 x 40 mm | 6 mm | 11460 | 25 |
| MCG3040/06C | Ø 30 x 40 mm | 6 mm | 9540 | 25 |

## MCGXS

### *VITRIFIED MOUNTED POINTS*

Spherical shape "S" suited for grinding and finishing small or hard to reach surfaces: unhardened steels, alloyed steels, cast iron.

AlOx Corundum · Finishing · Roughing · Steel · Cast Iron · Deburring · Axial grinder

| Art. | Size | Stem | rpm max | Pack |
|---|---|---|---|---|
| MCG10/06S | Ø 10 mm | 6 mm | 28640 | 25 |
| MCG15/06S | Ø 15 mm | 6 mm | 19000 | 25 |
| MCG20/06S | Ø 20 mm | 6 mm | 14320 | 25 |
| MCG25/06S | Ø 25 mm | 6 mm | 11640 | 25 |
| MCG30/06S | Ø 30 mm | 6 mm | 9540 | 25 |

## MCG2050/06G

### *VITRIFIED MOUNTED POINTS*

Ogive shape "G" suited for grinding and finishing small or hard to reach surfaces: unhardened steels, alloyed steels, cast iron.

AlOx Corundum · Finishing · Roughing · Steel · Cast Iron · Deburring · Axial grinder

| | |
|---|---|
| Size | Ø 20 x 50 mm |
| Stem | 6 mm |
| rpm max | 14320 |
| Pack | 25 |

## MBGXA

### *RESINOID BAKELITE POINTS*

Conical shape "C" suited for grinding and finishing small or hard to reach surfaces: unhardened steels, alloyed steels, cast iron.

Bakelite · Finishing · Roughing · Steel · Cast Iron · Deburring · Axial grinder

| Art. | Size | Stem |
|---|---|---|
| MBG1030/06A | Ø 10 x 30 mm | 6 mm |
| MBG1530/06A | Ø 15 x 30 mm | 6 mm |
| MBG2020/06A | Ø 20 x 20 mm | 6 mm |
| MBG2030/06A | Ø 20 x 30 mm | 6 mm |
| MBG2040/06A | Ø 20 x 40 mm | 6 mm |
| MBG2525/06A | Ø 25 x 25 mm | 6 mm |

| Art. | Size | Stem |
|---|---|---|
| MBG2535/06A | Ø 25 x 35 mm | 6 mm |
| MBG3010/06A | Ø 30 x 10 mm | 6 mm |
| MBG3030/06A | Ø 30 x 30 mm | 6 mm |
| MBG4020/06A | Ø 40 x 20 mm | 6 mm |
| MBG4035/06A | Ø 40 x 35 mm | 6 mm |
| MBG5010/06A | Ø 50 x 10 mm | 6 mm |

## MBGXC

### *RESINOID BAKELITE POINTS*

Conical shape "C" suited for grinding and finishing small or hard to reach surfaces: unhardened steels, alloyed steels, cast iron.

Bakelite | Finishing | Roughing | Steel | Cast Iron | Deburring | Axial grinder

| Art. | Size | Stem |
|---|---|---|
| MBG1540/06C | Ø 15 x 40 mm | 6 mm |
| MBG2040/06C | Ø 20 x 40 mm | 6 mm |
| MBG2535/06C | Ø 25 x 35 mm | 6 mm |

## 0163

### *MOUNTED GRINDING SET*

10 Pcs

| | |
|---|---|
| Stem | Ø 3 - 6 mm |

## 0816

### *SHARPENING STONE (SILICON CARBIDE)*

SiC

Silicon carbide

| | |
|---|---|
| Dimensions | 200 x 50 x 25h mm |

## 0817

### *SHARPENING STONE (ALUMINUM OXIDE)*

AlOx

Corundum

| | |
|---|---|
| Dimensions | 200 x 50 x 25h mm |

## D100

### *PEN TYPE DIAMOND DRESSER*

Natural type.

Diamond

| | |
|---|---|
| Stem | Ø 10 mm |
| Length | 48 mm |
| Carats | 1 |

## D100/S

### *PEN TYPE DIAMOND DRESSER*

Sintetic type.

Diamond

| | |
|---|---|
| Stem | Ø 10 mm |
| Length | 48 mm |
| Carats | 1 |

## D045-

### *DIAMOND SAW BLADES CONTINUOUS RIM*

General use, for cutting: marble, tiles, ceramics - wet applications.

Diamond | T41 | EN 12413 | Bricks | Concrete | Stones | Ceramic | Granite | Marble | Cut | Water | Angle grinder

| Art. | Diameter | Hole | Diamond height | Cut thickness | rpm max |
|---|---|---|---|---|---|
| D045/115 | Ø 115 mm | Ø 22,2 mm | 5 mm | 2 mm | 13300 |
| D045/180 | Ø 180 mm | Ø 22,2 mm | 5 mm | 2,4 mm | 8500 |
| D045/230 | Ø 230 mm | Ø 22,2 mm | 5 mm | 2,8 mm | 6600 |

## D070-

### *PROFESSIONAL DIAMOND SAW BLADES FOR PORCELAIN GRES, TILES, HARD CERAMICS*

Specialized for cutting porcelain gres, klinker, travertine, tiles, clay tiles, ceramics, marble dry and wet applications.

T41 EN 12413

Diamond, Ceramic, Marble, Stoneware, Cut, Water, Dry, Angle grinder

| Art. | Diameter | Hole | Diamond height | Cut thickness | rpm max |
|---|---|---|---|---|---|
| D070/115 | Ø 115 mm | Ø 22,2 mm | 10 mm | 1,3 mm | 13300 |
| D070/180 | Ø 180 mm | Ø 22,2 mm | 10 mm | 1,6 mm | 8500 |
| D070/230 | Ø 230 mm | Ø 22,2 mm | 10 mm | 2,0 mm | 6600 |

## D060-

### *PROFESSIONAL VENTILATED DIAMOND DISCS*

Long life, for cutting concrete, marble, tiles, stone dry and wet applications.

T41 EN 12413

Diamond, Bricks, Concrete, Stones, Ceramic, Granite, Marble, Cut, Water, Dry, Angle grinder

| Art. | Diameter | Hole | Diamond height | Cut thickness | rpm max |
|---|---|---|---|---|---|
| D060/115 | Ø 115 mm | Ø 22,2 mm | 10 mm | 1,4 mm | 13300 |
| D060/180 | Ø 180 mm | Ø 22,2 mm | 10 mm | 1,8 mm | 8500 |
| D060/230 | Ø 230 mm | Ø 22,2 mm | 10 mm | 2,4 mm | 6600 |

## D059-

### *VENTILATED DIAMOND SAW BLADES*

General use, for cutting: concrete, marble, tiles, stone dry and wet applications.

T41 EN 12413

Diamond, Bricks, Concrete, Stones, Ceramic, Granite, Marble, Cut, Water, Dry, Angle grinder

| Art. | Diameter | Hole | Diamond height | Cut thickness | rpm max |
|---|---|---|---|---|---|
| D059/115 | Ø 115 mm | Ø 22,2 mm | 7 mm | 2 mm | 13300 |
| D059/180 | Ø 180 mm | Ø 22,2 mm | 7 mm | 2,4 mm | 8500 |
| D059/230 | Ø 230 mm | Ø 22,2 mm | 7 mm | 2,8 mm | 6600 |

## D055-

### *PROFESSIONAL SEGMENTED VENTILATED DIAMOND DISCS*

Long life, for cutting concrete, marble, stone dry application.

T41 EN 12413

Diamond, Bricks, Concrete, Stones, Granite, Marble, Cut, Dry, Angle grinder

| Art. | Diameter | Hole | Diamond height | Segments | Cut thickness | rpm max |
|---|---|---|---|---|---|---|
| D055/115 | Ø 115 mm | Ø 22,2 mm | 10 mm | 9 | 1,9 mm | 13300 |
| D055/180 | Ø 180 mm | Ø 22,2 mm | 10 mm | 14 | 2,2 mm | 8500 |
| D055/230 | Ø 230 mm | Ø 22,2 mm | 10 mm | 18 | 2,6 mm | 6600 |

## D054-

### *SEGMENTED VENTILATED DIAMOND DISCS*

General use, for cutting concrete, marble, stone dry application.

T41 | EN 12413

Diamond | Bricks | Concrete | Stones | Granite | Marble | Cut | Dry | Angle grinder

| Art. | Diameter | Hole | Diamond height | Segments | Cut thickness | rpm max |
|---|---|---|---|---|---|---|
| D054/115 | Ø 115 mm | Ø 22,2 mm | 7 mm | 9 | 2 mm | 13300 |
| D054/180 | Ø 180 mm | Ø 22,2 mm | 7 mm | 14 | 2,4 mm | 8500 |
| D054/230 | Ø 230 mm | Ø 22,2 mm | 7 mm | 18 | 2,8 mm | 6600 |

## 0350

### *SUPER TURBO DIAMOND BLADE*

T41 | EN 12413

Diamond | Bricks | Concrete | Stones | Granite | Marble | Cut | Water | Dry | Angle grinder

| | |
|---|---|
| Dimensions | Ø 230 mm |
| Hole | Ø 22,2 mm |

## 0709

### *SUPER TURBO DIAMOND BLADE*

T41 | EN 12413

Diamond | Bricks | Concrete | Stones | Granite | Marble | Cut | Water | Dry | Angle grinder

| | |
|---|---|
| Dimensions | Ø 115 mm |
| Hole | Ø 22,2 mm |

## 0833

### *TURBO POLISHING DIAMOND CUP WHEEL FOR GRANITE AND STONE*

T27 | EN 12413

Diamond | Stones | Granite | Deburring | 0 - 15° | Water | Dry | Angle grinder

| | |
|---|---|
| Dimensions | Ø 100 mm |
| Hole | Ø 22,2 mm |

## D040-

### *DIAMOND CUP WHEEL*

General use, for porcelain gres, klinker, travertine, tiles, clay tiles, ceramics, marble dry and wet applications.

T27 | EN 12413

Diamond | Ceramic | Marble | Stoneware | Deburring | 0 - 15° | Water | Dry | Angle grinder

| Art. | Diameter | Hole | Segments | rpm max |
|---|---|---|---|---|
| D040/115 | Ø 115 mm | Ø 22,2 mm | 8 + 8 | 13300 |
| D040/180 | Ø 180 mm | Ø 22,2 mm | 14 + 14 | 8500 |

FERVI
FERVI
FERVI
FERVI
FERVI
FERVI
FERVI

## WORKSHOP FURNITURE


p. 329 Modular furnishings
p. 337 Workbenches
p. 338 Cabinets
p. 343 Tool rolling cabinets
p. 346 Tool boxes


## BENCH VICES, CLAMPS AND ANVILS


p. 354 Bench vices
p. 357 Vices
p. 358 Anvils


## MACHINERY FOR FINISHING


p. 362 Sandblast cabinets
p. 369 Cleaning tanks
p. 372 Vacuum cleaners wet and dry
p. 375 Marking


## PRESSES AND HYDRAULIC PUMPS


p. 379 Hydraulic presses
p. 382 Manual presses
p. 383 Hydraulic pump units


## CAR AND MOTORCYCLE WORKSHOP


p. 385 Trolley jacks and stands
p. 387 Hydraulic cranes and engine stands
p. 389 Oil collecting units
p. 390 Winches
p. 391 Motorcycle and quad lifts
p. 393 Trolleys


## LIFTING AND HANDLING


p. 394 Hydraulic jacks
p. 395 Trolleys
p. 398 Cable hoists
p. 399 Lifting accessories
p. 402 Winches and tensioners
p. 403 Pallet handling

## THE OPTIMAL SOLUTION TO FURNISH YOUR WORKSHOP, YOUR GARAGE OR YOUR RACING CORNER

CHOOSE FROM THE COMPOSITIONS CREATED FOR YOU BY FERVI OR CONFIGURE YOUR MODULAR AND SELF-SUPPORTING WORKSHOP FURNITURE ACCORDING TO YOUR NEEDS

**A007/07**
***PANELS CONNECTOR***
NECESSARY TO CONNECT THE MODULES

**A007/01**
***WALL CABINET***
TO FIX ON THE HANGER PANEL

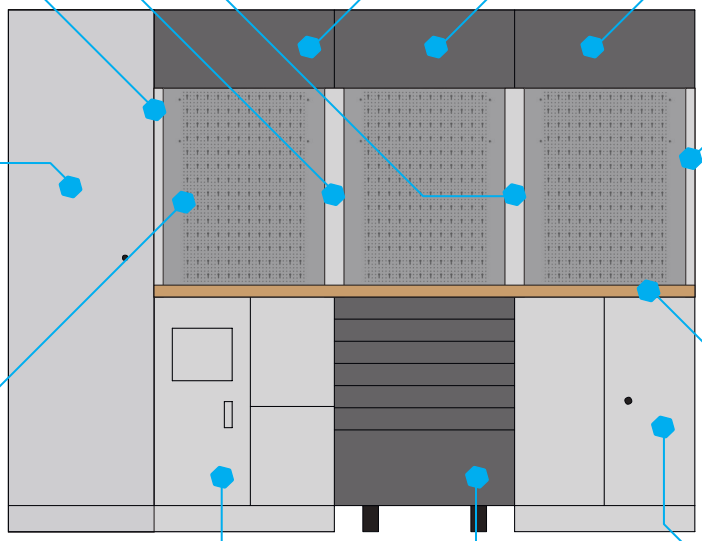

**A007/02**
***TALL CABINET***
WITH 3 SHELVES

**A007/11**
***HALF PANEL CONNECTOR***
TO END THE CONFIGURATION WITHOUT THE CABINET

**A007/09**
***WORK PLATES***
AVAILABLE IN 3 MEASUREMENTS AND 2 MATERIALS

**A007/10**
***HANGING PANEL***

*EXAMPLE OF CONGIFURATION WITH THREE MODULES WITH CABINET*

**A007/06**
***MULTIFUNCTION CABINET***

**A007/16**
***ROLLING CABINET***
WITH 7 DRAWERS ON BALL BEARING SLIDE

**A007/03**
***DOOR CABINET***
IT MUST BE INSERTED IN THE CENTRAL SPACE OF A 3-MODULE PLAN

## A007A

### *WORKSHOP MODULAR FURNITURES*

The optimal solution to furnish your workshop, your garage or your racing corner.

- 4 WALL CABINET WITH SPRING GAS [A007/01]
- 2 TALL CABINETS WITH 3 SHELVES [A007/02]
- 1 DOOR CABINET WITH ONE SHELF [A007/03]
- 1 TOOL CABINET WITH 4 DRAWERS ON BALL BEARING SLIDE [A007/04]
- 2 TOOL CABINETS WITH 5 DRAWERS ON BALL BEARING SLIDES [A007/05]
- 5 PANELS CONNECTORS [A007/07]
- 2 WOOD PLATES [A007/08]
- 4 HANGING PANELS [A007/10]

| | |
|---|---|
| **Dimensions** | 3920 x 498 x 2000h mm |
| **Worktop depth** | 460 mm |

**A008A**

***WITH STAINLESS STEEL PLATES***

## A007B

### *WORKSHOP MODULAR FURNITURES*

The optimal solution to furnish your workshop, your garage or your racing corner.

- 4 WALL CABINET WITH SPRING GAS [A007/01]
- 2 TALL CABINETS WITH 3 SHELVES [A007/02]
- 1 DOOR CABINET WITH ONE SHELF [A007/03]
- 2 TOOL CABINETS WITH 5 DRAWERS ON BALL BEARING SLIDES [A007/05]
- 1 MULTIFUNCTION CABINET [A007/06]
- 5 PANELS CONNECTORS [A007/07]
- 2 WOOD PLATES [A007/08]
- 4 HANGING PANELS [A007/10]

| | |
|---|---|
| **Dimensions** | 3920 x 498 x 2000h mm |
| **Worktop depth** | 460 mm |

**A008B**

***WITH STAINLESS STEEL PLATES***

## A007C

### *WORKSHOP MODULAR FURNITURES*

The optimal solution to furnish your workshop, your garage or your racing corner.

- 2 WALL CABINET WITH SPRING GAS [A007/01]
- 1 TALL CABINET WITH 3 SHELVES [A007/02]
- 1 DOOR CABINET WITH ONE SHELF [A007/03]
- 1 TOOL CABINETS WITH 5 DRAWERS ON BALL BEARING SLIDES [A007/05]
- 2 HANGING PANELS [A007/10] 2 PANELS CONNECTORS [A007/07]
- 1 WOOD PLATE [A007/08]
- 2 HANGING PANELS [A007/10]
- 1 HALF PANEL CONNECTOR [A007/11]

| | |
|---|---|
| **Dimensions** | 1960 x 498 x 2000h mm |
| **Worktop depth** | 460 mm |

**A008C**

***WITH STAINLESS STEEL PLATES***

## A007D

### *WORKSHOP MODULAR FURNITURES*

The optimal solution to furnish your workshop, your garage or your racing corner.

- 3 WALL CABINET WITH SPRING GAS [A007/01]
- 1 TALL CABINET WITH 3 SHELVES [A007/02]
- 1 DOOR CABINET WITH ONE SHELF [A007/03]
- 1 TOOL CABINET WITH 4 DRAWERS ON BALL BEARING SLIDE [A007/04]
- 1 TOOL CABINETS WITH 5 DRAWERS ON BALL BEARING SLIDES [A007/05]
- 3 PANELS CONNECTORS [A007/07]
- 1 WOOD PLATE [A007/09]
- 3 HANGING PANELS [A007/10]
- 1 HALF PANEL CONNECTOR [A007/11]

| | |
|---|---|
| **Dimensions** | 2640 x 498 x 2000h mm |
| **Worktop depth** | 460 mm |

**A008D**

***WITH STAINLESS STEEL PLATES***

## A007E

### *WORKSHOP MODULAR FURNITURES*

The optimal solution to furnish your workshop, your garage or your racing corner.

- 3 WALL CABINET WITH SPRING GAS [A007/01]
- 1 TALL CABINET WITH 3 SHELVES [A007/02]
- 1 DOOR CABINET WITH ONE SHELF [A007/03]
- 1 MULTIFUNCTION CABINET [A007/06]
- 3 PANELS CONNECTORS [A007/07]
- 1 WOOD PLATE [A007/09]
- 3 HANGING PANELS [A007/10]
- 1 ROLLING CABINET WITH 7 DRAWERS ON BALL BEARING SLIDE [A007/16]

| | |
|---|---|
| **Dimensions** | 2640 x 498 x 2000h mm |
| **Worktop depth** | 460 mm |

**A008E**

***WITH STAINLESS STEEL PLATES***

## A007F

### *CORNER FOR WORKSHOP MODULAR FURNITURES*

The optimal solution to furnish your workshop, your garage or your racing corner.

- 2 PANELS CONNECTORS [A007/07]
- 2 HALF PANEL CONNECTORS [A007/11]
- 2 CORNER HANGING PANELS [A007/12]
- 1 CORNER CABINET [A007/13]
- 1 CORNER WOOD PLATE [A007/14]
- 1 CORNER DOOR CABINET [A007/15]

| | |
|---|---|
| **Dimensions** | 864 x 864 x 2000h mm |
| **Worktop depth** | 460 mm |

**A008F**

***WITH STAINLESS STEEL PLATES***

## A007G

### *WORKSHOP MODULAR FURNITURES*

The optimal solution to furnish your workshop, your garage or your racing corner.

- 3 WALL CABINET WITH SPRING GAS [A007/01]
- 1 TALL CABINET WITH 3 SHELVES [A007/02]
- 1 DOOR CABINET WITH ONE SHELF [A007/03]
- 1 MULTIFUNCTION CABINET [A007/06]
- 3 PANELS CONNECTORS [A007/07]
- 1 WOOD PLATE [A007/09]
- 3 HANGING PANELS [A007/10]
- 1 HALF PANEL CONNECTOR [A007/11]
- 1 TOOL CABINETS WITH 7 DRAWERS ON BALL BEARING SLIDES [A007/1]

| | |
|---|---|
| **Dimensions** | 2640 x 498 x 2000h mm |
| **Worktop depth** | 460 mm |

**A008G**

***WITH STAINLESS STEEL PLATES***

## A007H

### *WORKSHOP MODULAR FURNITURES*

The optimal solution to furnish your workshop, your garage or your racing corner.

- 5 WALL CABINET WITH SPRING GAS [A007/01]
- 1 TALL CABINETS WITH 3 SHELVES [A007/02]
- 1 DOOR CABINET WITH ONE SHELF [A007/03]
- 1 TOOL CABINET WITH 4 DRAWERS ON BALL BEARING SLIDE [A007/04]
- 1 TOOL CABINET WITH 5 DRAWERS ON BALL BEARING SLIDE [A007/05]
- 1 MULTI FUNCTION CABINET [A007/06]
- 6 PANELS CONNECTORS [A007/07]
- 1 WOOD PLATE [A007/08]
- 1 WOOD PLATE [A007/09]
- 5 HANGING PANELS [A007/10]
- 3 HALF PANEL CONNECTORS [A007/11]
- 2 CORNER HANGING PANELS [A007/12]
- 1 CORNER CABINET [A007/13]
- 1 CORNER WOOD PLATE [A007/14]
- 1 CORNER DOOR CABINET [A007/15]
- 1 ROLLING CABINET WITH 7 DRAWERS ON BALL BEARING SLIDE [A007/16]

**A008H**

***WITH STAINLESS STEEL PLATES***

| | |
|---|---|
| **Dimensions** | 3500 x 2250 x 2000h mm |
| **Worktop depth** | 460 mm |

## A007I

### *WORKSHOP MODULAR FURNITURES*

The optimal solution to furnish your workshop, your garage or your racing corner.

- 2 WALL CABINET WITH SPRING GAS [A007/01]
- 1 TALL CABINETS WITH 3 SHELVES [A007/02]
- 1 MULTI FUNCTION CABINET [A007/06]
- 2 PANELS CONNECTORS [A007/07]
- 1 WOOD PLATE [A007/08]
- 2 HANGING PANELS [A007/10]
- 1 HALF PANEL CONNECTOR [A007/11]
- 1 TOOL CABINET WITH 7 DRAWERS ON BALL BEARING SLIDE [A007/17]

| | |
|---|---|
| **Dimensions** | 1960 x 498 x 2000h mm |
| **Worktop depth** | 460 mm |

**A008I**

***WITH STAINLESS STEEL PLATES***

## A007L

### *WORKSHOP MODULAR FURNITURES*

The optimal solution to furnish your workshop, your garage or your racing corner.

- 4 WALL CABINET WITH SPRING GAS [A007/01]
- 2 TALL CABINETS WITH 3 SHELVES [A007/02]
- 1 DOOR CABINET WITH ONE SHELF [A007/03]
- 1 TOOL CABINET WITH 4 DRAWERS ON BALL BEARING SLIDE [A007/04]
- 1 MULTI FUNCTION CABINET [A007/06]
- 6 PANELS CONNECTORS [A007/07]
- 2 WOOD PLATES [A007/08]
- 4 HANGING PANELS [A007/10]
- 2 HALF PANEL CONNECTORS [A007/11]
- 2 CORNER HANGING PANELS [A007/12]
- 1 CORNER CABINET [A007/13]
- 1 CORNER WOOD PLATE [A007/14]
- 1 CORNER DOOR CABINET [A007/15]
- 1 TOOL CABINET WITH 7 DRAWERS ON BALL BEARING SLIDE [A007/17]

**A008L**

***WITH STAINLESS STEEL PLATES***

| | |
|---|---|
| **Dimensions** | 2800 x 2800 x 2000h mm |
| **Worktop depth** | 498 mm |

## A007M

### *WORKSHOP MODULAR FURNITURES*

The optimal solution to furnish your workshop, your garage or your racing corner.

- 2 WALL CABINET WITH SPRING GAS [A007/01]
- 1 DOOR CABINET WITH ONE SHELF [A007/03]
- 1 TOOL CABINET WITH 5 DRAWERS ON BALL BEARING SLIDE [A007/05]
- 2 PANELS CONNECTORS [A007/07]
- 1 WOOD PLATE [A007/08]
- 2 HANGING PANELS [A007/10]
- 2 HALF PANEL CONNECTORS [A007/11]

| | |
|---|---|
| **Dimensions** | 1360 x 498 x 2000h mm |
| **Worktop depth** | 460 mm |

**A008M**

***WITH STAINLESS STEEL PLATES***

## A007N

### *WORKSHOP MODULAR FURNITURES*

The optimal solution to furnish your workshop, your garage or your racing corner.

- 3 WALL CABINET WITH SPRING GAS [A007/01]
- 1 DOOR CABINET WITH ONE SHELF [A007/03]
- 1 TOOL CABINET WITH 4 DRAWERS ON BALL BEARING SLIDE [A007/04]
- 1 TOOL CABINET WITH 5 DRAWERS ON BALL BEARING SLIDE [A007/05]
- 3 PANELS CONNECTORS [A007/07]
- 1 WOOD PLATE [A007/09]
- 3 HANGING PANELS [A007/10]
- 2 HALF PANEL CONNECTORS [A007/11]

| | |
|---|---|
| **Dimensions** | 2040 x 498 x 2000h mm |
| **Worktop depth** | 460 mm |

**A008N**

***WITH STAINLESS STEEL PLATES***

## A007P

### *WORKSHOP MODULAR FURNITURES*

The optimal solution to furnish your workshop, your garage or your racing corner.

- 4 WALL CABINET WITH SPRING GAS [A007/01]
- 2 TALL CABINETS WITH 3 SHELVES [A007/02]
- 1 DOOR CABINET WITH ONE SHELF [A007/03]
- 1 MULTIFUNCTION CABINET [A007/06]
- 5 PANELS CONNECTORS [A007/07]
- 1 WOOD PLATE [A007/09]
- 4 HANGING PANELS [A007/10]
- 1 TOOL CABINET WITH 7 DRAWERS ON BALL BEARING SLIDES [A007/16]
- 1 WOOD PLATE [A007/19]
- 1 TOOL CABINET WITH 9 DRAWERS ON BALL BEARING SLIDES [A007/20]

| | |
|---|---|
| **Dimensions** | 3920 x 498 x 2000h mm |
| **Worktop depth** | 460 mm |

**A008P**

***WITH STAINLESS STEEL PLATES***

## A007Q

### *WORKSHOP MODULAR FURNITURES*

The optimal solution to furnish your workshop, your garage or your racing corner.

- 2 WALL CABINET WITH SPRING GAS [A007/01]
- 1 TALL CABINET WITH 3 SHELES [A007/02]
- 1 TOOL CABINET WITH 4 DRAWERS ON BALL BEARING SLIDE [A007/04]
- 2 PANELS CONNECTORS [A007/07]
- 1 WOOD PLATE [A007/08]
- 2 HANGING PANELS [A007/10]
- 1 HALF PANEL CONNECTOR [A007/11]
- 1 TOOL CABINET WITH 9 DRAWERS ON BALL BEARING SLIDE [A007/20]

| | |
|---|---|
| **Dimensions** | 1960 x 498 x 2000h mm |
| **Worktop depth** | 460 mm |

**A008Q**

***WITH STAINLESS STEEL PLATES***

## A007R

### *WORKSHOP MODULAR FURNITURES*

The optimal solution to furnish your workshop, your garage or your racing corner.

- 1 WALL CABINET WITH SPRING GAS [A007/01]
- 2 PANELS CONNECTORS [A007/07]
- 1 HANGING PANEL [A007/10]
- 2 HALF PANEL CONNECTORS [A007/11]
- 1 WOOD PLATE [A007/19]
- 1 TOOL CABINET WITH 9 DRAWERS ON BALL BEARING SLIDE [A007/20]

| | |
|---|---|
| **Dimensions** | 680 x 498 x 2000h mm |
| **Worktop depth** | 460 mm |

**A008R**

***WITH STAINLESS STEEL PLATES***

## A007S

### *WORKSHOP MODULAR FURNITURES*

The optimal solution to furnish your workshop, your garage or your racing corner.

- 3 WALL CABINET WITH SPRING GAS [A007/01]
- 1 TALL CABINET WITH 3 SHELVES [A007/02]
- 1 DOOR CABINET WITH ONE SHELF [A007/03]
- 3 PANELS CONNECTORS [A007/07]
- 1 WOOD PLATE [A007/09]
- 3 HANGING PANELS [A007/10]
- 1 HALF PANEL CONNECTOR [A007/11]
- 1 TOOL CABINETS WITH 9 DRAWERS ON BALL BEARING SLIDES [A007/20]
- 1 TROLLEY WITH 3 SHELVES [A007/22]

| | |
|---|---|
| **Dimensions** | 2640 x 498 x 2000h mm |
| **Worktop depth** | 460 mm |

**A008S**

***WITH STAINLESS STEEL PLATES***

## A007T

### *WORKSHOP MODULAR FURNITURES*

The optimal solution to furnish your workshop, your garage or your racing corner.

- 2 WALL CABINET WITH SPRING GAS [A007/01]
- 1 DOOR CABINET WITH ONE SHELF [A007/03]
- 1 TOOL CABINETS WITH 5 DRAWERS ON BALL BEARING SLIDES [A007/05]
- 2 PANELS CONNECTORS [A007/07]
- 1 WOOD PLATE [A007/08]
- 2 HANGING PANELS [A007/10]
- 1 HALF PANEL CONNECTOR [A007/11]
- 1 2 DOOR TALL CABINET WITH 3 SHELVES [A007/23]

| | |
|---|---|
| **Dimensions** | 2275 x 498 x 2000h mm |
| **Worktop depth** | 460 mm |

**A008T**

***WITH STAINLESS STEEL PLATES***

## A007U

### *WORKSHOP MODULAR FURNITURES*

The optimal solution to furnish your workshop, your garage or your racing corner.

- 3 WALL CABINET WITH SPRING GAS [A007/01]
- 1 TALL CABINET WITH 3 SHELVES [A007/02]
- 1 DOOR CABINET WITH ONE SHELF [A007/03]
- 3 PANELS CONNECTORS [A007/07]
- 1 WOOD PLATE [A007/09]
- 3 HANGING PANELS [A007/10]
- 1 HALF PANEL CONNECTOR [A007/11]
- 1 TOOL CABINET WITH 7 DRAWERS ON BALL BEARING SLIDES [A007/17]
- 1 HOSE REELS CABINET [A007/18]

| | |
|---|---|
| **Dimensions** | 2640 x 498 x 2000h mm |
| **Worktop depth** | 460 mm |

**A008U**

***WITH STAINLESS STEEL PLATES***

## A007UF

### *WORKSHOP MODULAR FURNITURES*

The optimal solution to furnish your workshop, your garage or your racing corner.

- 3 WALL CABINET WITH SPRING GAS [A007/01]
- 1 TALL CABINET WITH 3 SHELVES [A007/02]
- 1 DOOR CABINET WITH ONE SHELF [A007/03]
- 3 PANELS CONNECTORS [A007/07]
- 1 WOOD PLATE [A007/09]
- 3 HANGING PANELS [A007/10]
- 1 HALF PANEL CONNECTOR [A007/11]
- 1 TOOL CABINET WITH 7 DRAWERS ON BALL BEARING SLIDES [A007/17]
- 1 HOSE REELS CABINET [A007/18]
- 1 AUTO RE-ENTERING CABLE REEL [0621/A3]
- 1 AUTO REWIND AIR HOSE REEL [0481/15]

| | |
|---|---|
| **Dimensions** | 2640 x 498 x 2000h mm |
| **Worktop depth** | 460 mm |

**A008UF**

***WITH STAINLESS STEEL PLATES***

## A007V

### *WORKSHOP MODULAR FURNITURES*

The optimal solution to furnish your workshop, your garage or your racing corner.

- 4 WALL CABINET WITH SPRING GAS [A007/01]
- 2 TALL CABINETS WITH 3 SHELVES [A007/02]
- 1 TOOL CABINET WITH 5 DRAWERS ON BALL BEARING SLIDES [A007/05]
- 1 MULTIFUNCTION CABINET [A007/06]
- 5 PANELS CONNECTORS [A007/07]
- 1 WOOD PLATE [A007/08]
- 4 HANGING PANELS [A007/10]
- 1 LARGE AMERICAN TOOL CABINET [A007/21]

| | |
|---|---|
| **Dimensions** | 3920 x 498 x 2000h mm |
| **Worktop depth** | 460 mm |

**A008V**

***WITH STAINLESS STEEL PLATES***

## A007/02

### *TALL CABINET*

With 3 shelves.

| | |
|---|---|
| Dimensions | 600 x 458 x 2000 mm |
| Door dimensions | 510 x 1810 mm |
| Internal depth | 410 mm |
| Maximum capacity | 180 kg |

## A007/23

### *2 DOOR TALL CABINET*

With 5 shelves.

| | |
|---|---|
| Dimensions | 915 x 458 x 2000 mm |
| Door dimensions | 510 x 1810 mm |
| Internal depth | 410 mm |
| Maximum capacity | 300 kg |

## A007/03

### *DOOR CABINET*

With one shelf.

| | |
|---|---|
| Dimensions | 680 x 458 x 910 mm |
| Door dimensions | 710 x 295 mm |
| Internal depth | 445 mm |
| Maximum capacity | 60 kg |

## A007/06

### *MULTIFUNCTION CABINET*

With waste bin door, paper roll holder and drawer on sliding rails.

| | |
|---|---|
| Dimensions | 680 x 458 x 910 mm |
| Door dimensions | 710 x 295 mm |
| Internal depth | 445 mm |
| Drawer dimensions | 240 x 300 mm |
| Maximum paper roll height | 240 mm |
| Maximum capacity | 90 kg |

## A007/18

### *HOSE REELS CABINET*

With internal fixing for hose reels and 3 drawers.

| | |
|---|---|
| Dimensions | 680 x 458 x 910 mm |
| Drawer capacity | 30 kg |

## A007/04

### *TOOL CABINET WITH 4 DRAWERS*

On ball bearing slide.

| | |
|---|---|
| Dimensions | 680 x 458 x 910 mm |
| Drawer dimensions | 550 x 400 mm |
| Drawers height | 1 x 68 mm - 1 x 145 mm - 2 x 214 mm |
| Drawer capacity | 30 kg |

## A007/05

### *TOOL CABINET WITH 5 DRAWERS*

On ball bearing slide.

| | |
|---|---|
| Dimensions | 680 x 458 x 910 mm |
| Drawer dimensions | 550 x 400 mm |
| Drawers height | 1 x 68 mm - 4 x 145 mm |
| Drawer capacity | 30 kg |

## A007/17

### *TOOL CABINET WITH 7 DRAWERS*

On ball bearing slide.

| | |
|---|---|
| Dimensions | 680 x 458 x 910 mm |
| Drawer dimensions | 550 x 400 mm |
| Drawers height | 5 x 74,5 mm - 2 x 153,5 mm |
| Drawer capacity | 30 kg |

## A007/20

### *TOOL CABINET WITH 9 DRAWERS*

On ball bearing slide.

| | |
|---|---|
| Dimensions | 680 x 458 x 910 mm |
| Drawer dimensions | 550 x 400 mm |
| Drawers height | 9 x 74,5 mm |
| Drawer capacity | 30 kg |

## A007/22

### *TROLLEY*

With 3 shelves.

| | |
|---|---|
| Dimensions | 648 x 458 x 865 mm |

## A007/16

### *ROLLING CABINET*

With 7 drawers on ball bearing slide.

| | |
|---|---|
| Dimensions | 660 x 455 x 860 mm |
| Drawer dimensions | 525 x 400 mm |
| Internal depth | 6 x 68 mm - 1 x 145 mm |
| Drawer capacity | 30 kg |

## A007/21

### *LARGE AMERICAN TOOL CABINET*

With wooden top.

| | |
|---|---|
| Dimensions | 1360 x 458 x 945 mm |
| Door dimensions | 535 x 430 mm |
| Drawer dimensions | 1 - 1285 x 400 mm<br>6 - 810 x 400 mm |
| Drawers height | 1 x 123,5 mm - 5 x 74,5 mm<br>1 x 153,5 mm |
| Drawer capacity | 30 kg |

## A007/21I

### *LARGE AMERICAN TOOL CABINET*

With stainless steel top.

| | |
|---|---|
| Dimensions | 1360 x 458 x 948,5 mm |
| Door dimensions | 535 x 430 mm |
| Drawer dimensions | 1 - 1285 x 400 mm<br>6 - 810 x 400 mm |
| Drawers height | 1 x 123,5 mm - 5 x 74,5 mm<br>1 x 153,5 mm |
| Drawer capacity | 30 kg |

## A007/01

### *WALL CABINET*

With spring gas.

| | |
|---|---|
| Dimensions | 680 x 281 x 350 mm |
| Door dimensions | 610 x 280 mm |
| Internal depth | 280 mm |
| Maximum capacity | 15 kg |

## A007/10

### *HANGING PANEL*

| | |
|---|---|
| Dimensions | 1052 x 614,5 x 24 mm |
| Maximum capacity | 10 kg |

## A007/07

### *PANELS CONNECTOR*

## A007/11

### *HALF PANEL CONNECTOR*

## A007-xP

### *WORK PLATES*

| Art. | Module | Material | Dimensions | Thickness |
|---|---|---|---|---|
| A007/08 | 2 | Wood | 1360 x 460 mm | 35 mm |
| A007/08I | 2 | Stainless steel | 1360 x 460 mm | 35 mm |
| A007/09 | 3 | Wood | 2040 x 460 mm | 35 mm |
| A007/09I | 3 | Stainless steel | 2040 x 460 mm | 35 mm |
| A007/19 | 1 | Wood | 680 x 460 mm | 35 mm |
| A007/19I | 1 | Stainless steel | 680 x 460 mm | 35 mm |

## A007/LED

### *LED LIGHT FOR WORKSHOP MODULAR FURNITURES*

With bi-adhesive tape, to be used in coupling with A007/LED/CB charger. Max two Led strips can be connected in series.

Box

## A007/LED/C

### *LED LIGHT POWER SUPPLY*

Box

## Gx

### *HOOKS SET*

10 Pcs

| Pins center distance | Length |
|---|---|
| 30 mm | 80 mm |
| 30 mm | 155 mm |

## P40VD

### *FOOTBOARDS*

Mountable, green draining self locking footboard.

PP Polyprop.

made in italy

| | |
|---|---|
| Dimensions | 400 x 400 x 48 mm |
| Pcs. - Pallet | 120 = 20 m² |

## PSV-F

### *POLYPROPYLENE SLIDE*

Mountable for footboards, green, female (without hooks).

PP Polyprop.

made in italy

| | |
|---|---|
| Dimensions | 205 x 400 x 48 mm |

## PSV-M

### *POLYPROPYLENE SLIDE*

Mountable for footboards, green, male (with hooks).

PP Polyprop.

made in italy



| | |
|---|---|
| Dimensions | 205 x 400 x 48 mm |

## PAV

### *CORNER SLIDES*

For mountable polypropylene footboards, kit of 4 green corner slides.

4 Pcs

PP Polyprop.



| | |
|---|---|
| Dimensions | 200 x 200 x 270 x 48 mm |

## B015

### *STEEL WORKBENCH KIT*

With steel top and two lockable drawers.

| | |
|---|---|
| Bench dimensions | 1500 x 645 x 865h mm |
| Legs thickness | 1 mm |
| Plate thickness | 2 mm |
| Capacity | 800 kg |
| Drawer dimensions | 433 x 347 x 122h mm |
| Drawer capacity | 30 kg |
| Net weight | 62 kg |

## B015/10

### *WORKBENCH KIT*

With steel top and lockable drawer.

| | |
|---|---|
| Dimensions | 1000 x 640 x 865h mm |
| Legs thickness | 2 mm |
| Plate thickness | 2 mm |
| Capacity | 600 kg |
| Drawer dimensions | 433 x 347 x 122h mm |
| Drawer capacity | 30 kg |
| Net weight | 55 kg |

## B022/10

### *WORKBENCH KIT*

With wood press top and a lockable drawer.

| | |
|---|---|
| Dimensions | 1000 x 640 x 865h mm |
| Legs thickness | 2 mm |
| Plate thickness | 38 mm |
| Capacity | 350 kg |
| Drawer dimensions | 400 x 344 x 125h mm |
| Drawer capacity | 50 kg |
| Net weight | 47 kg |

## B022/15

### *WORKBENCH KIT*

With wood press top and 2 lockable drawers.

| | |
|---|---|
| Dimensions | 1500 x 640 x 865h mm |
| Legs thickness | 2 mm |
| Plate thickness | 38 mm |
| Capacity | 350 kg |
| Drawer dimensions | 400 x 344 x 125h mm |
| Drawer capacity | 50 kg |
| Net weight | 75 kg |

## B017/C

### *DRAWER RACK WITH LOCK*

On ball bearing made of steel, suitable to benches of other brands.

| | |
|---|---|
| Overall dimensions | 680 x 270 x 130 mm |
| Internal dimensions | 640 x 260 x 90 mm |
| Capacity | 18,5 kg |
| Net weight | 4,3 kg |

## B009/A1

### *WORKBENCH KIT*

With wood press top, 3 lockable drawers, 1 shelf and adjustable feet.

| | |
|---|---|
| Dimensions | 1200 x 600 x 865h mm |
| Legs thickness | 2 mm |
| Plate thickness | 36 mm |
| Capacity | 350 kg |
| Net weight | 62 kg |

## B009/B1

### *WORKBENCH KIT*

With wood press top, 3 lockable drawers, 1 shelf with door and adjustable feet.

| | |
|---|---|
| Dimensions | 1200 x 600 x 865h mm |
| Legs thickness | 2 mm |
| Plate thickness | 36 mm |
| Capacity | 350 kg |
| Net weight | 64,5 kg |

## B009/A2

### *WORKBENCH KIT*

With wood press top, 3 lockable drawers, 1 door and shelf and adjustable feet.

| | |
|---|---|
| Dimensions | 1690 x 600 x 865 mm |
| Legs thickness | 2 mm |
| Plate thickness | 36 mm |
| Capacity | 350 kg |
| Net weight | 84 kg |

## B009/B2

### *WORKBENCH KIT*

With wood press top, 3 lockable drawers, 2 shelves with door and adjustable feet.

| | |
|---|---|
| Dimensions | 1690 x 600 x 865 mm |
| Legs thickness | 2 mm |
| Plate thickness | 36 mm |
| Capacity | 350 kg |
| Net weight | 86 kg |

## A100

### *CABINET*

With 1 drawer, slide on bearing with locking device.

| | |
|---|---|
| Cabinet dimensions | 500 x 460 x 1000h mm |
| Steel thickness | 1 mm |
| Internal shelves | 2 |
| Maximum capacity | 100 kg |
| Shelf capacity | 25 kg |
| Net weight | 35 kg |

## A300

### *CABINET*

With 2 drawers, slide on ball bearing with locking device.

| | |
|---|---|
| Cabinet dimensions | 1000 x 460 x 1000h mm |
| Steel thickness | 1 mm |
| Internal shelves | 2 |
| Maximum capacity | 150 kg |
| Shelf capacity | 25 kg |
| Net weight | 62 kg |

## P009

### *WALLCABINET KIT*

With 18 hooks included.

| | |
|---|---|
| Cabinet dimensions | 1200 x 200 x 600h mm |
| Steel thickness | 0,8 mm |
| Internal shelves | 4 |
| Hooks | 18 (6 + 6 + 6) |
| Slot distance | 30 mm |
| Net weight | 17 kg |

## C800

### *TOOL CABINET*

With 8 drawers, slide on bearing with locking device, without internal dividers.

| | |
|---|---|
| Drawer capacity | 50 kg |
| External Dimensions | 630 x 550 x 930h mm |
| Drawer dimensions | 517 x 440 mm |
| Drawers height | 8 x 73 mm |
| Net weight | 58 kg |

## C800-

### *"A" DRAWER DIVIDERS*



10 Pcs

| Art. | Longitudinal divider | Transversal divider |
|---|---|---|
| C800/CC | 440 x 70h mm | - |
| C800/LL | - | 517 x 70h mm |

## C600

### *TOOL CABINET*

With 6 drawers, slide on bearing with locking device, without internal dividers.

| | |
|---|---|
| Drawer capacity | 50 kg |
| External Dimensions | 630 x 550 x 930h mm |
| Drawer dimensions | 517 x 440 mm |
| Drawers height | 6 x 115 mm |
| Net weight | 53 kg |

## C600-

### *"B" DRAWER DIVIDERS*

10 Pcs

| Art. | Longitudinal divider | Transversal divider |
|---|---|---|
| C600/C | 440 x 110h mm | - |
| C600/L | - | 120 x 110h mm |

## C603

### *TOOL CABINET*

With 6 drawers, slide on bearing with locking device, without internal dividers.

| | |
|---|---|
| Drawer capacity | 50 kg |
| External Dimensions | 630 x 550 x 930h mm |
| Drawer dimensions | 517 x 440 mm |
| Drawers height | (A) 3 x 73 mm - (B) 2 x 115 mm - (C) 1 x 175 mm |
| Net weight | 53,5 kg |

## C603-

### *"C" DRAWER DIVIDERS*

10 Pcs

| Art. | Longitudinal divider | Transversal divider |
|---|---|---|
| C603/C | 440 x 165h mm | - |
| C603/L | - | 120 x 165h mm |

## C700

### *STEEL STORAGE CHEST WITH PLASTIC CASES*

Lower box with key lock and upper zone with 7 tool boxes with central lock 4 x C360 + 3 x C371.

made in italy

| | |
|---|---|
| Dimensions | 490 x 343 x 987h mm |
| Net weight | 27 kg |

## C080-

### *DRAWER UNITS WITH TRANSPARENT PULL-OUT DRAWERS*

Modular and stackable.

made in italy

| Art. | External Dimensions | Drawer dimensions | Drawers number |
|---|---|---|---|
| C080/3 | 382 x 290 x 230h mm | 372 x 285 x 73h mm | 3 |
| C080/6 | 382 x 290 x 230h mm | 184 x 285 x 73h mm | 6 |
| C080/9 | 382 x 290 x 230h mm | 122 x 285 x 73h mm | 9 |

## C085-

### *DRAWER UNITS WITH TRANSPARENT PULL-OUT DRAWERS*

Modular and stackable.

made in italy

| Art. | External Dimensions | Drawer dimensions | Drawers number |
|---|---|---|---|
| C085/12 | 382 x 148 x 230h mm | 122 x 145 x 55h mm | 12 |
| C085/16 | 382 x 148 x 230h mm | 90 x 145 x 55h mm | 16 |
| C085/24 | 382 x 148 x 230h mm | 59 x 145 x 55h mm | 24 |

## C086/01C

### *MODULAR DRAWER UNIT WITH PULL-OUT DRAWERS*

Connectable with other drawers through guides to create infinite combinations. Equipped with drawer locking to prevent the contents from accidentally falling and rear fixing holes for wall mounting. Made of resistant plastic, it is suitable for use in the construction site, at home and in the workshop.

| | |
|---|---|
| **Dimensions** | 295 x 165 x 200h mm |
| **Drawers number** | 1 |
| **Drawer dimensions** | 250 x 150 x 150 mm |

## C086/01T

### *MODULAR DRAWER UNIT WITH PULL-OUT TRAYS*

Connectable with other drawers through guides to create infinite combinations. Equipped with trays locking to prevent the contents from accidentally falling and rear fixing holes for wall mounting. Made of resistant plastic, it is suitable for use in the construction site, at home and in the workshop.

| | |
|---|---|
| **Dimensions** | 295 x 165 x 200h mm |
| **Drawers number** | 1 |
| **Drawer dimensions** | 250 x 160 x 150 mm |

## C086/02C

### *MODULAR DRAWER UNIT WITH PULL-OUT DRAWERS*

Connectable with other drawers through guides to create infinite combinations. equipped with drawer locking to prevent the contents from accidentally falling and rear fixing holes for wall mounting. Made of resistant plastic, it is suitable for use in the construction site, at home and in the workshop.

| | |
|---|---|
| **Dimensions** | 295 x 165 x 200h mm |
| **Drawers number** | 2 |
| **Drawer dimensions** | 250 x 160 x 70 mm |

## C086/02T

### *MODULAR DRAWER UNIT WITH PULL-OUT TRAYS*

Connectable with other drawers through guides to create infinite combinations. Equipped with trays locking to prevent the contents from accidentally falling and rear fixing holes for wall mounting. Made of resistant plastic, it is suitable for use in the construction site, at home and in the workshop.

| | |
|---|---|
| **Dimensions** | 295 x 165 x 200h mm |
| **Drawers number** | 2 |
| **Drawer dimensions** | 250 x 160 x 70 mm |

## C086/04C

### *MODULAR DRAWER UNIT WITH PULL-OUT DRAWERS*

Connectable with other drawers through guides to create infinite combinations. equipped with drawer locking to prevent the contents from accidentally falling and rear fixing holes for wall mounting. Made of resistant plastic, it is suitable for use in the construction site, at home and in the workshop.

| | |
|---|---|
| **Dimensions** | 300 x 200 x 165 mm |
| **Drawers number** | 4 |
| **Drawer dimensions** | 120 x 160 x 70 mm |

## C086/04T

### *MODULAR DRAWER UNIT WITH PULL-OUT TRAYS*

Connectable with other drawers through guides to create infinite combinations. Equipped with trays locking to prevent the contents from accidentally falling and rear fixing holes for wall mounting. Made of resistant plastic, it is suitable for use in the construction site, at home and in the workshop.

| | |
|---|---|
| **Dimensions** | 295 x 165 x 200h mm |
| **Drawers number** | 4 |
| **Drawer dimensions** | 120 x 160 x 70 mm |

## C086/12C

### *MODULAR DRAWER UNIT WITH PULL-OUT DRAWERS*

Connectable with other drawers through guides to create infinite combinations. Equipped with drawer locking to prevent the contents from accidentally falling and rear fixing holes for wall mounting. Made of resistant plastic, it is suitable for use in the construction site, at home and in the workshop.

| | |
|---|---|
| **Dimensions** | 295 x 165 x 200h mm |
| **Drawers number** | 12 |
| **Drawer dimensions** | 60 x 160 x 50 mm |

## C086/04C/D

### *DIVIDER KIT FOR MODULAR DRAWER UNIT*

4 Pcs

| | |
|---|---|
| **Dimensions** | 111 x 63 mm |

## C086/12C/D

### *DIVIDER KIT FOR MODULAR DRAWER UNIT*

12 Pcs

| | |
|---|---|
| **Dimensions** | 49,5 x 41 mm |

## C090-

### *UNIVERSAL STORAGE BIN*

Modular and stackable.

made in italy

| Art. | Dimensions |
|---|---|
| C090/2 | 108 x 167 x 75h mm |
| C090/3 | 151 x 237 x 126h mm |
| C090/4 | 213 x 350 x 164h mm |
| C090/5 | 310 x 490 x 190h mm |
| C090/6 | 380 x 610 x 250h mm |

## 0849

### *ALUMINUM CASE SET*

Ergonomic handles and lock with key.

3 Pcs

Alu
Aluminum

| | |
|---|---|
| Cases dimensions | 730 x 380 x 360h mm - 680 x 310 x 320h mm - 475 x 260 x 210h mm |
| Net weight | 14 kg |

## C088

NEW

### *TOOL ROLLING CABINET*

Separable into 3 pieces.

Steel

ABS

| | |
|---|---|
| Dimensions | 520 x 320 x 720h mm |
| Maximum capacity | 40 Kg |
| Net weight | 16 kg |

## 0382-

### *ALUMINUM CASE*

With key lock.

| Art. | External Dimensions | Internal dimensions | Net weight |
|---|---|---|---|
| 0382 | 760 x 335 x 250h mm,<br>1240 x 385 x 385h mm,<br>1445 × 520 × 460h mm | 710 x 285 x 225h mm,<br>1185 x 335 x 365h mm,<br>1395 x 435 x 440h mm | 40 kg |
| 0382/02 | 760 x 335 x 250h mm | 745 x 310 x 225h mm | 6 kg |
| 0382/03 | 1240 x 385 x 385h mm | 1185 x 335 x 365h mm | 14 kg |
| 0382/04 | 1445 × 520 × 460h mm | 1405 x 435 x 440h mm | 21 kg |

## 0363-

### *3 PCS STEEL CASE SET*

Padlockable.

| Art. | External Dimensions | Internal dimensions | Net weight |
|---|---|---|---|
| 0363 | 770 x 420 x 305h mm,<br>915 x 440 x 565h mm,<br>1220 x 620 x 700h mm | 750 x 400 x 300h mm,<br>825 x 350 x 410h mm,<br>1130 x 520 x 550h mm | 107 kg |
| 0363/30 | 770 × 420 × 305h mm | 750 x 400 x 300h mm | 14,5 kg |
| 0363/36 | 915 x 440 x 565h mm | 825 x 350 x 410h mm | 35 kg |
| 0363/48 | 1220 x 620 x 700h mm | 1130 x 520 x 550h mm | 57 kg |




## C900/B

### *TOOL ROLLING CABINET*

Side handle, polypropylene foam worktop, 6 drawers with internal oil-resistant mat, mounted on telescopic ball-bearing slides, front central locking supplied with 2 foldable keys, 2 fixed and 2 swivel casters with foot-operated brake, made of shockproof and non-slip thermoplastic rubber.

| | |
|---|---|
| **Dimensions** | 744 x 461 x 964h mm |
| **Drawer dimensions** | 569 x 406 mm |
| **Drawers height** | 4 x 45 mm - 1 x 145 mm - 1 x 225 mm |
| **Drawer capacity** | 25 kg |
| **Net weight** | 44 kg |

## C900/A

### *TOOL CHEST*

Can be combined with trolley carts. Retractable side handles, 6 drawers, mounted on telescopic ball-bearing slides, removable tray, and front central locking with 2 foldable keys.

| | |
|---|---|
| **Dimensions** | 661 x 309 x 363h mm |
| **Drawer dimensions** | 3: 174 x 267 x 45h mm \| 2: 578 x 267 x 45h mm<br>1: 578 x 267 x 60h mm |
| **Compartment dimensions** | 655 x 250 x 80h mm |
| **Drawer capacity** | 25 kg |
| **Net weight** | 20 kg |

# DETAILS MAKE THE DIFFERENCE

**We thought about meeting your needs. How? By taking care of the details and the choice of optionals, making the tool rolling cabinet your personal product to work easily and smoothly every day. So, the new FERVI rolling cabinets were born.**
**Simple and easy to set up, thanks to the compliant list of accessories for all different models. Set it up according to your needs. Our goal is to get you the tool rolling cabinet you dream, not just any rolling cabinet!**

## C960/PF

*PERFORATED HANGING PANEL FOR MOBILE ROLLER CABS*

| | |
|---|---|
| Dimensions | 678 x 535 x 25h mm |
| Working table dimensions | 678 x 535 mm |
| Hole diameter | Ø 5 mm |
| Slot distance | 15 mm |

## C960/PL

*LAMINATED WORK TOP FOR MOBILE ROLLER CABS*

| | |
|---|---|
| Plate Dimensions | 670 x 454 mm |
| Plate thickness | 9 mm |

## C960/MP

*FOLDING SHELF FOR MOBILE ROLLER CABS*

| | |
|---|---|
| Dimensions | 338 x 261 x 35h mm |
| Steel thickness | 1,5 mm |

## C960/PC

*PAPER ROLL HOLDER FOR MOBILE ROLLER CABS*

| | |
|---|---|
| Dimensions | 386 x 167 mm |
| Hose diameter | 15 mm |
| Max. roll diameter | 280 mm |

## C960/PD

*DOCUMENT HOLDER FOR MOBILE ROLLER CABS*

| | |
|---|---|
| Internal dimensions | 270 x 60 x 330h mm |
| Steel thickness | 2 mm |

## C960/PG

*SCREWDRIVER HOLDER FOR MOBILE ROLLER CABS*

| | |
|---|---|
| Dimensions | 330 x 76 x 88h mm |
| Drawer dimensions | 328 x 75 x 75h mm |
| Hole diameter | 8 x Ø 8,5 mm |

## C960

### *TOOL ROLLING CABINET WITH 6 - 7 - 8 DRAWERS*

Side handle, polypropylene foam worktop, steel sheet body with impact protection bumpers and perforated side panels, 6 - 7 - 8 full-extension drawers with with oil-resistant mats, mounted on telescopic ball bearing slides, anti-tip device, side central locking supplied with 2 folding keys, 2 fixed and 2 swivel casters with brakes. Optional accessories: screwdriver holder, document holder, shelf, paper roll holder, rear pegboard and laminated top.

| Art. | C960/F6 | C960/F7 | C960/F8 |
|---|---|---|---|
| Dimensions | 770 x 460 x 985h mm | 770 x 460 x 985h mm | 770 x 460 x 985h mm |
| Drawer dimensions | 566 x 405 mm | 566 x 405 mm | 566 x 405 mm |
| Drawers height | 4 x 68 mm - 1 x 147 mm - 1 x 199 mm | 6 x 68 mm - 1 x 199 mm | 7 x 68 mm - 1 x 120 mm |
| Drawer capacity | 5 x 25 kg - 1 x 40 kg | 6 x 25 kg - 1 x 40 kg | 25 kg |
| Slot distance | 15 mm | 15 mm | 15 mm |
| Hole diameter | Ø 5 mm | Ø 5 mm | Ø 5 mm |
| Net weight | 55 kg | 58 kg | 60 kg |

## 0466/4V

### *MAGNETIC TOOL TRAY SET*

Made of painted steel, to organize the best working place.

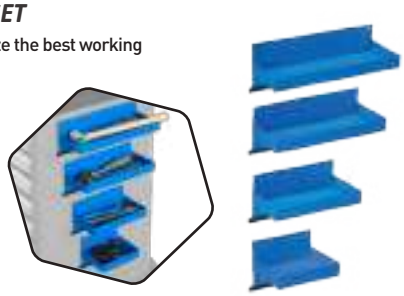

4 Pcs Box Steel

| | |
|---|---|
| Overall dimensions | 310 x 130 x 120h mm; 270 x 130 x 120h mm; 210 x 130 x 120h mm; 150 x 130 x 120h mm |
| Capacity | 1,17 kg; 1 kg; 0,77 kg; 0,6 kg |
| Steel thickness | 0,7 mm |

## 0466/CV

### *MAGNETIC HANGING TRAY WITH SCREWDRIVERS HOLDER*

Made of painted steel, to organize the best working place.



Box Steel

| | |
|---|---|
| Dimensions | 360 x 130 x 110h mm |
| Drawer dimensions | 305 x 115 x 30h mm |
| Holes | 6 x ø 10 mm |
| Capacity | 3,18 kg |
| Steel thickness | 1 mm |

## 0466/PB

### *MAGNETIC SOCKETS HOLDER*

Made of painted steel, to organize the best working place.



Box Steel

| | |
|---|---|
| Overall dimensions | 280 x 45 x 90h mm |
| Sockets sizes | 1/4" - 3/8" - 1/2" |
| Steel thickness | 0,9 mm |

## 0466/SC

### *3 HOLE MAGNETIC SPRAY CANS AND 7 SCREWDRIVERS HOLDER*

Made of painted steel, to organize the best working place.



Box Steel

| | |
|---|---|
| Overall dimensions | 130 x 300 x 130h mm |
| Holes | 3 x ø 75 mm; 2 x ø 12 mm; 1 x ø 11 mm; 1 x ø 10 mm; 1 x ø 9 mm; 2 x ø 7,5 mm |
| Capacity | 1,19 kg |
| Steel thickness | 0,8 mm |

## 0323/45

### *TOOL CHEST*

With 5 trays.

Steel

| | |
|---|---|
| **Dimensions** | 450 x 200 x 205h mm |
| **Net weight** | 4 kg |

## 0323/55

### *TOOL CHEST*

With 5 trays.

Steel

| | |
|---|---|
| **Dimensions** | 550 x 210 x 205h mm |
| **Net weight** | 4,5 kg |

## 0423/1

### *TOOL BOX*

With 16 small and 4 middle plastic removable trays, ideal for storing small parts. Small plastic trays dimensions: 54 x 52 x 43h mm, middle plastic trays dimensions: 54 x 105 x 43h mm. The box has two safety locks to prevent the involuntary overthrow of the hardware.

Plastic

Steel

| | |
|---|---|
| **Dimensions** | 334 x 240 x 45h mm |

## 0423/2

### *TOOL BOX*

With 29 small and 3 middle removable plastic trays, ideal for storing small parts. Small plastic trays dimensions: 54 x 52 x 43h mm, middle plastic trays dimensions: 54 x 105 x 43h mm. The box has two safety locks to prevent the involuntary overthrow of the hardware.

Plastic

Steel

| | |
|---|---|
| **Dimensions** | 388 x 295 x 45h mm |

## 0422-

### *POLYPROPYLENE BLISTER SET*

Useful for storing small items such as screws, bolts, nuts, small hooks, nails.

Plastic

made in italy

20 Pcs

| Art. | Dimensions |
|---|---|
| 0422/B1 | 65 x 47 x 30h mm |
| 0422/B3 | 75 x 60 x 40h mm |

## C315

### *TOOL ORGANIZER BOX*

With 21 compartments and movable dividers, for storing larger items than the original magazine.

Plastic

| | |
|---|---|
| **Dimensions** | 380 x 310 x 60h mm |

## C313

### *RACK WITH 4 PLASTIC TOOL ORGANIZER BOXES*

Modular, with 13 extractable containers of various sizes, equipped with lateral insets for stacking and rear holes for wall fixing.

Plastic

| | |
|---|---|
| **Dimensions** | 377 x 265 x 310h mm |

## C360

### *TOOL BOX*

With 23 compartments and 16 removable dividers.

Plastic

made in italy

Box

| | |
|---|---|
| **Dimensions** | 443 x 317 x 80h mm |

## C371

### *TOOL BOX*

With removable 2 big trays, 3 medium trays, 6 small trays.

Box | Plastic | made in italy

| | |
|---|---|
| Dimensions | 443 x 317 x 107h mm |

## C648

### *TOOL BOX*

With movable shelf.

Box | INOX

| | |
|---|---|
| Dimensions | 510 x 280 x 220h mm |

## 0682

### *ABS TOOL CASE*

Tools not included.

Box | ABS

| | | | |
|---|---|---|---|
| A | 460 mm | E | 52 mm |
| B | 330 mm | Capacity | 25 kg |
| C | 150 mm | Net weight | 2,9 kg |
| D | 98 mm | | |

## 0683

### *TROLLEY ABS TOOL CASE*

Tools not included.



Box | ABS

| | | | |
|---|---|---|---|
| A | 460 mm | E | 92 mm |
| B | 330 mm | Capacity | 25 kg |
| C | 190 mm | Net weight | 4,5 kg |
| D | 98 mm | | |

## 068x

### *ALUMINIUM TOOL CASE*

Tools not included.

| Art. | A | B | C | D | E | Capacity | Net weight |
|---|---|---|---|---|---|---|---|
| 0680 | 510 mm | 375 mm | 185 mm | 110 mm | 75 mm | 30 kg | 5 kg |
| 0681 | 440 mm | 390 mm | 185 mm | 110 mm | 75 mm | 30 kg | 4,8 kg |

## M13x

### *WATERPROOF TOOL CASE*

Built in pressure valve with cubed-foam interior to protect the objet stored. it is ideal for instruments and test equipment.

M138 M139

Box | PP Polyprop.

| Art. | External Dimensions | Internal dimensions | Net weight |
|---|---|---|---|
| M138 | 465 x 360 x 175h mm | 425 x 287 x 115h mm | 2,9 kg |
| M139 | 570 x 410 x 215h mm | 505 x 353 x 140h mm | 4,5 kg |

# FERVI "EKO" SERIES

**The Fervi "EKO" range of eco-friendly, waterproof cases features a depressurization valve and a customizable interior with pre-cut foam, ideal for any type of item. Their high resistance to impacts, water and dust makes them suitable for multiple sectors. They are also eco-friendly as they are made from 100% recycled plastic.**

## M290EKO

NEW

### *ECO-FRIENDLY WATER RESISTANT CASE*

- Depressurization valve.
- Customizable interior with pre-cut foam cubes.
- Shock, water, and dust resistant.
- Made of 100% recycled plastic.

PP
Polyprop.
IP65
made in italy

| | |
|---|---|
| External Dimensions | 337 x 292 x 177 mm |
| Internal dimensions | 290 x 220 x 160 mm |
| Internal volume | 10,5 L |
| Net weight | 1,63 kg |

## M415EKO

NEW

### *ECO-FRIENDLY WATER RESISTANT CASE*

- Depressurization valve.
- Customizable interior with pre-cut foam cubes.
- Shock, water, and dust resistant.
- Made of 100% recycled plastic.

PP
Polyprop.
IP65
made in italy

| | |
|---|---|
| External Dimensions | 465 x 355 x 210 mm |
| Internal dimensions | 415 x 280 x 190 mm |
| Internal volume | 23,5 L |
| Net weight | 2,96 kg |

## M520EKO

NEW

### *ECO-FRIENDLY WATER RESISTANT CASE*

- Depressurization valve.
- Customizable interior with pre-cut foam cubes.
- Shock, water, and dust resistant.
- Made of 100% recycled plastic.

PP
Polyprop.
IP65
made in italy

| | |
|---|---|
| External Dimensions | 572 x 425 x 239 mm |
| Internal dimensions | 520 x 350 x 210 mm |
| Internal volume | 41,5 L |
| Net weight | 3,34 kg |

# FERVI "M" SERIES

**The Fervi "M" range of cases features a depressurization valve and a customizable interior with pre-cut foam, ideal for accommodating any object. Exceptional resistance to shock, water, and dust makes them perfect for various industries and demanding applications.**
**IP67, STANAG 4280, DEF STAN 81-41, and MIL-STD 810 (Military Certification) certified.**

## M300/B

***WATERPROOF SUITCASE***

Box | PP Polyprop. | made in italy

| | |
|---|---|
| External Dimensions | 336 x 300 x 148 mm |
| Internal dimensions | 300 x 225 x 132 mm |
| Internal volume | 8,91 L |
| Working temperature | -30 / 90°C (-22 / 194°F) |
| Net weight | 1,6 kg |

## M430/B

***WATERPROOF SUITCASE***

Box | PP Polyprop. | made in italy

| | |
|---|---|
| External Dimensions | 464 x 366 x 176 mm |
| Internal dimensions | 426 x 290 x 159 mm |
| Internal volume | 19,64 L |
| Working temperature | -30 / 90°C (-22 / 194°F) |
| Net weight | 2,8 kg |

## M505/B

***WATERPROOF SUITCASE***

Box | PP Polyprop. | made in italy

| | |
|---|---|
| External Dimensions | 555 x 428 x 211 mm |
| Internal dimensions | 500 x 350 x 194 mm |
| Internal volume | 33,95 L |
| Working temperature | -30 / 90°C (-22 / 194°F) |
| Net weight | 3,9 kg |

## M540/BT

***WATERPROOF TORLLEY***

Box | PP Polyprop. | made in italy

| | |
|---|---|
| External Dimensions | 594 x 473 x 270 mm |
| Internal dimensions | 538 x 405 x 245 mm |
| Internal volume | 53,38 L |
| Working temperature | -30 / 90°C (-22 / 194°F) |
| Net weight | 5,2 kg |

# PROFESSIONAL HARD STORAGE

Professional hard storage solutions, designed to organize and protect your equipment for everyday use.
Sturdy, modular, and built to last.

## TB01

NEW

### *TOOL BOX 13"*

With internal tray
2x Organizer
Metal hinges

ABS

| | |
|---|---|
| Dimensions | 13" - 330 x 172 x 142h mm |
| Capacity | 4 l |
| Maximum capacity | 6 kg |

## TB02

NEW

### *TOOL BOX 16"*

With internal tray
2x Organizer
Metal hinges

ABS

| | |
|---|---|
| Dimensions | 16" - 415 x 223 x 193h mm |
| Capacity | 9 l |
| Maximum capacity | 10 kg |

## TB03

NEW

### *TOOL BOX 19"*

With internal tray
2x Organizer
Metal hinges

ABS

| | |
|---|---|
| Dimensions | 19" - 485 x 285 x 240h mm |
| Capacity | 17 l |
| Maximum capacity | 15 kg |

## TB04

NEW

### *TOOL BOX 22"*

With internal tray
2x Organizer
Metal hinges

ABS

| | |
|---|---|
| Dimensions | 22" - 585 x 320 x 300h mm |
| Capacity | 29 l |
| Maximum capacity | 18 kg |

## TB11

NEW

### *TOOL BOX 20"*

Heavy Duty design
Aluminum handle
Internal tray
3x Organizer
Metal hinges

ABS

| | |
|---|---|
| Dimensions | 20" - 500 x 283 x 248h mm |
| Capacity | 19 l |
| Maximum capacity | 15 kg |

## TB12

NEW

### *TOOL BOX 22"*

Heavy Duty design
Aluminum handle
Internal tray
3x Organizer
Metal hinges

ABS

| | |
|---|---|
| Dimensions | 22" - 560 x 300 x 277h mm |
| Capacity | 26 l |
| Maximum capacity | 20 kg |

## TB13

NEW

### *TOOL BOX 26"*

Heavy Duty design
Aluminum handle
Internal tray
3x Organizer
Metal hinges

ABS

| | |
|---|---|
| Dimensions | 26" - 676 x 314 x 300h mm |
| Capacity | 38 l |
| Maximum capacity | 22 kg |

## TB21

NEW

### *ROLLING TOOL CHEST*

Rubber-coated track wheels. Built-in lid organizer for small accessories. Metal hinges for secure closure. Lock hole for additional protection. V-grooves in lid, ideal for cutting pipes and boards. Removable tray for easy organization. Metal handle with ergonomic grip

ABS

| | |
|---|---|
| Dimensions | 600 x 400 x 420h mm |
| Capacity | 54 l |
| Maximum capacity | 25 kg |

## TB22

NEW

### *ROLLING TOOL CHEST*

Rubber-coated track wheels
Metal hinges for secure locking
Lock hole for additional security
V-grooves in the lid, ideal for cutting pipes and boards
Removable tray for easy organization
Metal handle with ergonomic grip

ABS

| | |
|---|---|
| Dimensions | 700 x 490 x 475h mm |
| Capacity | 92 l |
| Maximum capacity | 30 kg |

## TB31

NEW

### *ROLLING TOOL BOX 2IN1*

With internal tray
2x Removable organizers
Retractable foldable handle
Metal hinges for safe closure
Lockable eyelets
Wheels with rubber-coated tracks

ABS

| | |
|---|---|
| Dimensions | 485 x 330 x 625h mm |
| Capacity | 64 l |
| Maximum capacity | 25 kg |

# PROFESSIONAL SOFT STORAGE

Solutions designed to transport and organize your equipment with practicality and safety.
Durable, flexible, and functional, everything you need is always at your side.

## 0901

### *MULTIFUNCTIONAL BACKPACK*

Made of 600-denier polyester, with breathable back, removable tool holder, padded computer pocket, roomy and sturdy pockets to accommodate a large number of tools.

Polyester

| | |
|---|---|
| **External Dimensions** | 380 x 130 x 460h mm |
| **Net weight** | 1,25 kg |

## 0907

### *SEMI-SOFT TOOL TROLLEY*

Tool trolley made of 600-denier polyester, sturdy telescoping handle for excellent handling, convenient front strap opening, multiple roomy and sturdy pockets.

Polyester

| | |
|---|---|
| **Dimensions** | 410 x 310 x 445h mm |
| **Net weight** | 3,1 kg |

## 0902

### *SOFT TOOL BAG*

Made of 600-denier polyester, with comfortable shoulder strap, roomy and sturdy pockets to accommodate a large number of tools.

Polyester

| | |
|---|---|
| **Dimensions** | 370 x 203 x 254h mm |
| **Net weight** | 1,25 kg |

## 0903

### *SOFT TOOL BAG*

Made of 600-denier polyester, with comfortable shoulder strap, roomy and sturdy pockets to accommodate a large number of tools.

Polyester

| | |
|---|---|
| **Dimensions** | 450 x 280 x 220h mm |
| **Net weight** | 2,05 kg |

## 0904

### *SEMI-SOFT TOOL BAG*

Made of 600-denier polyester, with rigid handle for easy handling, comfortable shoulder strap, capacious and sturdy pockets.

Polyester

| | |
|---|---|
| **Dimensions** | 406 x 203x 254h mm |
| **Net weight** | 1,3 kg |

## 0905

### *SEMI-SOFT TOOL BAG*

Made of 600-denier polyester, with rigid handle for easy handling, comfortable shoulder strap, capacious and sturdy pockets.

Polyester

| | |
|---|---|
| **Dimensions** | 450 x 228 x 280h mm |
| **Net weight** | 2,3 kg |

## 0906

### *SEMI-SOFT TOOL BAG*

Made of 600-denier polyester, with rigid handle for easy handling, comfortable shoulder strap, capacious and sturdy pockets.

Polyester

| | |
|---|---|
| **Dimensions** | 450 x 228 x 330h mm |
| **Net weight** | 1,6 kg |

## 0409

### *TOOL BAG*

10 pockets with belt, made of polyester. It can be used to hold small tester, pliers, scissors, screwdrivers and other tools.

Polyester

| | |
|---|---|
| **Dimensions** | 250 x 210 x 70 mm |

## 0254

### *FITTER TOOL BAG*

Leather with belt.

| | |
|---|---|
| **Pockets** | 5 |

## 0264

### *FITTER TOOL BAG*

Leather with belt.

| | |
|---|---|
| **Pockets** | 11 |

## 0036-

### *STEEL VICE*

Lateral sliding adjustment.

Box Steel

| Art. | Jaws | Opening | Working height | Slot distance | Net weight |
|---|---|---|---|---|---|
| 0036/100 | 100 mm | 105 mm | 60 mm | 85 mm | 4,9 kg |
| 0036/125 | 125 mm | 138 mm | 75 mm | 110 mm | 9,5 kg |
| 0036/150 | 150 mm | 180 mm | 90 mm | 150 mm | 19 kg |

## 0036-xG

### *TABLE VICE WITH SWIVEL BASE*

Lateral sliding adjustment. Equipped with swivel mechanism.

Box Steel

| Art. | Jaws | Opening | Net weight |
|---|---|---|---|
| 0036/100G | 100 mm | 105 mm | 5,5 kg |
| 0036/125G | 125 mm | 124 mm | 11 kg |
| 0036/150G | 150 mm | 180 mm | 22 kg |

## 0135-

### *FORGED STEEL VICE*

Lateral sliding adjustment.

Box Steel

| Art. | Jaws | Opening | Working height | Slot distance | Net weight |
|---|---|---|---|---|---|
| 0135/100 | 100 mm | 125 mm | 60 mm | 98 mm | 5,8 kg |
| 0135/125 | 125 mm | 160 mm | 70 mm | 111 mm | 9,8 kg |
| 0135/150 | 150 mm | 190 mm | 85 mm | 136 mm | 17,8 kg |

## 0140-

### *STEEL VICE*

Lateral sliding adjustment. Equipped with hose clamp. Recommended for heavy use.

Box Steel

| Art. | Jaws | Opening | Working height | Slot distance | Net weight |
|---|---|---|---|---|---|
| 0140/080 | 80 mm | 80 mm | 60 mm | 80 mm | 4 kg |
| 0140/100 | 100 mm | 100 mm | 65 mm | 80 mm | 5,5 kg |
| 0140/125 | 125 mm | 125 mm | 90 mm | 100 mm | 10 kg |
| 0140/150 | 150 mm | 150 mm | 95 mm | 125 mm | 14 kg |

## 0591-

### *STEEL VICE*

Lateral sliding adjustment. Equipped with bearing on the screw, hose clamp and interchangeable jaws.

Box Steel

| Art. | Jaws | Opening | Net weight |
|---|---|---|---|
| 0591/100 | 100 mm | 105 mm | 5,3 kg |
| 0591/125 | 125 mm | 130 mm | 11 kg |

## 0145-

### *STEEL VICE*

Equipped with hose clamp.

Box Steel

| Art. | Jaws | Opening | Working height | Slot distance | Net weight |
|---|---|---|---|---|---|
| 0145/80 | 80 x 20 mm | 80 mm | 58 mm | 80 mm | 3,7 kg |
| 0145/100 | 100 x 20 mm | 100 mm | 70 mm | 80 mm | 5,2 kg |
| 0145/125 | 125 x 20 mm | 125 mm | 75 mm | 100 mm | 7,4 kg |
| 0145/150 | 150 x 27 mm | 150 mm | 95 mm | 120 mm | 12 kg |

## 0174-

### *SG IRON BENCH VICE*

Equipped with interchangeable jaws.

Box Cast Iron

| Art. | Jaws | Opening | Working height | Slot distance | Net weight |
|---|---|---|---|---|---|
| 0174/100 | 100 x 20 mm | 100 mm | 50 mm | 85 mm | 4,8 kg |
| 0174/125 | 125 x 22 mm | 130 mm | 60 mm | 95 mm | 7,7 kg |
| 0174/150 | 150 x 22 mm | 150 mm | 60 mm | 105 mm | 10 kg |

## 0427-

### *SG IRON PARALLEL BENCH VICE*

Attaches directly to the work base to ensure high stability. Equipped with interchangeable jaws and prismatic guides.

Box Cast Iron

| Art. | Jaws | Opening | Net weight |
|---|---|---|---|
| 0427/080 | 80 mm | 80 mm | 6,5 kg |
| 0427/100 | 100 mm | 100 mm | 10 kg |
| 0427/125 | 135 mm | 125 mm | 12 kg |

## 0146/60

### *STEEL VICE WITH SWIVEL BASE*

Cast Iron

| | |
|---|---|
| Jaws | 60 mm |
| Opening | 60 mm |
| Clamp capacity | 51 mm |
| Net weight | 1,5 kg |

## 0042-

### *ALUMINUM MAGNETIC JAW COUPLE*

Ribbed with grooves.

2 Pcs — Alu — Aluminum

| Art. | Jaws | Height | Thickness |
|---|---|---|---|
| 0042/100 | 100 mm | 28 mm | 7,5 mm |
| 0042/125 | 125 mm | 28,5 mm | 7,5 mm |
| 0042/150 | 150 mm | 28,5 mm | 7,5 mm |

## 0520-xG

### *ALUMINIUM MAGNETIC JAW PAIR WITH RUBBER FACE*

With durable rubber.

2 Pcs — Blister — Alu — Aluminum

| Art. | Length | Height | Thickness |
|---|---|---|---|
| 0520/100G | 100 mm | 28,7 mm | 10,0 mm |
| 0520/125G | 125 mm | 28,7 mm | 10,0 mm |
| 0520/150G | 150 mm | 28,7 mm | 10,0 mm |

## 0520-xA

### *ALUMINIUM MAGNETIC JAW PAIR*

Ribbed with grooves.

2 Pcs — Blister — Alu — Aluminum

| Art. | Length | Height | Thickness |
|---|---|---|---|
| 0520/100A | 100 mm | 28,3 mm | 8,9 mm |
| 0520/125A | 125 mm | 28,3 mm | 8,9 mm |
| 0520/150A | 150 mm | 28,3 mm | 8,9 mm |

## 0520-xP

### *PRISMATIC MAGNETIC JAW PAIR*

With trapezoidal jaws.

2 Pcs — Blister — Alu — Aluminum

| Art. | Length | Height | Thickness |
|---|---|---|---|
| 0520/100P | 100 mm | 28,5 mm | 9,8 mm |
| 0520/125P | 125 mm | 28,5 mm | 9,8 mm |
| 0520/150P | 150 mm | 28,5 mm | 9,8 mm |

## 0520-xF

### *MAGNETIC JAW PAIR WITH FIBER FACE*

With strong fiber.

2 Pcs — Blister — Alu — Aluminum

| Art. | Length | Height | Thickness |
|---|---|---|---|
| 0520/100F | 100 mm | 28,7 mm | 10,3 mm |
| 0520/125F | 125 mm | 28,7 mm | 10,3 mm |
| 0520/150F | 150 mm | 28,7 mm | 10,3 mm |

## 0520-xS

### *SERIES OF ALUMINUM MAGNETIC JAW PAIRS*

Includes the items 0520-xA, 0520-xF, 0520-xG, 0520-xP.

8 Pcs — Blister — Alu — Aluminum

| Art. | Length |
|---|---|
| 0520/100S | 100 mm |
| 0520/125S | 125 mm |
| 0520/150S | 150 mm |

## 1515

NEW

### FOLDABLE VICE STAND

Made of heavy duty steel, designed to hold materials weighing up to 300 kg, ideal for lumber, wooden boards and pipes.

Steel

| | |
|---|---|
| Opening size | 0÷1040 mm |
| Jaw dimensions | 205 x 80 mm |
| Working height | 840 mm |
| Capacity | 300 kg |
| Maximum torque | 1000 kg |
| Net weight | 20,0 kg |

## 1515/SU

NEW

### UNIVERSAL HOLDER FOR PORTABLE VICE STAND

Steel

| | |
|---|---|
| Net weight | 1,8 kg |

## 1515/GL

NEW

### WOOD JAWS FOR PORTABLE VICE STAND

Steel

| | |
|---|---|
| Net weight | 1,9 kg |

## 1515/GM

NEW

### METAL JAWS FOR PORTABLE VICE STAND

Steel

| | |
|---|---|
| Net weight | 3,65 kg |

## 0205

### SPECIAL VICE FOR 90° WELDING

Adjustable jaw.

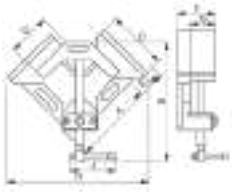

Box

Alu

Aluminum

| | | | |
|---|---|---|---|
| Capacity | 70 mm + 70 mm | | |
| Working height | 35 mm | E | 70 mm |
| A | 150 mm | F | 55 mm |
| B | Min 250 mm - Max 345 mm | G | 49 mm |
| C | 97 mm | H | 217 mm |
| D | 60 mm | J | 92 mm |

## 0205/120

### SPECIAL VICE FOR 90° WELDING

Adjustable jaw.

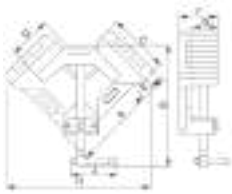

Box

Cast Iron

| | | | |
|---|---|---|---|
| Capacity | 110 mm + 110 mm | | |
| Working height | 60 mm | E | 126 mm |
| A | 257 mm | F | 90 mm |
| B | Min 290 mm - Max 458 mm | G | 77 mm |
| C | 135 mm | H | 340 mm |
| D | 109 mm | J | 112 mm |

## M006-

### *GENERAL USE STEEL CLAMP WITH T-SPINDLE*

| Art. | Span x Depth | Beam | Maximum torque |
|---|---|---|---|
| M006/200 | 200 x 120 mm | 22 x 10,5 mm | 550 kg |
| M006/300 | 300 x 140 mm | 25 x 12 mm | 600 kg |
| M006/400 | 420 x 120 mm | 25 x 12 mm | 650 kg |
| M006/500 | 500 x 120 mm | 25 x 12 mm | 650 kg |
| M006/600 | 600 x 120 mm | 25 x 12 mm | 650 kg |
| M006/800 | 800 x 120 mm | 25 x 12 mm | 650 kg |
| M006/1000 | 1000 x 120 mm | 25 x 12 mm | 650 kg |

## M008-

NEW

### *HEAVY DUTY STEEL CLAMP WITH T-SPINDLE*

| Art. | Span x Depth | Beam | Maximum torque |
|---|---|---|---|
| M008/300 | 300 x 140 mm | 29,6 x 15 mm | 1100 Kg |
| M008/400 | 400 x 120 mm | 29,6 x 15 mm | 1100 Kg |
| M008/600 | 600 x 120 mm | 29,6 x 15 mm | 1100 Kg |
| M008/800 | 800 x 140 mm | 29,6 x 15 mm | 1100 Kg |
| M008/1000 | 1000 x 120 mm | 29,6 x 15 mm | 1100 Kg |

## M007-

NEW

### *GENERAL USE STEEL CLAMP RATCHET*

Quick clamping.

| Art. | Span x Depth | Beam | Maximum torque |
|---|---|---|---|
| M007/250 | 250 x 120 mm | 25 x 12 mm | 500 Kg |
| M007/300 | 300 x 140 mm | 25 x 12 mm | 500 Kg |
| M007/400 | 400 x 120 mm | 25 x 12 mm | 500 Kg |
| M007/500 | 500 x 120 mm | 25 x 12 mm | 500 Kg |
| M007/600 | 600 x 120 mm | 25 x 12 mm | 500 Kg |
| M007/800 | 800 x 120 mm | 25 x 12 mm | 500 Kg |
| M007/1000 | 1000 x 120 mm | 25 x 12 mm | 500 Kg |

## M018-

### *GENERAL USE STEEL CLAMP WITH T-SPINDLE*



| Art. | Span x Depth | Beam | Maximum torque |
|---|---|---|---|
| M018/0200 | 200 x 100 mm | 19 x 9,5 mm | 500 Kg |
| M018/0300 | 300 x 100 mm | 19 x 9,5 mm | 500 Kg |
| M018/0400 | 400 x 120 mm | 21,5 x 10,5 mm | 500 Kg |
| M018/0500 | 500 x 120 mm | 21,5 x 10,5 mm | 500 Kg |
| M018/0600 | 600 x 120 mm | 21,5 x 10,5 mm | 500 Kg |
| M018/0800 | 800 x 120 mm | 21,5 x 10,5 mm | 500 Kg |
| M018/1000 | 1000 x 120 mm | 21,5 x 10,5 mm | 500 Kg |
| M018/1200 | 1200 x 120 mm | 21,5 x 10,5 mm | 500 Kg |

## 0167-

### *WOOD HANDLE CLAMP*

| Art. | Span x Depth | Beam | Maximum torque |
|---|---|---|---|
| 0167/150 | 150 x 50 mm | 15 x 5 mm | 170 kg |
| 0167/200 | 200 x 80 mm | 22 x 6 mm | 200 kg |
| 0167/250 | 250 x 100 mm | 24 x 5 mm | 250 kg |
| 0167/400 | 400 x 100 mm | 24 x 5 mm | 250 kg |
| 0167/500 | 500 x 120 mm | 30 x 8 mm | 450 kg |

## 0394-

### *QUICK ADJUSTABLE CLAMP*

ABS

| Art. | Span x Depth | Beam | Maximum torque |
|---|---|---|---|
| 0394/150 | 150 x 63 mm | 18 x 5,5 mm | 60 kg |
| 0394/300 | 300 x 63 mm | 18 x 5,5 mm | 60 kg |
| 0394/450 | 450 x 63 mm | 18 x 5,5 mm | 60 kg |
| 0394/600 | 600 x 63 mm | 18 x 5,5 mm | 60 kg |

## 0250

### *4-WAY CLAMPING SYSTEM*

Provided in assembly kit, for doors or wooden tables (wood strips not included).

Box

Plastic

| | |
|---|---|
| Max thickness | 150 mm |

## 0353/085

### *POLYPROPYLENE SPRING CLAMPS SET*

Length 85mm, useful in the laboratory to facilitate the gluings and similar works.

12 Pcs

Hangable

PP

Polyprop.

| | |
|---|---|
| Length | 85 mm |
| Opening | 35 mm |

## 0353/110

### *POLYPROPYLENE SPRING CLAMPS SET*

110mm longs, useful in the laboratory to facilitate the gluings and similar works.

8 Pcs

Hangable

PP

Polyprop.

| | |
|---|---|
| Length | 110 mm |
| Opening | 40 mm |

## 035x

### *SPRING CLAMP*

Useful in the laboratory to facilitate the gluings and similar works.

Hangable

Nylon

| Art. | Length | Opening |
|---|---|---|
| 0353/150 | 150 mm | 55 mm |
| 0354/225 | 225 mm | 100 mm |

## 0265/05

### *CAST IRON ANVIL*

Sturdy construction, round hole and square hole for punching and bending.

Box

Cast Iron

| | | | |
|---|---|---|---|
| A | 230 mm | | |
| B | 160 mm | Wl | 85 mm |
| E | 57 mm | Hl | 95 mm |
| F | 10,5 mm | Tolerance | ±5% |
| W | 112 mm | Net weight | 5 kg |

## 0157-

### *C50 HARDENED STEEL ANVIL*

Sturdy construction, round hole and square hole for punching and bending.

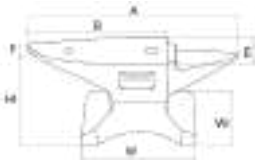

Box

C50

| Art. | A | B | E | W | Wl | Hl | Tolerance | Net weight |
|---|---|---|---|---|---|---|---|---|
| 0157/10 | 345 mm | 230 mm | 105 mm | 150 mm | 120 mm | 100 mm | ±5% | 10 kg |
| 0157/30 | 535 mm | 360 mm | 110 mm | 215 mm | 150 mm | 160 mm | ±5% | 30 kg |
| 0157/50 | 620 mm | 410 mm | 140 mm | 240 mm | 175 mm | 190 mm | ±5% | 50 kg |
| 0157/100 | 805 mm | 520 mm | 175 mm | 315 mm | 230 mm | 240 mm | ±5% | 100 kg |

# WHAT'S SANDBLASTING?

Sandblasting is an industrial process of surface cleaning that takes place through the mechanical force of the abrasive material pushed by a jet of air. The sand acts by scratching and penetration: the abrasive material mixes with the compressed air jet and works mechanically on the workpiece. This mixture, passing through the nozzle, accelerates. This brings its speed to a level useful to carry out the required abrasive action.

Sandblasting for paint stripping

Sandblasting with glass balls (shot peening)

# TYPES OF SANDBLASTERS

There are 2 types of sandblasters available: vacuum sandblasting cabin and pressure sandblasting cabin. Each has different characteristics based on the use needed by the end user. Sandblasters are equipped with interchangeable nozzles to better adapt them to the material to be treated: on soft materials it is recommended to choose a large nozzle that allows for a high flow rate of the abrasive/air mixture at a low speed. However, for hard materials - or very thick pieces - it is recommended to choose a small nozzle that allows for a higher mixture speed at a lower flow rate.

## VACUUM SANDBLASTING CABIN

Ideal for small/medium sized metal objects to be sandblasted. It exploits the "Venturi principle" which allows sand to be sucked from a container and mixed with compressed air.

**PROS**
- Lower air consumption
- Lower abrasive wear
- Reduced maintenance

**CONS**
- Lower processing yields
- Longer processing times

## PRESSURE SANDBLASTING CABIN

Unlike the vacuum system, the pressure cabin pushes down the air and abrasive, projecting the mixture of these components into a single solution. The jet is thus more powerful and more effective.

**PROS**
- High processing efficiency
- Reduced processing times
- Possibility of adjusting the air/ abrasive mixture

**CONS**
- Higher air consumption
- Increased maintenance
- Higher abrasive wear due to higher jet power

# HOW TO CHOOSE THE ABRASIVE

The choice of abrasive for sandblasters is frequently dictated by experience and ease of use. In fact, Sandblasting with manual machines is a process characterised by many variables at play. Furthermore, in order to achieve an optimal result, the operator must try to find the right balance. Here are 5 good rules for the optimal choice of abrasive:

| | |
|---|---|
| 1) Always use the least aggressive abrasive possible that can do the job required. There is no point in using a very aggressive abrasive and then having to do an additional finishing process. You can always add a harder abrasive. However, undo the work of an overly hard abrasive requires a bigger effort. | |
| 2) Glass is shiny, but it also makes surfaces shine: if you need a shiny look, glass microbeads are a great place to start. They are a fantastic finish and will leave your surfaces smooth and shiny. | |
| 3) Corundum removes paint: is it necessary to remove paint from an object? With its hard, angular structure and reusability, corundum is the right abrasive. Alternatively you can use Garnet, a natural, environmentally friendly and cheaper abrasive. | |
| 4) For fast and aggressive work, use silicon carbide. It is the toughest abrasive on the market. It makes quick work of etching and removing unwanted rust and paint. |  |
| 5) Steel microspheres are suitable for shot peening , polishing and paint removal. Carefully evaluate because this type of abrasive in contact with the object to be machined changes its mechanical structure. This type of abrasive is suitable for industrial sandblasters. | |

# SANDERS

**0615**

**0605**

**0601**

**0687**

**0878**

**0575**

**0575S**

**0487**

**0580**

**0580S**

**0490**

**0462**

**0310**

Internal dimensions (mm)

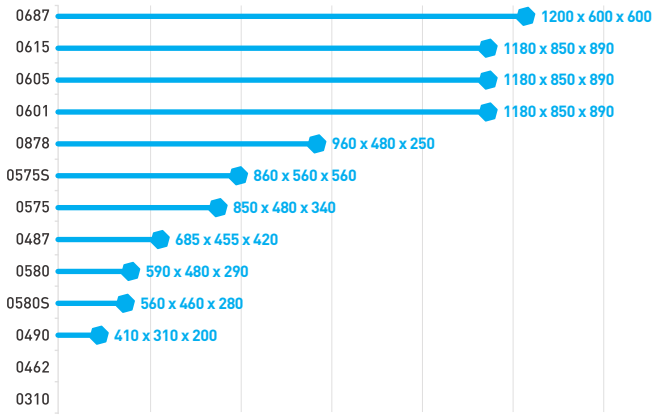


Air consumption (l/min)

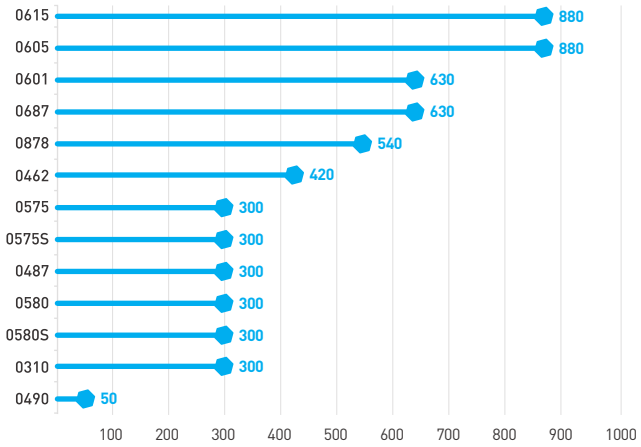

## 0615

### *PRESSURE SANDBLAST CABINET*

With cyclone vacuum cleaner, HEPA filter, front opening and ceiling light with 3 fluorescent lamps.



| | |
|---|---|
| Internal dimensions | 1180 x 850 x 890h mm |
| Maximum capacity | 150 kg |
| Working pressure | 6 ÷ 8 bar |
| Avg air cons. | 31 SCFM (880 L/min) |
| Gun nozzle | Ø 6 - 7 mm |
| Electric vacuum | 230 V 50 Hz 0,7 kW |
| Filtration rate | 8 micron |

| | |
|---|---|
| With light | Yes |
| Overall dimensions | 1330 x 1515 x 2070h mm |
| Net weight | 300 kg |
| Internal volume | 827 L |
| Opening size | 1000 x 480 + 1000 x 330 mm |
| Tank capacity | 22 L |

## 0605

### *PRESSURE SANDBLAST CABINET WITH 2 DUST COLLECTORS*

With pressurized tank to have a greater abrasive effect, 2 cyclone-type dust collectors, paper filter, front opening and ceiling light with 3 fluorescent lamps.



| | |
|---|---|
| Working area | 1180 x 850 x 890h mm |
| Maximum capacity | 150 kg |
| Working pressure | 6 ÷ 8 bar |
| Avg air cons. | 31 SCFM (880 L/min) |
| Gun nozzle | Ø 6 - 7 mm |
| Electric vacuum | 2 x 230 V 50 Hz 1,2 kW |
| Filtration rate | 5 micron |

| | |
|---|---|
| With light | Yes |
| Overall dimensions | 1800 x 1515 x 2070h mm |
| Net weight | 245 kg |
| Internal volume | 827 L |
| Opening size | 1000 x 480 + 1000 x 330 mm |
| Tank capacity | 22 L |

## 0601

### *SANDBLAST CABINET WITH DUST COLLECTOR*

Cyclone-type, paper filter, front opening and ceiling light with 3 fluorescent lamps.



| | |
|---|---|
| Working area | 1180 x 850 x 890h mm |
| Maximum capacity | 50 kg |
| Working pressure | 6 ÷ 8 bar |
| Avg air cons. | 21 SCFM (630 L/min) |
| Gun nozzle | Ø 6 - 7 mm |
| Electric vacuum | 230 V 50 Hz 1,2 kW |

| | |
|---|---|
| Filtration rate | 5 micron |
| With light | Yes |
| Overall dimensions | 1330 x 1240 x 1770h mm |
| Net weight | 180 kg |
| Internal volume | 827 L |
| Opening size | 1000 x 480 + 1000 x 330 mm |

## 0687

### *SANDBLAST CABINET WITH VACUUM*

With paper filter.

NEW PRICE

PLAY

| | |
|---|---|
| Working area | 1200 x 600 x 600h mm |
| Maximum capacity | 120 kg |
| Working pressure | 6,5 ÷ 7,5 bar |
| Avg air cons. | 21 SCFM (630 L/min) |
| Gun nozzle | Ø 6 - 7 mm |
| Electric vacuum | 230 V 50 Hz 1,2 kW |
| Filtration rate | 5 micron |
| Overall dimensions | 1220 x 910 x 1740h mm |
| Net weight | 149 kg |
| Internal volume | 382 L |
| Opening size | 1215 x 380 + 1215 x 380 mm |

## 0878

### *SANDBLAST CABINET WITH VACUUM*

With paper filter.

NEW PRICE



| | |
|---|---|
| Working area | 960 x 480 x 250 ÷ 470h mm |
| Working pressure | 6,5 ÷ 7,5 Bar |
| Avg air cons. | 18 SCFM (540 L/min) |
| Gun nozzle | Ø 4 - 5 - 6 - 7 mm |
| Electric vacuum | 230 V 50 Hz 1,2 kW |
| Filtration rate | 5 micron |
| Overall dimensions | 1030 x 850 x 1640h mm |
| Net weight | 100 kg |
| Internal volume | 295 L |
| Opening size | 945 x 380 + 945 x 380 mm |

## 0575

### *SANDBLAST CABINET*

With provision for the connection of a vacuum cleaner, lighting with low consumption lamp, gun and gloves.

NEW PRICE

| | |
|---|---|
| Working area | 850 x 480 x 340 ÷ 540h mm |
| Working pressure | 6,5 ÷ 7,5 bar |
| Avg air cons. | 8 ÷ 10 SCFM (240 ÷ 300 L/min) |
| Gun nozzle | Ø 4 - 5 - 6 - 7 mm |
| Overall dimensions | 890 x 560 x 1385h mm |
| Net weight | 46 kg |
| Internal volume | 217 L |
| Opening size | 860 x 595 mm |

## 0575S

### *SANDBLAST CABINET*

With provision for the connection of a vacuum cleaner, lighting with low consumption lamp, gun and gloves. In kit.

NEW PRICE

PLAY

| | |
|---|---|
| Working area | 860 x 560 x 560h mm |
| Working pressure | 6,5 ÷ 7,5 bar |
| Avg air cons. | 8 ÷ 10 SCFM (240 ÷ 300 L/min) |
| Gun nozzle | Ø 4 - 5 - 6 - 7 mm |
| Overall dimensions | 905 x 620 x 1390h mm |
| Net weight | 44 kg |
| Internal volume | 235 L |
| Opening size | 860 x 415 mm |

## 0487

### *BENCH SANDBLAST*

With provision for the connection of a vacuum cleaner, lighting with low consumption lamp, gun and gloves.

NEW PRICE

PLAY

| | |
|---|---|
| Working area | 685 x 455 x 420h mm |
| Working pressure | 6,5 ÷ 7,5 bar |
| Avg air cons. | 8 ÷ 10 SCFM (240 ÷ 300 L/min) |
| Gun nozzle | Ø 4 - 5 - 6 - 7 mm |
| With light | 230 V 50 Hz; 6 W 12 V |
| Overall dimensions | 755 x 495 x 720h mm |
| Net weight | 26,5 kg |
| Internal volume | 111 L |
| Opening size | 690 x 390 mm |

## 0580

### *BENCH SANDBLAST CABINET*

With provision for the connection of a vacuum cleaner, lighting with low consumption lamp, gun and gloves.

NEW PRICE

| | |
|---|---|
| Overall dimensions | 630 x 510 x 490h mm |
| Working area | 590 x 480 x 290h mm |
| Working pressure | 6,5 ÷ 7,5 bar |
| Avg air cons. | 8 ÷ 10 SCFM (240 ÷ 300 L/min) |
| Gun nozzle | Ø 4 - 5 - 6 - 7 mm |
| Net weight | 13 kg |
| Internal volume | 95 L |
| Opening size | 534 x 436 mm |

## 0580S

### *BENCH SANDBLAST CABINET*

With provision for the connection of a vacuum cleaner, lighting with low consumption lamp, gun and gloves. In kit.

NEW PRICE

| | |
|---|---|
| Overall dimensions | 585 x 485 x 495h mm |
| Working area | 560 x 460 x 280h mm |
| Working pressure | 6,5 ÷ 7,5 bar |
| Avg air cons. | 8 ÷ 10 SCFM (240 ÷ 300 L/min) |
| Gun nozzle | Ø 4 - 5 - 6 - 7 mm |
| Net weight | 16 kg |
| Internal volume | 95 L |
| Opening size | 585 x 490 mm |

## 0490

### *MINI BENCH SANDBLAST*

With foot control and fixed gun.

NEW PRICE

| | |
|---|---|
| Working area | 410 x 310 x 200h mm |
| Working pressure | 4 - 7,5 bar |
| Gun nozzle | Ø 3,5 mm |
| With light | 50 Hz, 6 W 12 V |
| Overall dimensions | 475 x 370 x 370h mm |
| Net weight | 12 kg |
| Internal volume | 32 L |
| Opening size | 420 x 260 mm |
| Avg air cons. | 50 L/min |

## 0462

### *SANDBLAST MACHINE WITH VACUUM*

For rusted metallic objects that can't be put in traditional sandblast machine. If the object to be considered is flat, the vacuum cleaner allows the operator to not lose the most part of the abrasive material that is being used. The four wheels, two of which swivel, allow the operator that the machine is close to the object to be sandblasted.

NEW PRICE

| | |
|---|---|
| Tubes length | 2,5 m |
| Motor | 230 V 50 Hz 1,2 kW |
| Max vacuum capacity | 13 ÷ 15 kPa |
| Working pressure | 8 bar |
| Avg air cons. | 420 L/min |
| Dimensions | 404 x 612 x 1046h mm |
| Net weight | 30 kg |

## 0310

### *SODA BLASTER*

For external use, light weight, easy to carry, indicated for the removal of paints, rust, graffiti etc.

NEW PRICE

| | |
|---|---|
| Overall dimensions | 350 x 400 x 788h mm |
| Capacity | 18 l |
| Working pressure | 2,5 ÷ 6,2 bar |
| Avg air cons. | 8 ÷ 10 SCFM (240 ÷ 300 L/min) |
| Gun nozzle | Ø 2 - 3 mm |
| Net weight | 13 kg |

## SA01-CTRx

### *ROTARY TABLE FOR SANDBLAST CABINET*

With trolley.

| Art. | Capacity | Diameter | Overall dimensions | Net weight |
|---|---|---|---|---|
| SA01/CTR1 | 150 kg | 580 mm | 920 x 580 x 1070h mm | 43,5 kg |
| SA01/CTR2 | 150 kg | 580 mm | 920 x 580 x 1335h mm | 45 kg |

## SA01/TR

### *ROTARY TABLE*

For sandblast cabinet.



| | |
|---|---|
| Diameter | 380 mm |
| Overall dimensions | 380 x 43h mm |
| Net weight | 7 kg |

## SA01/C

### *CYCLONE FOR SAND BLAST CABINET*

In two stage.

| | |
|---|---|
| Filtration rate | 8 micron |
| Air flow | 13500 l/min |
| Max power | 230 V 50 Hz 0,55 kW |
| Overall dimensions | 540 x 1000 x 1450h mm |
| Net weight | 55 kg |

## SA01/A

### *SANDBLAST CYCLON*

Cylindrical with paper filter, with manual filter beater and opening in the lower part.

| | |
|---|---|
| Electric vacuum | 230 V 50 Hz 1,2 kW |
| Filtration rate | 5 micron |
| Air permeability | 185 l/(m²s) |
| Inlet size | Ø 55 mm |
| Slot distance | 305 X 240 mm |
| Dimensions | Ø 290 X 730 mm |

## 0582-

### *SANDBLAST CORUNDUM*

It stands out for being edgy and extremely stable by combining the properties of hardness and density. Its longevity and reusability make it the most used material for sandblasting. Being composed for the most part of aluminum oxide it is practically free of iron. Particularly suitable for cleaning metal surfaces, removing rust and oxide layers and removing temper colors.

| Art. | Grit | Hardness | Net weight |
|---|---|---|---|
| 0582/36 | 36 | 9 Mohs | 25 kg |
| 0582/80 | 80 | 9 Mohs | 25 kg |

## 0578-

### *SILICON CARBIDE*

Black Silicon Carbide is the hardest material used for sandblasting, making it the ideal solution for all the most demanding jobs. Virtually iron-free, its abrasive properties make it very aggressive and fast in removing impurities. Its conformation allows the grains to break continuously creating new sharp and cutting edges, increasing the fineness of the grain size. Very durable it allows a high reusability. It tends to be incorporated into the material.

| Art. | Grit | Hardness | Net weight |
|---|---|---|---|
| 0578/36 | 36 | 9,1 Mohs | 25 kg |
| 0578/80 | 80 | 9,1 Mohs | 25 kg |

## 0579-

### *GARNET*

Garnet is one of the last natural abrasives still in use. It is a natural stone, and therefore ecological, with excellent abrasive properties that allows you to create profiles without abrasive incorporation, produce little dust and have a relatively low consumption. It is excellent for removing hard coatings, paint, rust and laminate scales. It can be used for both dry and water sandblasting. Its low cost makes it an alternative to corundum.

| Art. | Grit | Hardness | Net weight |
|---|---|---|---|
| 0579/30 | 36 ÷ 60 | 7,5 Mohs | 25 kg |
| 0579/80 | 80 | 7,5 Mohs | 25 kg |

## 0569

### *STEEL SHOT*

Thanks to their spherical surface and hardness they allow to obtain shiny surfaces. Excellent for removing paint, blemishes, burrs and rust. Their low crushing does not create dust inside the sandblasting cabin and allows a long life of the abrasive. They can be used both as a means for shot peening and for both dry and water sandblasting.

| | |
|---|---|
| Grit | S390 |
| Diameter ø | 1,2 mm |
| Hardness | 40 ÷ 50 HRC |
| Net weight | 25 kg |

## 0581

### *MICRO GLASS BEADS*

Thanks to their spherical shape they are perfect for surface finishing. They create smooth and bright surfaces, leaving an incomparable satin effect. As they do not contain iron, they are very suitable for working on stainless steel for food use and aluminum. The microspheres will not damage the substrate of the material being processed but will leave an anchoring profile for subsequent painting, especially on soft materials such as brass, aluminum, plastics, etc...

| | |
|---|---|
| Grit | 50 ÷ 70 (0,3 ÷ 0,2 mm) |
| Hardness | 5 - 7 Mohs |
| Net weight | 25 kg |

## 0310B

### *SODA BLASTING MEDIA*

Salt composed basic bicarbonate synthetic, suitable for treating steel, aluminum, fiberglass, plastic, bricks, etc...

| | |
|---|---|
| Grit | 36 ÷ 80 (0,5 ÷ 0,3 mm) |
| Hardness | 2,5 - 3 Mohs |
| Decomposition temperature | > 50°C |
| Net weight | 25 kg |

## 0490/11

### *PAIR OF SANDBLASTING GLOVES*

| | |
|---|---|
| Gloves diameter | 100 mm |

## 05x

### *PAIR OF SANDBLASTING GLOVES*

| Art. | Length | Gloves diameter |
|---|---|---|
| 0575/29 | 600 mm | 180 mm |
| 0580/21 | 450 mm | 145 mm |

## 0490/03

### *WINDOW PROTECTION SET*

For sandblaster 0490.



5 Pcs

## 0601/24

### *WINDOW PROTECTION SET*

For sandblasters: 0601, 0605, 0615.

5 Pcs

| | |
|---|---|
| Size | 670 x 300 mm |

## 0601/30

### *LAMP PROTECTION SET*

For sandblaster 0601.

5 Pcs

| | |
|---|---|
| Size | 900 x 260 mm |

## 0687/005

### *LAMP PROTECTION SET*

For sandblasters: 0687, 0878.

10 Pcs

| | |
|---|---|
| Size | 600 x 100 mm |

## 0575/04

### *WINDOW PROTECTION SET*

For sandblasters: 0575, 0575S, 0487, 0878, 0687.

10 Pcs

| | |
|---|---|
| Size | 550 x 250 mm |

## 0580/01-6

### *WINDOW PROTECTION SET*

For sandblasters: 0588, 0580S.

5 Pcs

| | |
|---|---|
| Size | 400 x 300 mm |

## SA01/F

### *HEPA CYCLONE FILTER*

For items: 0615, SA01/C.

| | |
|---|---|
| Diameter | 320 mm |
| Height | 600 mm |

## 0687/029

### *SANDBLAST CYCLON*

For items: 0878, 0601, 0687, 0605, SA01/A.

| | |
|---|---|
| Diameter | 170 mm |
| Height | 305 mm |

## 0687/041

### *GUN*

For sandblasters: 0601, 0687.

## 0577/17

### *FIXED GUN*

For sandblaster 0878.

## U004

### *COMPOSITE NOZZLE*

For sand blast cabinet, long life. Compatible with: 0878, 0575, 0575S, 0580, 0580S, 0487, 0290.

| | |
|---|---|
| Nozzle diameter | Ø 6 mm |

## 0462/55

### *CERAMIC NOZZLE SET*

Compatible with: 0462.

5 Pcs

| | |
|---|---|
| Nozzle diameter | Ø 7,5 mm |

## 0687/102

### *CERAMIC NOZZLE SET*

Compatible with: 0601, 0605, 0615, 0687.

4 Pcs

| | |
|---|---|
| Nozzle diameter | Ø 6 - 7 mm |

## 0290

### *SANDBLAST GUN*

Metal gun, with ceramic nozzles.
Compatible with: 0878, 0575, 0575S, 0580, 0580S, 0487, 0290.

| | |
|---|---|
| Ceramic nozzles | Ø 4 - 5 - 6 - 7 mm |
| Rubber hose length | 1,5 m |
| Air inlet | G 1/4" |
| Sound pressure level | < 70 dB(A) |
| Vibrations | < 2,5 m/s² |
| Working pressure | 0,6 MPa |

## U003

### *BORON CARBIDE NOZZLE*

For sand blast cabinet, long life. Compatible with: 0601, 0605, 0615, 0687.

| | |
|---|---|
| Nozzle diameter | Ø 7,5 mm |

## 0490/20

### *CERAMIC NOZZLE SET*

Compatible with: 0490.

4 Pcs

| | |
|---|---|
| Nozzle diameter | Ø 3,5 mm |

## 0575/0580/12

### *CERAMIC NOZZLE SET*

Compatible with: 0878, 0575, 0575S, 0580, 0580S, 0487, 0290.

4 Pcs

| | |
|---|---|
| Nozzle diameter | Ø 4 - 5 - 6 - 7 mm |

## 0305

### *PART WASHER WITH HEATING SYSTEM*

For washing with hot water up to 60°C with non-flammable liquids, or cold solvents. Equipped a Venturium pneumatic gun.

NEW PRICE

| | |
|---|---|
| Tank capacity | 8 ÷ 14 l |
| Avg air cons. | 5 SCFM (145 L/min) |
| Working area | 760 x 560 x 380 mm |
| Washing pressure | 5 ÷ 8 Bar |
| Power | 1,35 kW |
| Dimensions | 790 x 610 x 1260h mm |
| Net weight | 49 kg |

## 0203

### *BENCH PART WASHER*

For cold water/solvent washing, equipped with a Venturium pneumatic gun.

NEW PRICE

| | |
|---|---|
| Dimensions | 770 x 595 x 700h mm |
| Tank capacity | 4 ÷ 9 l |
| Avg air cons. | 5 SCFM (145 L/min) |
| Working area | 765 x 560 x 380 mm |
| Power | 30 W |
| Washing pressure | 5 ÷ 8 Bar |
| Power | 230 V 50 Hz |
| Net weight | 32 kg |

## 0486

### *PARTS WASHER WITH DUAL PUMP*

150L capacity, with 26w pump, cleaning brush and hose, workpiece tray.

NEW PRICE

| | |
|---|---|
| Left tank internal dimensions | 470 x 520 x 270 mm |
| Right tank internal dimensions | 590 x 520 x 270 mm |
| Tub capacity | 150 l |
| Pump | 230V 50Hz 26 + 26 W |
| Pump capacity | 10 ÷ 12 L/min |
| Size | 1140 x 550 x 880h mm |
| Net weight | 43 kg |

## 0038

### *DEGREASER CLEANING TANK*

75L capacity, with 26w pump, cleaning brush and hose, workpiece tray.

NEW PRICE

| | |
|---|---|
| Internal tank dimensions | 710 x 480 x 260h mm |
| Tub capacity | 75 l |
| Pump | 230 V 50 Hz 26 W |
| Pump capacity | 10÷12 L/min |
| Dimensions | 775 x 540 x 880h mm |
| Net weight | 25 kg |

## 0232
### DEGREASER CLEANING TANK WITH WHEEL

NEW PRICE

| | |
|---|---|
| Internal tank dimensions | 710 x 480 x 200h mm |
| Tub capacity | 60 l |
| Pump | 230 V 50 Hz 26 W |
| Pump capacity | 10÷12 L/min |
| Dimensions | 970 x 540 x 930h mm |
| Net weight | 35 kg |

## 0632
### DEGREASER CLEANING PNEUMATIC TANK

NEW PRICE

| | |
|---|---|
| Internal tank dimensions | 710 x 480 x 200h mm |
| Height | 1015 mm |
| Tank capacity | 50 l |
| Tub capacity | 65 l |
| Power pressure | 6 Bar |
| Maximum tank pressure | 0,5 bar |
| Net weight | 38 kg |

## 0392
### BENCH MICRO CLEANER

For wall mounting.

NEW PRICE

| | |
|---|---|
| Capacity | 14 l |
| Neon lamp | 24 V 8 W |
| Pump | 230 V 50 Hz 26 W |
| Pump capacity | 10 ÷ 12 L/min |
| Dimensions | 560 x 545 x 635h mm |
| Net weight | 25 kg |

## 0211
### TEAR-DOWN WORKBENCH WITH FLUID RECOVERY

Provided in assembly kit, with one drawer equipped with lock, removable bowl and pivoting wheels, 2 with safety brake.

| | |
|---|---|
| Dimensions | 1200 x 640 x 872h mm |
| Working table dimensions | 1190 x 635 x 15h mm |
| Drawer dimensions | 420 x 340 x 120h mm |
| Internal tank dimensions | 360 x 260 x 115h mm |
| Internal shelf height | 445 mm |
| Maximum capacity with wheels | 280 kg |
| Maximum capacity without wheels | 350 kg |
| Net weight | 64 kg |

## 0233
### MOBILE PARTS WASHER

Made of ABS with rubber seals in NBR.

PLAY

| | |
|---|---|
| Internal tank dimensions | 460 x 660 x 260 mm |
| Capacity | 9 l |
| Pump | 230 V 50 Hz 16 W |

## 0632/01
### PARTS WASHER BRUSH

Not suitable for hydrocarbon-based products.
Compatible with items: 0632, 0232, 0038, 0486.

| | |
|---|---|
| Length | 280 mm |
| Diameter | 35 mm |
| Shank | 20 mm x Ø 10mm |

## 0305/0203/1118
### PAIR OF GLOVES FOR PARTS WASHERS

Not suitable for hydrocarbon-based products.
Compatible with items: 0305, 0203.

| | |
|---|---|
| Length | 540 mm |

## UC01-

NEW

### *ULTRASONIC CLEANER*

The ultrasonic cleaning tank is ideal for deep cleaning of spare parts, metal spare parts in general, mechanical / electronic components and tools. Thanks to the LCD controls it is easy to adjust time and temperature. For general cleaning, the use of water is sufficient; for a deeper cleaning use specific detergents. The tank, entirely made of stainless steel, is hygienic and easy to clean. Internal cleaning basket included.

| Art. | Power | Ultrasonic power | Frequency | Heating power | Capacity Liters | Emptying mode | Washing time adjustment | Temperature | External Dimensions | Compartment dimensions | Net weight |
|---|---|---|---|---|---|---|---|---|---|---|---|
| UC01/20 | 230 V 50 Hz | 60 W | 40 KHz | 100 W | 2 L | Manual | 0 - 99 min | 0C° - 80C° | 190 x 170 x 195 mm | 150 x 140 x 100 mm | 2,1 kg |
| UC01/32 | 230 V 50 Hz | 120 W | 40 KHz | 100 W | 3,2 L | Manual | 0 - 99 min | 0C° - 80C° | 270 x 170 x 220 mm | 240 x 140 x 100 mm | 3,2 kg |
| UC01/65 | 230 V 50 Hz | 180 W | 40 KHz | 300 W | 6,5 L | Drain Tap | 0 - 99 min | 0C° - 80C° | 330 x 180 x 280 mm | 300 x 155 x 150 mm | 5,2 kg |
| UC01/100 | 230 V 50 Hz | 240 W | 40 KHz | 300 W | 10 L | Drain Tap | 0 - 99 min | 0C° - 80C° | 330 x 270 x 280 mm | 300 x 240 x 150 mm | 6,5 kg |
| UC01/150 | 230 V 50 Hz | 360 W | 40 KHz | 400 W | 15 L | Drain Tap | 0 - 99 min | 0C° - 80C° | 360 x 330 x 280 mm | 330 x 300 x 150 mm | 8,3 kg |
| UC01/300 | 230 V 50 Hz | 600 W | 40 KHz | 500 W | 30 L | Drain Tap | 0 - 99 min | 0C° - 80C° | 530 x 330 x 330 mm | 500 x 300 x 200 mm | 12,0 kg |

## 0632-

### *DETERGENT LIQUID*

| Art. | Contents | Specification |
|---|---|---|
| 0632/D | 25 l | Solvent base |
| 0632/DA | 25 l | Water dilutable max. 50% |
| 0632/DCF | 25 l | Water dilutable max. 20%, hot usage |

## 0632/DCF05

### *DETERGENT LIQUID*

| | |
|---|---|
| Contents | 5 l |
| Specification | Water dilutable max. 20%, hot or ultrasonic usage |

## A040/201C

NEW

### *ASH VACUUM CLEANER 15 LT*

Ideal for vacuuming cold ashes from stoves, fireplaces and barbecues.

| | |
|---|---|
| Power | 1 kW |
| Capacity | 15 Lt |
| Suction | 15 Kpa |
| Air flow | 25 l/s |
| Motor | 230 V 50/60 Hz |
| Net weight | 3,20 kg |

## A040/101

NEW

### *WET AND DRY VACUUM CLEANER 10 LT*

ABS tank, dual suction and blowing function, complete with accessories.

| | |
|---|---|
| Power | 1 kW |
| Capacity | 10 Lt |
| Suction | 16 Kpa |
| Air flow | 28 l/s |
| Motor | 230 V 50/60 Hz |
| Cable length | 3,5 m |
| Net weight | 3,65 kg |

## A040/301

NEW

### *WET AND DRY VACUUM CLEANER 30 LT*

For industrial use, complete with accessories. With dual vacuum and blowing functions.

| | |
|---|---|
| Power | 1,4 kW |
| Capacity | 30 Lt |
| Suction | 18 Kpa |
| Air flow | 31 l/s |
| Motor | 230 V 50/60 Hz |
| Cable length | 4,0 m |
| Net weight | 6,95 kg |

## A040/301P

NEW

### *WET AND DRY VACUUM CLEANER 30 LT WITH SOCKET*

For industrial use, complete with accessories. With dual vacuum and blowing functions. Equipped with a power tool socket with automatic on/off.

| | |
|---|---|
| Power | 1,4 kW |
| Capacity | 30 Lt |
| Suction | 18 Kpa |
| Air flow | 31 l/s |
| Motor | 230 V 50/60 Hz |
| Cable length | 4,0 m |
| Net weight | 7,05 kg |

## A040/601P

NEW

### *WET AND DRY VACUUM CLEANER 60 LT WITH SOCKET*

For industrial use, complete with accessories. With dual vacuum and blowing functions. Equipped with a power tool socket with automatic on/off.

| | |
|---|---|
| Power | 1,4 kW |
| Capacity | 60 Lt |
| Suction | 18 Kpa |
| Air flow | 31 l/s |
| Motor | 230 V 50/60 Hz |
| Cable length | 4,0 m |
| Net weight | 11,25 kg |

## A040/602

NEW

### *WET AND DRY VACUUM CLEANER 60 LT WITH 2 MOTORS*

For industrial use, complete with accessories. With dual vacuum and blowing functions. With two motors.

| | |
|---|---|
| Power | 2,8 kW |
| Capacity | 60 Lt |
| Suction | 18 Kpa |
| Air flow | 36 l/s |
| Motor | 230 V 50/60 Hz |
| Cable length | 5,0 m |
| Net weight | 15,35 kg |

## A040/802

### *WET AND DRY VACUUM CLEANER 80 LT WITH 2 MOTORS*

For industrial use, complete with accessories. With two motors.

| | |
|---|---|
| Power | 2 kW |
| Capacity | 80 l |
| Motors | 2 (230 V 50 Hz) |
| Suction | 19 Kpa |
| Air flow | 75 l/s |
| Dimensions | 600 x 580 x 950 mm |
| Net weight | 25 kg |

## A040/803

### *WET AND DRY VACUUM CLEANER 80 LT WITH 3 MOTORS*

For industrial use, complete with accessories. With three motors.

| | |
|---|---|
| Power | 3 kW |
| Capacity | 80 l |
| Motors | 3 (230 V 50 Hz) |
| Suction | 19 Kpa |
| Air flow | 96 l/s |
| Dimensions | 600 x 580 x 950 mm |
| Net weight | 28 kg |

## ACAS/001
### *INLET SPONGE FILTER SET*
Compatible:
- A040/602

## ACAS/004
### *METAL EXTENSION PIPE*
Compatible:
- A040/301
- A040/301P
- A040/601P

## ACAS/007
### *BAG FILTER*
Compatible:
- A040/301
- A040/301P

| | |
|---|---|
| Diameter | 300 mm |
| Depth | 180 mm |

## ACAS/010
### *BIG BRUSH*
Compatible:
- A040/101
- A040/301
- A040/301P
- A040/601P

## ACAS/011
### *MULTI FUNCTION BRUSH*
Compatible:
- A040/101
- A040/301
- A040/301P
- A040/601P

## ACAS/014
### *RIGID PLASTIC TUBE*
Compatible:
- A040/101

## ACAS/020
### *INLET SPONGE FILTER SET*
Compatible:
- A040/101

## ACAS/021
### *PAPER BAG SET*
Compatible:
- A040/101

## ACAS/022
### *FLEXIBLE HOSE*
Compatible:
- A040/101
- A040/301
- A040/301P
- A040/601P

## ACAS/023
### *INLET SPONGE FILTER SET*
Compatible:
- A040/301,
- A040/301P
- A040/601P

## ACAS/024
### *HEPA FILTER*
Compatible:
- A040/301
- A040/301P
- A040/601P

## ACAS/025
### *HEPA FILTER*
Compatible:
- A040/201C

## ACAS/026
### *HEPA FILTER*
Compatible:
- A040/602

## A040/8037
### *FLEXIBLE HOSE*
Compatible:
- A040/802
- A040/803

## A040/8040
### *PAIR OF METAL TUBES*
Compatible:
- A040/602,
- A040/802
- A040/803

## A040/8029
### *BAG FILTER*
Compatible:
- A040/802
- A040/803

## A040/8047U
### *WET BRUSH*
Compatible:
- A040/602
- A040/802
- A040/803

## A040/8047S
### *DRY BRUSH*
Compatible:
- A040/602
- A040/802
- A040/803

## A040/8046
### *SHORT TIP*
Compatible:
- A040/602
- A040/802
- A040/803

| | |
|---|---|
| Spare parts | Straight nozzle |

## A040/8048
### *ROUND BRUSH*
Compatible:
- A040/602
- A040/802
- A040/803

## M041

### *PORTABLE PNEUMATIC DOT MARKING MACHINE*

With touch screen computer.

| | |
|---|---|
| Working area | 110 x 40 mm |
| Working speed | 3 - 5 Caracters / sec |
| Workpiece allowed hardness | ≤ HRC62 |
| Net weight | 12 kg |

## M040

### *PNEUMATIC DOT MARKING MACHINE*

USB Type-A connection, software Windows 7 32 bit, Windows XP, Windows 10, Windows 11.

| | |
|---|---|
| Working area | 110 x 80 mm |
| Working speed | 30 - 40 mm / sec |
| Table dimensions | 320 x 300 mm |
| Workpiece allowed hardness | ≤ HRC62 |
| Net weight | 60 kg |
| Software compatibility | Win7 32bit - WinXP - Win10 - Win11 |

## M040/CF

### *WIRE CONTROL FOR DOT MARKING MACHINE*

## M040/CP

### *FOOT CONTROL FOR DOT MARKING MACHINE*

## M040/D

### *DIVIDER FOR DOT MARKING MACHINE*

## M040/SA

### *SHAFTS SUPPORT FOR DOT MARKING MACHINE*

## M040/ST

### *TUBE SUPPORT FOR DOT MARKING MACHINE*

## P012-L

### *HRC 58-60 LETTERS*

| Art. | Punch dimensions | Shank dimensions |
|---|---|---|
| P012/L03 | 3 mm | 6 x 6 x 60h mm |
| P012/L04 | 4 mm | 7 x 7 x 61h mm |
| P012/L05 | 5 mm | 7,5 x 7,5 x 61h mm |
| P012/L06 | 6 mm | 8,8 x 8,8 x 63h mm |
| P012/L08 | 8 mm | 10 x 10 x 66h mm |

## P012-LxP

### *HRC 58-60 LETTERS*

Micro stress.

| Art. | Punch dimensions | Shank dimensions |
|---|---|---|
| P012/L03P | 3 mm | 7 x 7 x 61h mm |
| P012/L04P | 4 mm | 7,5 x 7,5 x 61h mm |
| P012/L05P | 5 mm | 8,8 x 8,8 x 63h mm |
| P012/L06P | 6 mm | 10 x 10 x 66h mm |
| P012/L08P | 8 mm | 12 x 12 x 70h mm |

## P012-N

### *NUMBERS HRC 58-60*

| Art. | Punch dimensions | Shank dimensions |
|---|---|---|
| P012/N03 | 3 mm | 6 x 6 x 60h mm |
| P012/N04 | 4 mm | 7 x 7 x 61h mm |
| P012/N05 | 5 mm | 7,5 x 7,5 x 61h mm |
| P012/N06 | 6 mm | 8,8 x 8,8 x 63h mm |
| P012/N08 | 8 mm | 10 x 10 x 66h mm |

## P012-NxP

### *NUMBERS HRC 58-60*

Micro stress.

| Art. | Punch dimensions | Shank dimensions |
|---|---|---|
| P012/N03P | 3 mm | 7 x 7 x 61h mm |
| P012/N04P | 4 mm | 7,5 x 7,5 x 61h mm |
| P012/N05P | 5 mm | 8,8 x 8,8 x 63h mm |
| P012/N06P | 6 mm | 10 x 10 x 66h mm |
| P012/N08P | 8 mm | 12 x 12 x 70h mm |

## P021

### *ELECTRIC ENGRAVER*

On battery, with 2 diamond tip ø 2.35mm, light weight easy to use, suitable for engraving glass, ceramic, plastic, wood, inox, brass, aluminum, soft steel.

| | |
|---|---|
| Speed | 20000 rpm |
| Length | 160 mm |
| Not included batteries | 2 x 1,5 V AAA |

## P002

### *ENGINEER' S SCRIBER WITH METAL BODY AND HARD-METAL POINT*

| | |
|---|---|
| Length | 153 mm |

## P005

### *STEEL ENGINEER'S SCRIBER*

| | |
|---|---|
| Length | 270 mm |

## P039

### *ENGINEER' S SCRIBER*

With metal body and hard-metal point.

| | |
|---|---|
| Telescopic | |
| Length | 150 mm |

## P020

### *ELECTRIC VIBRATING ENGRAVER*

With vibration adjustment, suitable for engraving glass, ceramic, plastic, wood, inox, brass, aluminum, soft steel.

| | |
|---|---|
| Vibrations | 7200 / min |
| Power | 230 V 50 Hz 13 W |

## P039/PR

### *SET HARD-METAL POINT*

2 Pcs

| | |
|---|---|
| Length | 40 mm |

## P020/P

### *SPARE PART BIT SET*

2 Pcs

# PRESSES

**P001/100EP..**

**P001/75EP..**

**P001/75**

**P001/45**

**P001/30**

**P001/20**

**P001/12**

**P001/10**

**P001/04**

Capacity (Ton)

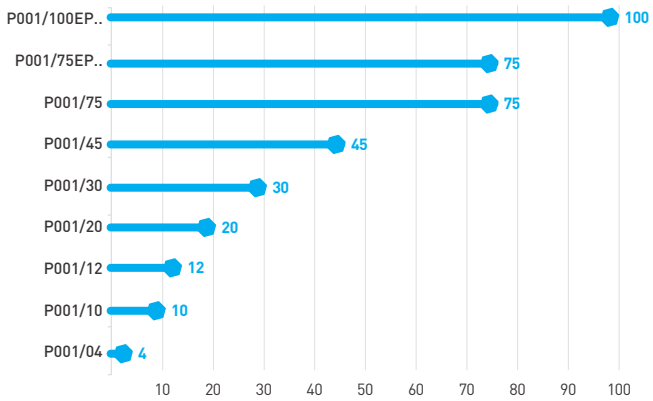


Ram stroke (mm)

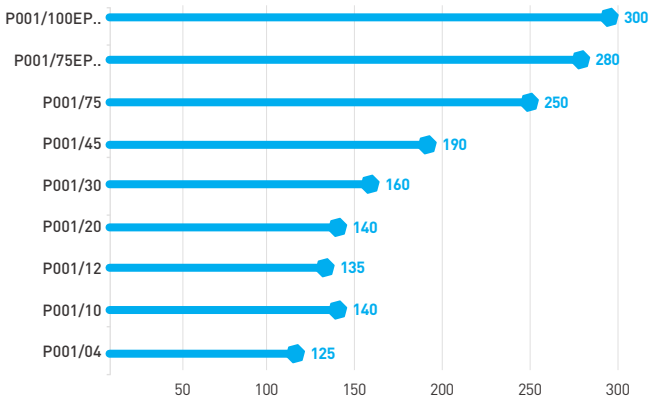


Working area

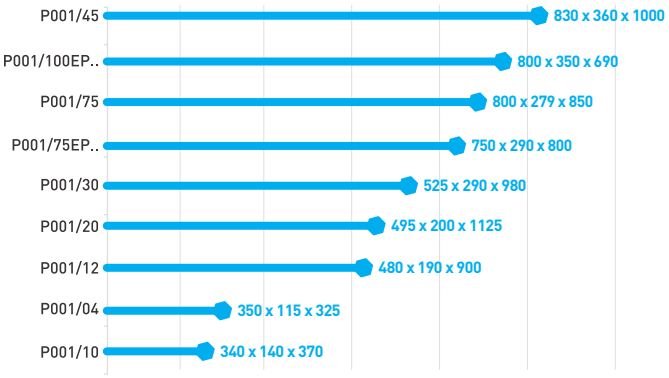

## P001/100EP400V

NEW

### *100 TON ELECTROMECHANICAL PRESS WITH 400V MOTOR*

Equipped with single-hand operated lever control, wheeled piston assembly, and height-adjustable work surface with chain-driven lifting mechanism.

| | |
|---|---|
| Capacity | 100000 kg |
| Working area | 800 x 350 x 690h mm |
| Cylinder Ø | 180 mm |
| Ram Ø | 81 mm |
| Ram stroke | 300 mm |
| Working pressure | 38,5 MPa |
| Dimensions | 1300 x 950 x 2000h mm |
| Net weight | 785 kg |
| Motor | 400 V 50-60 Hz 3 kW |
| Tank capacity | 60 l |
| Usage time | Max 10 min continuous use |

## P001/100EP230V

NEW

### *100 TON ELECTROMECHANICAL PRESS WITH 230V MOTOR*

## P001/75EP400V

NEW

### *75 TON ELECTROMECHANICAL PRESS WITH 400V MOTOR*

Equipped with single-hand operated lever control, wheeled piston assembly, and height-adjustable work surface with chain-driven lifting mechanism.

| | |
|---|---|
| Capacity | 75000 kg |
| Working area | 750 x 290 x 800h mm |
| Cylinder Ø | 160 mm |
| Ram Ø | 75 mm |
| Ram stroke | 280 mm |
| Working pressure | 36,6 Mpa |
| Dimensions | 1200 x 850 x 2000h mm |
| Net weight | 580 kg |
| Motor | 400 V 50-60 Hz 3 kW |
| Tank capacity | 60 l |
| Usage time | Max 10 min continuous use |

## P001/75EP230V

NEW

### *75 TON ELECTROMECHANICAL PRESS WITH 230V MOTOR*

## P001/75

### *PNEUMATIC HYDRAULIC SHOP PRESS*

Equipped with mobile piston with trolley, with winch for table handling, two speed manual control and pneumatic servo pump with foot control.

| | |
|---|---|
| Capacity | 75000 kg |
| Working area | 800 x 279 x 850h mm |
| Cylinder Ø | 125 mm |
| Ram Ø | 78 mm |
| Ram stroke | 250 mm |
| Working pressure | 0,75 ÷ 0,85 MPa |
| Dimensions | 1140 x 800 x 1896h mm |
| Net weight | 460 kg |

NEW PRICE

## P001/45

### *HYDRAULIC SHOP PRESS WITH MANUAL PNEUMATIC CONTROL*

With manual winch for bench handling, equipped with manual control and pneumatic servo pump with hand control.

| | |
|---|---|
| Capacity | 45000 kg |
| Working area | 830 x 360 x 1000h mm |
| Cylinder Ø | 90 mm |
| Ram Ø | 58 mm |
| Ram stroke | 190 mm |
| Working pressure | 7÷ 8 bar |
| Max. pressure | 63,5 MPa |
| Dimensions | 1400 x 800 x 1700h mm |
| Net weight | 330 kg |

NEW PRICE

## P001/30

### *HYDRAULIC SHOP PRESS*

With two speed pump and movable piston.

| | |
|---|---|
| Capacity | 30000 kg |
| Working area | 525 x 290 x 980h mm |
| Cylinder Ø | 92 mm |
| Ram Ø | 56 mm |
| Ram stroke | 160 mm |
| Max. pressure | 69 MPa |
| Dimensions | 875 x 700 x 1780h mm |
| Net weight | 145 kg |

NEW PRICE

## P001/20

### *HYDRAULIC SHOP PRESS*

With moveable piston.

NEW PRICE

| | |
|---|---|
| Capacity | 20000 kg |
| Working area | 495 x 200 x 1125h mm |
| Cylinder Ø | 75 mm |
| Ram Ø | 48 mm |
| Ram stroke | 140 mm |
| Max. pressure | 69,3 MPa |
| Dimensions | 690 x 600 x 1830h mm |
| Net weight | 94 kg |

## P001/12

### *HYDRAULIC SHOP PRESS*

With movable piston.

NEW PRICE

| | |
|---|---|
| Capacity | 12000 kg |
| Working area | 480 x 190 x 900h mm |
| Cylinder Ø | 56 mm |
| Ram Ø | 38 mm |
| Ram stroke | 135 mm |
| Max. pressure | 69 MPa |
| Dimensions | 730 x 550 x 1600h mm |
| Net weight | 60 kg |

## P001/10

### *HYDRAULIC SHOP PRESS*

With bench and movable piston.

NEW PRICE

| | |
|---|---|
| Capacity | 10000 kg |
| Working area | 340 x 140 x 370h mm |
| Cylinder Ø | 56 mm |
| Ram Ø | 38 mm |
| Ram stroke | 130 mm |
| Max. pressure | 69 MPa |
| Dimensions | 565 x 500 x 1040h mm |
| Net weight | 52 kg |

## P001/04

### *HYDRAULIC SHOP PRESS*

Counter top, 4 ton, for brearings.

NEW PRICE

| | |
|---|---|
| Capacity | 4000 kg |
| Working area | 350 x 115 x 325h mm |
| Cylinder Ø | 40 mm |
| Ram Ø | 25 mm |
| Ram stroke | 125 mm |
| Max. pressure | 51 MPa |
| Dimensions | 450 x 400 x 655h mm |
| Net weight | 30 kg |

## 0485

### *SHOP PRESS PIN SET*

Of 20t and 30t.

8 Pcs

| | |
|---|---|
| Pins head size | 24,7 mm |

## P022-

### *RATCHET ARBOR PRESS*

With removeable revolving table.

P022/05

P022/10

P022/20

| Art. | Capacity | Max height piece | Max ø piece | Arbor size | Net weight |
|---|---|---|---|---|---|
| P022/05 | 5000 N | 90 mm | 160 mm | 19 x 19 mm | 8 kg |
| P022/10 | 10000 N | 100 mm | 180 mm | 25 x 25 mm | 12 kg |
| P022/20 | 20000 N | 170 mm | 260 mm | 30 x 30 mm | 27 kg |

## P029-

### *RATCHET ARBOR PRESS*

With removeable revolving table.

P029/2

P029/3

| Art. | Capacity | Dimensions | Max height piece | Max ø piece | Arbor size | Net weight |
|---|---|---|---|---|---|---|
| P029/2 | 15000 N | 390 x 160 x 720h mm | 190 mm | 180 mm | 30 x 30 mm foro 10 mm | 42 kg |
| P029/3 | 25000 N | 450 x 200 x 870h mm | 290 mm | 250 mm | 37,5 x 37,5 mm foro 13,8 mm | 60 kg |

## P028-

### *HAND PUNCH*

With spring loaded return.

NEW PRICE

P028/07

P028/14

| Art. | Capacity | Dimensions | Max height piece | Max ø piece | Spindle travel | Net weight |
|---|---|---|---|---|---|---|
| P028/07 | 1500 N | 240 x 155 x 335h mm | 230 mm | 150 mm | 50 mm | 8,5 kg |
| P028/14 | 2000 N | 280 x 170 x 760h mm | 275 mm | 180 mm | 70 mm | 18 kg |

## 0054/10

### HYDRAULIC BODY FRAME REPAIR KIT

NEW PRICE

| | |
|---|---|
| Capacity | 10 ton |
| Ram length | 330 mm |
| Ram stroke | 130 mm |
| Net weight | 30 kg |
| Extensions | 140 - 240 - 340 - 590 mm |

## 0054/4

### HYDRAULIC BODY FRAME REPAIR KIT

NEW PRICE

| | |
|---|---|
| Capacity | 4 ton |
| Ram length | 270 mm |
| Ram stroke | 120 mm |
| Net weight | 19 kg |

## 0664

### HYDRAULIC PUMP WITH PNEUMATIC PEDAL CONTROL

Useful for shop press, trolley jacks and rams.

| | |
|---|---|
| Rated pressure | 70 MPa |
| Working pressure | 7 ÷ 8 bar |
| Usable oil capacity | 690 ml |
| Avg air cons. | 10 SCFM |
| Net weight | 8 kg |

## 0271

### HYDRAULIC PUMP

With pump activation pedal.

| | |
|---|---|
| Rated pressure | 63,7 MPa |
| Usable oil capacity | 790 ml |
| Hose length | 1500mm |
| Net weight | 7 kg |

## 0663

### PULL BACK RAM

| | |
|---|---|
| Capacity | 5 ton |
| Length closed | 560 mm |
| Length Open | 690 mm |

| | |
|---|---|
| Cylinder Ø | ø 33 mm |
| Swing | 130 mm |
| Net weight | 5,5 kg |

FERVI

## 0567

### *LOW PROFILE HYDRAULIC TROLLEY JACK*

2 tons, made of steel.

| | |
|---|---|
| Capacity | 2 ton |
| Dimensions | 580 x 165 x 235h mm |
| Lifting | 90 ÷ 385 mm |
| Net weight | 13 kg |

## 0457

### *LOW PROFILE JACK*

2 tons, made of steel, with round handle.

| | |
|---|---|
| Capacity | 2 ton |
| Dimensions | 785 x 350 x 152 mm |
| Lifting | 70 ÷ 500 mm |
| Net weight | 41 kg |

## 0369

### *HYDRAULIC TROLLEY JACK*

Dual pump, with removeable saddle and rubber pad.

| | |
|---|---|
| Capacity | 3,5 ton |
| Dimensions | 745 x 335 x 180 mm |
| Lifting | 110 ÷ 560 mm |
| Net weight | 46 kg |

## 0375A

### *LOW PROFILE HYDRAULIC TROLLEY JACK*

2,5 ton, double pump quick lift, with load limiter.

| | |
|---|---|
| Capacity | 2,5 ton |
| Dimensions | 680 x 345 x 220h mm |
| Lifting | 75 ÷ 500 mm |
| Net weight | 32,5 kg |

## 0065A

### *HYDRAULIC TROLLEY JACK*

With removable saddle.

| | |
|---|---|
| Capacity | 3 ton |
| Dimensions | 660 x 345 x 260 mm |
| Lifting | 140 ÷ 515 mm |
| Net weight | 33 kg |

## C038/30

### *HYDRAULIC TROLLEY JACK*

PLAY

| | |
|---|---|
| Capacity | 3 ton |
| Dimensions | 572 x 328 x 175h mm |
| Lifting | 130 ÷ 465 mm |
| Net weight | 28 kg |

## 0060

### *HYDRAULIC TROLLEY JACK*

Metal body frame. Handle for hand carrying. Extendable lever.

| | |
|---|---|
| Capacity | 2 ton |
| Dimensions | 535 x 225 x 145 mm |
| Lifting | 135 ÷ 385 mm |
| Net weight | 11 kg |

## C039/25

### *HYDRAULIC TROLLEY JACK*

Aluminium and steel hydraulic trolley jack with double pump.

| | |
|---|---|
| Capacity | 2.5 ton |
| Dimensions | 659 x 289 x 165h mm |
| Lifting | 100 ÷ 465 mm |
| Net weight | 29,5 kg |

## C039/15

### *HYDRAULIC TROLLEY JACK*

Aluminium and steel hydraulic trolley jack with double pump.

| | |
|---|---|
| Capacity | 1,5 ton |
| Dimensions | 490 x 270 x 130h mm |
| Lifting | 90 ÷ 358 mm |
| Net weight | 15 kg |

## 0658

### *HYDRAULIC JACK*

| | |
|---|---|
| Capacity | 10 ton |
| Lifting range of foot | 30 ÷ 260 mm |
| Lifting range of head | 420 ÷ 665 mm |
| Net weight | 30 kg |

## 0067

### *COUPLE JACK STAND*

Height adjustable with fixing pin.

NEW PRICE

| | |
|---|---|
| Capacity | 2 ton |
| Heigths | 240 - 270 - 320 - 365 mm |
| Net weight | 3 kg |

## 0069-

### *COUPLE JACK STAND*

PLAY

| Art. | Capacity | Height min - max | Base dimensions | Net weight |
|---|---|---|---|---|
| 0069/3 | 3 ton | 298 ÷ 428 mm | 190 x 210 mm | 6,5 kg |
| 0069/6 | 6 ton | 400 ÷ 610 mm | 260 x 285 mm | 13 kg |
| 0069/10 | 10 ton | 468 ÷ 718 mm | 290 x 328 mm | 29 kg |

## 0021/1

### *HYDRAULIC FOLDING CRANE*

With two pivoting wheels with brakes, cast iron wheels. Lowering system and pumping lever arranged laterally. The ability to fold the legs when not in use allows it to be stored in confined spaces.

| | |
|---|---|
| Capacity | 1000 kg |
| Dimensions | 1555 x 1010 x 1455h mm |
| Fold dimensions | 720 x 490 x 1520h mm |
| Min/max reach | 715 ÷ 990 mm |
| Hook heights with raised arm | 1800 mm @ 1000 kg \| 1970 mm @ 250 kg |
| Hook heights with lowered arm | 160 mm @ 250 kg \| 400 mm @ 1000 kg |
| Front opening | 890 mm |
| Net weight | 64,5 kg |

## 0021/2

### *HYDRAULIC FOLDING CRANE*

With two pivoting wheels with brakes, cast iron wheels. Lowering system and pumping lever arranged laterally. The ability to fold the legs when not in use allows it to be stored in confined spaces.

| | |
|---|---|
| Capacity | 2000 kg |
| Dimensions | 1730 x 1025 x 1400h mm |
| Fold dimensions | 760 x 760 x 1635h mm |
| Min/max reach | 750÷ 1280 mm |
| Hook heights with raised arm | 1870 mm @ 2000 kg \| 2280 mm @ 500 kg |
| Hook heights with lowered arm | 0 mm @ 500 kg \| 430 mm @ 2000 kg |
| Front opening | 910 mm |
| Net weight | 90,5 kg |

## 0094

### *TRANSMISSION JACK*

With load limiter, cross support and tilt support to better align and position gearboxes and differentials.

| | |
|---|---|
| Capacity | 500 kg |
| Dimensions | 700 × 660 x 1190h mm |
| Min - Max height | 1190 ÷ 2000 mm |
| Net weight | 32,5 kg |

## S033

### *ENGINE STAND*

Equipped with 2 swivel wheels with brakes and 2 fixed cast iron wheels, it allows the motor to tilt in 8 positions. Includes a rotating tray for small parts.




| | | | |
|---|---|---|---|
| Capacity | 600 kg | A | 720 mm |
| Dimensions | 1200 x 840 x 930 mm | B | 840 mm |
| Net weight | 27,5 kg | C | 170 mm |

## S068

### *ENGINE STAND*

2 swivel wheels with brake and 2 fixed cast iron wheels, possibility to tilt the engine. The ability to fold it when not in use allows it to be stored in confined spaces.

| | | | |
|---|---|---|---|
| Capacity | 680 kg | | |
| Dimensions | 860 x 830 x 900 mm | B | 810 mm |
| Net weight | 31 kg | C | 180 mm |
| A | 820 mm | D | 680 mm |

## S019

### *ENGINE STAND*

2 wheels with breaks and 2 fix wheels, possibility to tilt the motor.

| | | | |
|---|---|---|---|
| Capacity | 450 kg | | |
| Dimensions | 865 x 810 x 870 mm | B | 810 mm |
| Net weight | 21 kg | C | 150 mm |
| A | 780 mm | D | 450 mm |

## S024

### *ENGINE SUPPORT*

Engine support holds your engine or transmission in place during heavy automotive repairs, used to support the engine while removing gear box, transmission, replacing clutch and all motor mounts. Rubber feet for safe hold of motor, easy regulation for hold engine in its place in the car. swivel and tilting holders.

| | | | |
|---|---|---|---|
| Capacity | 500 kg | Bed length | 730 ÷ 1480 mm |
| Adjusting height | 205 mm | Net weight | 13 kg |

## 0147

### *SHOP CRANE LEVELER*

Shop crane and crane leveler, easy to use, just crank to level, tilts forward and backward for easy motor mount alignment.

| | | | |
|---|---|---|---|
| Capacity | 680 kg | | |
| Width | 440 mm | Chain | 350 mm |
| Max stroke of slide | 330 mm | Net weight | 5 kg |

## R015

### *CAR RAMPS SET*

Set consisting of two solid ramps to facilitate work under vehicles. These small ramps are suitable for the most common models of small cars and SUV or even longer vehicles. Made of polypropylene, the wedges are significantly more reliable than steel ramps. In addition, thanks to their non-slip structure, they offer excellent stability. Lightweight and well-shaped, the ramps are easy to transport and space-saving.

| | |
|---|---|
| Dimensions | 905 x 330 x 218 mm |
| Capacity | 2,5 ton |
| Max tire width | 240 mm |
| Min - Max height | 170 mm |
| Tilting | 15° |
| Net weight | 8 kg |

## 0649-

### *ALUMINUM RAMPS*

In aluminum with non-slip floors. Load 170kg.



| Art. | Dimensions | Capacity | Max Working angle | Max Working height | Net weight |
|---|---|---|---|---|---|
| 0649/1500 | 1520 x 735 mm | 170 kg | 12,5 % (7°) | 180 mm | 13,5 kg |
| 0649/1800 | 1800 x 735 mm | 150 kg | 12,5 % (7°) | 220 mm | 16 kg |

## 0594

### *OIL DRAINER WITHOUT TANK*

With wheels, to use under lifts, for waste oil.

| | |
|---|---|
| Height min - max | 1150 - 1700 mm |
| Base dimensions | 390 x 390 mm |
| Net weight | 13 kg |

## 0595

### *OIL DRAINER*

With thank and wheels, to use under lifts, for waste oil.

| | |
|---|---|
| Tank capacity | 70 l |
| Height min - max | 1170 ÷ 1860 mm |
| Maximum tank pressure | 0,45 bar |
| Net weight | 23 kg |

## 0596

### *PNEUMATIC OIL DRAINER*

With wheels and different size of suction probes, for waste oil, for use under lifts too.

| | |
|---|---|
| Tank capacity | 70 l |
| Measuring tank capacity | 10 l |
| Height max | 1500 mm |
| Metal probe | 2 x Ø 6 mm x 695 mm |
| Nylon probe | 2 x Ø 6 mm x 680 mm \| 2 x Ø 8 mm x 700 mm |
| Suction | Ø 6 x 4,5 mm - 0,4 ÷ 0,8 l/min \| Ø 8 x 6,5 mm - 1 ÷ 1,6 l/min |
| Rubber hose length | Suction 1500 mm \| Drain 2050 mm |
| Power pressure | 8 ÷ 10 bar |
| Maximum tank pressure | 0,45 bar |
| Net weight | 25 kg |

## 0630/2720

### *12V ELECTRIC WINCH - DIRECT CURRENT*

Permanent magnet motor, metal frame, strong cable, with anti unwinding device and cable guide. To be used only for horizontal pulling, not suitable for lifting.

| | |
|---|---|
| Rated line pull | 2720 kg |
| Speed | 1,3 - 4,5 m/min |
| Motor | 12 V 1,3 kW 1,8 hp |
| Gear Reduction ratio | 294:1 |
| Cable size | Ø 7,2 mm x 32 m |
| Drum dimensions | ø 63 x 228 mm |
| Overall dimensions | 520 x 180 x 175h mm |
| Net weight | 29 kg |

## 0630/2200

### *12V ELECTRIC WINCH - DIRECT CURRENT*

Permanent magnet motor, metal frame, strong cable, with anti unwinding device and cable guide. To be used only for horizontal pulling, not suitable for lifting.

| | |
|---|---|
| Rated line pull | 2000 kg |
| Speed | 1,5 - 3,6 m/min |
| Motor | 12 V 1,0 kW 1,3 hp |
| Gear reduction ratio | 172:1 |
| Cable size | Ø 6,4 mm x 14,5 m |
| Drum dimensions | ø 45 x 97 mm |
| Overall dimensions | 364 x 126 x 141h mm |
| Net weight | 13 kg |

## 0630/0900

### *12V ELECTRIC WINCH - DIRECT CURRENT*

Permanent magnet motor, metal frame, hook with pulley for double pull, resistant cable, with anti unwinding device and cable guide. To be used only for horizontal pulling, not suitable for lifting.

| | |
|---|---|
| Rated line pull | 450 / 900 kg |
| Speed | 1,3 - 3,2 m/min |
| Motor | 12 V 0,7 kW 0,9 hp |
| Gear reduction ratio | 153:1 |
| Cable size | Ø 4 mm x 15 m |
| Drum dimensions | ø 31,5 x 73 mm |
| Overall dimensions | 285 x 105 x 105h mm |
| Net weight | 6,7 kg |

## S029

### *ELECTRO-HYDRAULIC MOTORCYCLE LIFT TABLE*

| | |
|---|---|
| Max lifting capacity | 600 kg |
| Platform dimensions | 2200 x 750 mm |
| Total length | 2995 mm |
| Service hole dimensions | 550 x 340 mm |
| Min - Max height | 260 - 520 - 625 - 710 - 780 - 840 mm |
| Vice | 330 x 320 mm |
| Vice opening | 40 ÷ 180 mm |
| Motor | 230 V 50 Hz 0,55 kW |
| Net weight | 225 kg |

## S029P

### *ELECTRO-HYDRAULIC MOTORCYCLE LIFT TABLE*

With pump and separate control system that give the possibility to position it at floor level.

| | |
|---|---|
| Max lifting capacity | 600 kg |
| Platform dimensions | 2200 x 750 mm |
| Total length | 2995 mm |
| Service hole dimensions | 550 x 340 mm |
| Min - Max height | 215 - 520 - 625 - 710 - 780 - 840 mm |
| Vice | 330 x 320 mm |
| Vice opening | 40 ÷ 180 mm |
| Motor | 230 V 50 Hz 0,55 kW |
| Net weight | 240 kg |

## S027

### *ELECTRO-HYDRAULIC MOTORCYCLE LIFT TABLE*

| | |
|---|---|
| Max lifting capacity | 600 kg |
| Platform dimensions | 1800 x 600 mm |
| Total length | 2600 mm |
| Service hole dimensions | 550 x 340 mm |
| Min - Max height | 260 ÷ 880 mm |
| Vice | 330 x 320 mm |
| Vice opening | 40 ÷ 200 mm |
| Motor | 230 V 50 Hz 0,55 kW |
| Net weight | 150 kg |

## S027ATV

### *ELECTRO-HYDRAULIC ATV & MOTORCYCLE LIFT TABLE*

| | |
|---|---|
| Max lifting capacity | 600 kg |
| Platform dimensions | 1800 x 1200 mm |
| Total length | 2600 mm |
| Service hole dimensions | 550 x 340 mm |
| Min - Max height | 260 ÷ 880 mm |
| Vice | 330 x 320 mm |
| Vice opening | 40 ÷ 200 mm |
| Motor | 230 V 50 Hz 0,55 kW |
| Net weight | 235 kg |

## S008/M

### *HYDRAULIC MOTORCYCLE LIFT TABLE*

With foot pump.

NEW PRICE

PLAY

| | |
|---|---|
| Max lifting capacity | 400 kg |
| Platform dimensions | 1825 x 660 mm |
| Total length | 2500 mm |
| Min - Max height | 195 ÷ 750 mm |
| Vice | 410 x 100 mm |
| Vice opening | 210 x 50 mm |
| Net weight | 133 kg |

## S013

### *HYDRAULIC LIFT TABLE*

With foot pu mp and pneumatic control.

| | |
|---|---|
| Max lifting capacity | 600 kg |
| Platform dimensions | 2000 x 1220 mm |
| Total length | 2575 mm |
| Min - Max height | 185 ÷ 825 mm |
| Net weight | 230 kg |

## 0452

### *MOTORCYCLE SCISSORS LIFT*

Scissor support stand suitable for use on the floor or on a motorcycle lift to repair bikes, with 2 height adjustable and removable sliding supports.

| | | | |
|---|---|---|---|
| Max lifting capacity | 400 kg | Stand height | 55 - 80 mm |
| Platform dimensions | 450 × 150 mm | Hexagon | 22 mm |
| Min - Max height | 95 ÷ 400 mm | Net weight | 14 kg |

## 0430

### *MOTORCYCLE DOLLY*

Powder coated steel. it is suitable for motorcycles and scooters that have the side stand. it allows you to move and to park your bike in tight spaces.

| | |
|---|---|
| Maximum capacity | 300 kg |
| Length | 1929 mm |
| Net weight | 33 kg |

## 0241

### *MOTORCYCLE WHEEL BLOCK*

Strong body, simple and easy use, adjustable wheel size, safety lock.

| | |
|---|---|
| Wheel diameter | 381 - 533 mm |
| Overall dimensions | 730 x 468 x 440h mm |
| Net weight | 10 kg |

## 0217

### *VEHICLE POSITIONING JACK*

With wheel positionig brakes.

| | | | |
|---|---|---|---|
| Capacity | 680 kg | Max tire width | 325 mm |
| Lateral stroke | 370 mm | Overall dimensions | 730 x 468 x 440h mm |
| Working range | 710 - 340 mm | Net weight | 15 kg |

## S017

### *UNIVERSAL TELESCOPIC CART*

Adjustable in height and length, made of square steel pipes, after use it can be stored in small space, upper sides with rubber to prevent scratches and give more stability to the leaned object, 4 swivel casters of which 2 with brake, ideal for the car body repair, for repairing and spraying area.

| | |
|---|---|
| Height min - max | 840 ÷ 1320 mm |
| Length | 225 ÷ 1380 mm |
| Width | 860 mm |
| Capacity | 100 kg |
| Net weight | 26 kg |

## 0645/S

### *SHOP SEAT*

With pivoting wheels, tool holder base, seat with padding.

| | |
|---|---|
| Dimensions | 440 x 375 x 400h mm |
| Net weight | 4,2 kg |

## 0645/CC

### *THREE-DRAWER CAR SEAT*

Equipped with 3 drawers with bearings, 3 can trays and a small frontal tray, 4 pivoting wheels.

| | |
|---|---|
| Dimensions | 370 x 400 x 367h mm |
| Drawer dimensions | 3 - 150 x 300 x 40h mm |
| Maximum capacity | 120 Kg |
| Net weight | 8 kg |

## 0645/CP

### *PLASTIC CREEPER*

Shockproof, with 6 wheels.

| | |
|---|---|
| Dimensions | 1000 x 470 x 120h mm |
| Net weight | 4,8 kg |

## 0645/C

### *6 WHEELS CAR CREEPER*

| | |
|---|---|
| Dimensions | 1030 x 420 x 100h mm |
| Net weight | 6,5 kg |
| Maximum capacity | 120 Kg |

## 0645/SS

### *2 IN 1 CREEPER AND SEAT*

| | |
|---|---|
| Creeper dimensions | 1020 x 410 x 150h mm |
| Seat dimensions | 550 x 410 x 500h mm |
| Net weight | 9 kg |
| Maximum capacity | 120 Kg |

## 0256-

### *HYDRAULIC RAM*

| Art. | Maximum capacity | Working pressure | Min-max lifting height | Cylinder Ø | Ram stroke | Dimensions | Net weight |
|---|---|---|---|---|---|---|---|
| 0256/05 | 5 ton | 63 Mpa | 33 ÷ 39 mm | Ø 24 mm | 6 mm | 45 x 95 mm | 0,6 kg |
| 0256/10 | 10 ton | 63,7 Mpa | 44 ÷ 55 mm | Ø 38 mm | 11 mm | 56 x 118 mm | 1,3 kg |
| 0256/20 | 20 ton | 63,7 Mpa | 52 ÷ 63 mm | Ø 50 mm | 11 mm | 76 x 138 mm | 2,6 kg |
| 0256/30 | 30 ton | 63,7 Mpa | 60 ÷ 72 mm | Ø 63 mm | 12 mm | 95 x 158 mm | 4,4 kg |
| 0256/50 | 50 ton | 63,7 Mpa | 66 ÷ 78 mm | Ø 70 mm | 12 mm | 118 x 186 mm | 6,7 kg |

## 0062-

### *BOTTLE JACK*

Hydraulic jack. It provides an excellent stability thanks to its small size. Easy to carry and use.

| Art. | Capacity | Min. height | Lifting | Adjusting height | Base dimensions | Ram diameter | Net weight |
|---|---|---|---|---|---|---|---|
| 0062/2 | 2 ton | 168 mm | 100 mm | 48 mm | 95 x 78 mm | Ø 22 mm | 2,5 kg |
| 0062/5 | 5 ton | 207 mm | 125 mm | 70 mm | 117 x 97 mm | Ø 32 mm | 4 kg |
| 0062/10 | 10 ton | 222 mm | 145 mm | 80 mm | 124 x 106 mm | Ø 35 mm | 5 kg |
| 0062/15 | 15 ton | 227 mm | 150 mm | 80 mm | 141 x 118 mm | Ø 48 mm | 7,5 kg |
| 0062/20 | 20 ton | 235 mm | 150 mm | 60 mm | 152 x 124 mm | Ø 53 mm | 9 kg |
| 0062/32 | 32 ton | 285 mm | 180 mm | - | 170 x 160 mm | Ø 56 mm | 13,5 kg |
| 0062/50 | 50 ton | 295 mm | 180 mm | - | 215 x 175 mm | Ø 85 mm | 29 kg |

## 0010

### *LIFT TROLLEY*

With foldable handle, mechanical blocking system of the platform, swivel wheels with brakes.

| | |
|---|---|
| Capacity | 500 kg |
| Table dimensions | 850 x 500 x 50 mm |
| Lifting | 290 ÷ 880 mm |
| Net weight | 86 kg |

## 0075

### *LIFT TROLLEY*

With foldable handle with mechanical blocking system, swivel wheels with brakes.

| | |
|---|---|
| Capacity | 300 kg |
| Table dimensions | 850 x 500 x 50 mm |
| Lifting | 290 ÷ 880 mm |
| Net weight | 78 kg |

## 0467

### *HIGH LIFT TROLLEY*

With double scissor action, mechanical blocking system of the platform, swivel wheels with brakes.

| | |
|---|---|
| Capacity | 350 kg |
| Table dimensions | 910 x 500 x 53 mm |
| Lifting | 370 ÷ 1300 mm |
| Net weight | 92 kg |

## C650

### *THREE SHELVES TROLLEY*

Strong and easy to assemble, 2 swivel and 2 fixed casters.

| | |
|---|---|
| Dimensions | 800 x 450 x 800h mm |
| Steel thickness | 1,5 mm |
| Wheels | Ø 80 mm |
| Capacity | 100 kg |
| Net weight | 17 kg |

## C750

### *THREE SHELVES TROLLEY*

Strong and easy to assemble , 2 swivel and 2 fixed casters.

| | |
|---|---|
| Dimensions | 940 x 600 x 870h mm |
| Steel thickness | 2,3 mm |
| Wheels | Ø 150 mm |
| Capacity | 200 kg |
| Net weight | 52 kg |

## C065/2

### *PP TWO SHELVES TOOL CART*

Light weight, strong and easy to assemble , 2 swivel and 2 fixed casters.

| | |
|---|---|
| Dimensions | 1010 x 440 x 840h mm |
| Wheels | Ø 125 mm |
| Capacity | 250 kg |
| Net weight | 15,5 kg |

## C075/2

### *PP TWO SHELVES TOOL CART*

Light weight, strong and easy to assemble , 2 swivel and 2 fixed casters.

| | |
|---|---|
| Dimensions | 1170 x 652 x 840h mm |
| Wheels | Ø 125 mm |
| Capacity | 250 kg |
| Net weight | 22,5 kg |

## C009

### *CART WITH WOODEN SHELF*

Cart made of steel, with 2 fixed wheels and 2 swivel wheels with brake.

| | |
|---|---|
| Overall dimensions | 1000 x 800 x 810h mm |
| Steel thickness | 2 mm |
| Plate thickness | 36 mm |
| Wheels | Ø 150 mm |
| Capacity | 150 kg |
| Net weight | 52 kg |

## Cx

### *PVC PLATFORM TROLLEY*

With foldable handle, 2 fixed casters and 2 swivel casters.

| Art. | Wheels | Capacity | Platform dimensions | Height | Net weight |
|---|---|---|---|---|---|
| C150 | Ø 100 mm | 150 kg | 700 x 450 mm | 820 mm | 7,8 kg |
| C300 | Ø 125 mm | 300 kg | 900 x 600 mm | 890 mm | 13,4 kg |

## C170P

### *FOLDING ALUMINIUM HAND TRUCK*

Folding hand truck with automatic opening through a simple push on the toe plate. Automatic locking in the open or closed position. Telescopic structure and toe plate in aluminum.

| | |
|---|---|
| Sizes of the wheel | Ø 125 x 28 mm |
| Hole diameter | 6 mm |
| Capacity | 70 kg |
| Toe plate dimensions | 385 x 275 mm |
| Net weight | 3,00 kg |
| Dimensions | 385 x 410 x 985h mm |
| Overall dimensions | 385 x 55 x 635h mm |

## C1101

### *HAND TRUCK WITH SOLID WHEELS*

For flower pots and boxes, safety handles, epoxy painting.

| | |
|---|---|
| Sizes of the wheel | Ø 200 x 40 mm |
| Hole diameter | 12 mm |
| Capacity | 80 kg |
| Toe plate dimensions | 350 x 180 mm |
| Net weight | 5,70 kg |
| Dimensions | 460 x 370 x 1000 h mm |

## C1102

### *HAND TRUCK WITH SOFT WHEELS*

For flower pots and boxes, safety handles, epoxy painting.

| | |
|---|---|
| Pneumatic wheels | Ø 260 x 85 mm |
| Capacity | 200 kg |
| Toe plate dimensions | 450 x 215 mm |
| Net weight | 8,5 kg |

## C182

### *ALUMINUM HAND TRUCK WITH PNEUMATIC WHEELS*

Aluminium.

| | |
|---|---|
| Pneumatic wheels | Ø 260 x 85 mm |
| Capacity | 200 kg |
| Toe plate dimensions | 300 x 205 mm |
| Net weight | 6 kg |

## C189

### *MULTIFUNCTION HAND TRUCK*

With pneumatic wheels for firewood, pots, boxes and other objects. strong, easy to handle and versatile. Plastic handles.

| | |
|---|---|
| Pneumatic wheels | Ø 260 x 85 mm |
| Capacity | 150 kg |
| Toe plate dimensions | 400 x 250 mm |
| Movable grid | 340 x 390 mm |
| Net weight | 11,5 kg |

## C183

### *STAIR-CLIMBING HAND TRUCK*

Safety handles, epoxy painting.

| | |
|---|---|
| Sizes of the wheel | Ø 155 x 42 mm |
| Hole diameter | 16 mm |
| Capacity | 200 kg |
| Toe plate dimensions | 310 x 220 mm |
| Net weight | 13,5 kg |
| Dimensions | 500 x 620 x 1180h mm |

## C184

### *2-IN-1 HAND TRUCK*

Can be used in two positions to facilitate the handling of heavy and bulky loads.

| | |
|---|---|
| Pneumatic wheels | Ø 260 x 83 mm |
| Mobile wheels | Ø 100 x 23 mm |
| Hole diameter | 20 mm - 10 mm |
| Capacity | 250 kg |
| Toe plate dimensions | 390 x 140 mm |
| Movable grid | 325 x 335 mm |
| Platform dimensions | 380 x 850 mm |
| Net weight | 12 kg |
| Dimensions | 590 x 420 x 1117h mm<br>590 x 1117 x 1050h mm |

## 0461

### *POLYURETHANE WHEEL*

260 x 85mm not pierceable, with Ø 20mm bearing and adapter from 20mm to 18mm, for hand trucks with 18-20mm wheel shaft.

| | |
|---|---|
| Sizes of the wheel | 250 x 75 mm |
| Hole sizes | Ø 20 - 18 x 74 mm |

## 0237-

### *LEVER CHAIN HOIST*

| Art. | Capacity | Lifting | Net weight |
|---|---|---|---|
| 0237/05 | 500 kg | 1500 mm | 5 kg |
| 0237/15 | 1500 kg | 1500 mm | 10 kg |

## 0056-

### *CHAIN HOIST*

NEW PRICE

| Art. | Capacity | Lifting | Net weight |
|---|---|---|---|
| 0056/1 | 1000 kg | 3000 mm | 11 kg |
| 0056/2 | 2000 kg | 3000 mm | 20 kg |

## P019

### *FOLDING ANTISLIP PLATFORM*

Antislip professional, made of aluminum, easy to use, suitable for a wide range of activities in different sectors, such as: home, auto and othres.

| | |
|---|---|
| Capacity | 150 kg |
| Dimensions | 1260 x 380 x 500 mm |
| Platform dimensions | 950x300 mm |
| Net weight | 7,5 kg |

## 0236

### *HOIST ARM*

| | |
|---|---|
| Capacity | 300 kg |
| Arm | 750 mm |
| Slot distance | 380 mm |
| Section | 45 x 45 mm |
| Net weight | 6 kg |

## 0602

### *ELECTRIC CABLE HOIST*

With steel cable and mechanical limit switch.



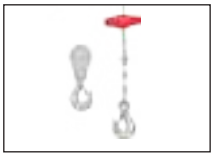

NEW PRICE

| | |
|---|---|
| Capacity | 200 / 400 kg |
| Cable length | 18 m |
| Speed | 8 m/min |
| Motor | 230 V 50 Hz 1 kW |
| Net weight | 16,7 kg |

## 0600

### *ELECTRIC CABLE HOIST*

With steel cable and mechanical limit switch.

NEW PRICE

| | |
|---|---|
| Capacity | 200 / 400 kg |
| Cable length | 18 m |
| Speed | 8 m/min |
| Motor | 230 V 50 Hz 0,75 kW |
| Net weight | 16,7 kg |

## Sx

### *MAGNETIC LIFTER*

Neodymium.

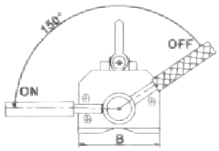

| Art. | Maximum capacity | Round bar lifting cap. | Min-max lifting diameter | Dimensions | Net weight |
|---|---|---|---|---|---|
| S0300 | 300 kg | 100 kg | 50 ÷ 300 mm | 189 x 163 x 92 (B) mm | 9,5 kg |
| S0600 | 600 kg | 200 kg | 70 ÷ 400 mm | 267 x 198 x 129 (B) mm | 19 kg |
| S1000 | 1000 kg | 330 kg | 75 ÷ 450 mm | 350 x 277 x 156 (B) mm | 36 kg |

## PDC4-

### *CHAIN SLINGS*

Grade 80 alloy steel with shortening hook, security factor 4:1, the vertical capacity is calculated on 3 arms only because the fourth arm is necessary only to equilibrate the loading. EN 818-4.

made in italy

| Art. | Length | Capacity 0° | Capacity 45° | Chain | Hook |
|---|---|---|---|---|---|
| PDC4/7/2 | 2000 mm | 3150 | 2240 | Ø 7 mm | SLF |
| PDC4/7/3 | 3000 mm | 3150 | 2240 | Ø 7 mm | SLF |
| PDC4/7/4 | 4000 mm | 3150 | 2240 | Ø 7 mm | SLF |
| PDC4/10/2 | 2000 mm | 6700 | 4750 | Ø 10 mm | SLF |
| PDC4/10/3 | 3000 mm | 6700 | 4750 | Ø 10 mm | SLF |
| PDC4/10/4 | 4000 mm | 6700 | 4750 | Ø 10 mm | SLF |

## PDC2-

### *CHAIN SLINGS*

Grade 80 alloy steel, with shortening hooks, security factor 4:1. EN 818-4.

made in italy

| Art. | Length | Capacity 0° | Capacity 45° | Chain | Hook |
|---|---|---|---|---|---|
| PDC2/7/2 | 2000 mm | 2120 | 1500 | Ø 7 mm | SLF |
| PDC2/7/3 | 3000 mm | 2120 | 1500 | Ø 7 mm | SLF |
| PDC2/7/4 | 4000 mm | 2120 | 1500 | Ø 7 mm | SLF |
| PDC2/10/2 | 2000 mm | 4250 | 3150 | Ø 10 mm | SLF |
| PDC2/10/3 | 3000 mm | 4250 | 3150 | Ø 10 mm | SLF |
| PDC2/10/4 | 4000 mm | 4250 | 3150 | Ø 10 mm | SLF |

## PDC1-

### *CHAIN SLINGS*

Grade 80 alloy steel, with shortening hook, security factor 4:1. EN 818-4.

made in italy

| Art. | Length | Vertical capacity | Chain | Hook |
|---|---|---|---|---|
| PDC1/7/1 | 1000 mm | 1500 kg | Ø 7 mm | SLF |
| PDC1/7/2 | 2000 mm | 1500 kg | Ø 7 mm | SLF |
| PDC1/10/1 | 1000 mm | 3150 kg | Ø 10 mm | SLF |
| PDC1/10/2 | 2000 mm | 3150 kg | Ø 10 mm | SLF |

## 06x

### *LASHING SYSTEM WITH POLYESTER RIBBON DRAFT*

EN 12195-2.

| Art. | Strap ribbon with turnbuckle | Ribbon width | Capacity | Hooks |
|---|---|---|---|---|
| 0635 | 5,50 + 0,50 m | 35 mm | 1000 kg | 2 |
| 0650 | 8,00 + 0,50 m | 50 mm | 2000 kg | 2 |
| 0675 | 10,00 + 1,00 m | 75 mm | 3000 kg | 2 |

## 0635/25

### *LASHING SYSTEM WITH POLYESTERE RIBBON DRAFT*

EN 12195-2.

| | |
|---|---|
| Strap ribbon mm 25 with turnbuckle and 2 hooks | 4,00 + 0,30 m |
| Capacity | 250 kg |

## AN2G/12/1

### *2 STEEL ARMS PENDING*

made in italy

| | |
|---|---|
| Rope | ø 12 mm |
| Length | 1000 mm |
| Capacity | 30° 2600 kg |
| Capacity | 90° 2100 kg |

## x-1000

### *POLYESTER COLORED SLINGS*

Double layer band lifting system, standard, security factor 7:1. EN 1492-1.

| Art. | m | Width | Colour | Eye length | Vertical capacity | Capacity basket | Basket capacity ß 45° kg | Basket capacity ß 60° kg | Capacity choker |
|---|---|---|---|---|---|---|---|---|---|
| 1/1000 | 1 | 50 mm | Purple | 250 mm | 1000 kg | 2000 kg | 1400 | 1000 | 800 kg |
| 2/1000 | 2 | 50 mm | Purple | 250 mm | 1000 kg | 2000 kg | 1400 | 1000 | 800 kg |
| 3/1000 | 3 | 50 mm | Purple | 250 mm | 1000 kg | 2000 kg | 1400 | 1000 | 800 kg |
| 4/1000 | 4 | 50 mm | Purple | 250 mm | 1000 kg | 2000 kg | 1400 | 1000 | 800 kg |

## x-2000

### *POLYESTER COLORED SLINGS*

Double layer band lifting system, security factor 7:1. EN 1492-1.

| Art. | m | Width | Colour | Eye length | Vertical capacity | Capacity basket | Basket capacity ß 45° kg | Basket capacity ß 60° kg | Capacity choker |
|---|---|---|---|---|---|---|---|---|---|
| 1/2000 | 1 | 60 mm | Green | 250 mm | 2000 kg | 4000 kg | 2800 | 2000 | 1600 kg |
| 2/2000 | 2 | 60 mm | Green | 250 mm | 2000 kg | 4000 kg | 2800 | 2000 | 1600 kg |
| 3/2000 | 3 | 60 mm | Green | 250 mm | 2000 kg | 4000 kg | 2800 | 2000 | 1600 kg |
| 4/2000 | 4 | 60 mm | Green | 250 mm | 2000 kg | 4000 kg | 2800 | 2000 | 1600 kg |
| 5/2000 | 5 | 60 mm | Green | 250 mm | 2000 kg | 4000 kg | 2800 | 2000 | 1600 kg |
| 6/2000 | 6 | 60 mm | Green | 250 mm | 2000 kg | 4000 kg | 2800 | 2000 | 1600 kg |

## x-3000

### *POLYESTER COLORED SLINGS*

Double layer band lifting system, security factor 7:1. EN 1492-1.

| Art. | m | Width | Colour | Eye length | Vertical capacity | Capacity basket | Basket capacity ß 45° kg | Basket capacity ß 60° kg | Capacity choker |
|---|---|---|---|---|---|---|---|---|---|
| 1/3000 | 1 | 90 mm | Yellow | 300 mm | 3000 kg | 6000 kg | 4200 | 3000 | 2400 kg |
| 2/3000 | 2 | 90 mm | Yellow | 300 mm | 3000 kg | 6000 kg | 4200 | 3000 | 2400 kg |
| 3/3000 | 3 | 90 mm | Yellow | 300 mm | 3000 kg | 6000 kg | 4200 | 3000 | 2400 kg |
| 4/3000 | 4 | 90 mm | Yellow | 300 mm | 3000 kg | 6000 kg | 4200 | 3000 | 2400 kg |
| 5/3000 | 5 | 90 mm | Yellow | 300 mm | 3000 kg | 6000 kg | 4200 | 3000 | 2400 kg |
| 6/3000 | 6 | 90 mm | Yellow | 300 mm | 3000 kg | 6000 kg | 4200 | 3000 | 2400 kg |

## FTx-1000

### *POLYESTER ROUND SLINGS*

External sleeve security factor 7:1. EN 1492-2.

| Art. | Ring | Colour | Vertical | Capacity basket | Basket capacity ß 45° kg | Basket capacity ß 60° kg | Capacity choker |
|---|---|---|---|---|---|---|---|
| FT1/1000 | 1 m | Purple | 1000 kg | 2000 kg | 1400 | 1000 | 800 kg |
| FT2/1000 | 2 m | Purple | 1000 kg | 2000 kg | 1400 | 1000 | 800 kg |
| FT3/1000 | 3 m | Purple | 1000 kg | 2000 kg | 1400 | 1000 | 800 kg |
| FT4/1000 | 4 m | Purple | 1000 kg | 2000 kg | 1400 | 1000 | 800 kg |
| FT5/1000 | 5 m | Purple | 1000 kg | 2000 kg | 1400 | 1000 | 800 kg |
| FT6/1000 | 6 m | Purple | 1000 kg | 2000 kg | 1400 | 1000 | 800 kg |

## FTx-2000

### *POLYESTER ROUND SLINGS*

External sleeve security factor 7:1. EN 1492-2.

| Art. | Ring | Colour | Vertical | Capacity basket | Basket capacity ß 45° kg | Basket capacity ß 60° kg | Capacity choker |
|---|---|---|---|---|---|---|---|
| FT1/2000 | 1 m | Green | 2000 kg | 4000 kg | 2800 | 2000 | 1600 kg |
| FT2/2000 | 2 m | Green | 2000 kg | 4000 kg | 2800 | 2000 | 1600 kg |
| FT3/2000 | 3 m | Green | 2000 kg | 4000 kg | 2800 | 2000 | 1600 kg |
| FT4/2000 | 4 m | Green | 2000 kg | 4000 kg | 2800 | 2000 | 1600 kg |
| FT5/2000 | 5 m | Green | 2000 kg | 4000 kg | 2800 | 2000 | 1600 kg |
| FT6/2000 | 6 m | Green | 2000 kg | 4000 kg | 2800 | 2000 | 1600 kg |

## FTx-3000

### *POLYESTER ROUND SLINGS*

External sleeve security factor 7:1. EN 1492-2.

| Art. | Ring | Colour | Vertical | Capacity basket | Basket capacity ß 45° kg | Basket capacity ß 60° kg | Capacity choker |
|---|---|---|---|---|---|---|---|
| FT1/3000 | 1 m | Yellow | 3000 kg | 6000 kg | 4200 | 3000 | 2400 kg |
| FT2/3000 | 2 m | Yellow | 3000 kg | 6000 kg | 4200 | 3000 | 2400 kg |
| FT3/3000 | 3 m | Yellow | 3000 kg | 6000 kg | 4200 | 3000 | 2400 kg |
| FT4/3000 | 4 m | Yellow | 3000 kg | 6000 kg | 4200 | 3000 | 2400 kg |
| FT5/3000 | 5 m | Yellow | 3000 kg | 6000 kg | 4200 | 3000 | 2400 kg |
| FT6/3000 | 6 m | Yellow | 3000 kg | 6000 kg | 4200 | 3000 | 2400 kg |

## 0791-

### *WIRE ROPE PULLING HOIST*

For pulling and lifting.

| Art. | Max load | Cable | Net weight |
|---|---|---|---|
| 0791/08 | 800 kg | Ø 8,3 mm x 20 m | 11 kg |
| 0791/16 | 1600 kg | Ø 11 mm x 20 m | 24 kg |
| 0791/32 | 3200 kg | Ø 16 mm x 20 m | 50 kg |

## 0066

### *DOUBLE RATCHET HAND PULLER*

| | |
|---|---|
| Max load | 800 kg |
| Cable diameter | Ø 5 mm |
| Max length | 2 m |
| Net weight | 2,7 kg |

## 0070/C

### *GEARED HAND WINCH*

Zinc-plated.

| | |
|---|---|
| Max load | 500 kg |
| Throat width | 50 mm |
| Max ø wheel | 133 mm |
| Min. ø wheel | 40 mm |
| Cable size | Ø 4,5 mm x 10 m |
| Base dimensions | 140 x 90 mm |

## 0070

### *GEARED HAND WINCH*

Frame in galvanized steel. Ergonomic handle.

| | |
|---|---|
| Max load | 500 kg |
| Throat width | 50 mm |
| Max ø wheel | 133 mm |
| Min. ø wheel | 40 mm |
| Base dimensions | 140 x 90 mm |

## 0590

### *HAND OPERATED WINCH WITH BRAKE*

| | |
|---|---|
| Max load | 450 kg |
| Throat width | 49 mm |
| Max ø wheel | 110 mm |
| Min. ø wheel | 45 mm |
| Overall dimensions without handle | 170 x 150 x 125h mm |

## 0028B

NEW

### *TRUCK PALLET WITH SCALE*

Not legal for trade, tare function powered by rechargeable battery, with polyurethane wheels.

| | |
|---|---|
| Capacity | 2000 Kg |
| Weight capacity | 2000 Kg |
| Fork height | 88 ÷ 200 mm |
| Fork dimensions | 1150 x 570 mm |
| Reading | 1 Kg |
| Accuracy | ± 2 kg |
| Printer | No |
| Front wheel | Double |
| Net weight | 93 Kg |

## 0028BS

NEW

### *TRUCK PALLET WITH SCALE AND PRINTER*

Not legal for trade, tare function powered by rechargeable battery, with polyurethane wheels.

| | |
|---|---|
| Capacity | 2000 Kg |
| Weight capacity | 2000 Kg |
| Fork height | 88 ÷ 200 mm |
| Fork dimensions | 1150 x 568 mm |
| Reading | 1 kg |
| Accuracy | ± 2 kg |
| Printer | Yes |
| Front wheel | Double |
| Net weight | 93,5 Kg |

## 0028R

### *LOWERED MANUAL PALLET TRUCK*

With polyurethane wheels.

| | |
|---|---|
| Capacity | 2500 kg |
| Fork height | 63 ÷ 165 mm |
| Fork dimensions | 1150 x 540 mm |
| Armor plate thickness | 3 mm |
| Front wheel | Double |
| Net weight | 68,5 kg |

## 0028

### *MANUAL TRUCK -PALLET*

With polyurethane wheels.

NEW PRICE

| | |
|---|---|
| Capacity | 2500 kg |
| Fork height | 85 ÷ 200 mm |
| Fork dimensions | 1150 x 540 mm |
| Armor plate thickness | 3 mm |
| Front wheel | Double |
| Net weight | 71,5 kg |

## 0028-XL

### *MANUAL TRUCK-PALLET LONG FORKS*

With polyurethane wheels.

| Art. | Capacity | Fork height | Fork dimensions | Armor plate thickness | Front wheel | Net weight |
|---|---|---|---|---|---|---|
| 0028/1500 | 2000 kg | 85 ÷ 200 mm | 1500 x 540 mm | 3 mm | Double | 86 kg |
| 0028/1800 | 2000 kg | 85 ÷ 200 mm | 1800 x 540 mm | 3 mm | Double | 96 kg |
| 0028/2000 | 2000 kg | 85 ÷ 200 mm | 2000 x 540 mm | 3 mm | Double | 102 kg |

## 0064

### *MANUAL TRUCK -PALLET*

With polyurethane wheels.

| | |
|---|---|
| Capacity | 2500 kg |
| Fork height | 85 ÷ 200 mm |
| Fork dimensions | 900 x 540 mm |
| Armor plate thickness | 3 mm |
| Front wheel | Single |
| Net weight | 68,5 kg |

## S2/800

### *HIGH LIFT TRUCK-PALLET*

Scissors.

| | |
|---|---|
| Capacity | 1000 kg |
| Fork height | 85 ÷ 800 mm |
| Fork dimensions | 1170 x 540 mm |
| Tire | Polyurethane |
| Front wheel | Single |
| Net weight | 117 kg |

## 0782

### *PLATFORM STACKER WITH FORKS*

| | |
|---|---|
| Capacity | 400 kg |
| Fork height | 85 ÷ 1500 mm |
| Fork dimensions | 545 x 650 mm |
| Platform | 576 x 650 mm |
| Mobile wheels | Ø 127 x 40 mm |
| Fix wheels | Ø 75 x 40 mm |
| Tire | Polyurethane |
| Dimensions | 1100 x 600 x 1725h mm |
| Net weight | 95 kg |

## 0143A

### *MANUAL STACKER*

With brake and lifting foot pedal.

| | |
|---|---|
| Capacity | 1000 kg |
| Fork height | 90 ÷ 1600 mm |
| Fork dimensions | 1150 x 550 mm |
| Fork section | 160 x 55 mm |
| Upright height | 2100 mm |
| Tire | Polyurethane |
| Front wheel | Double |
| Dimensions | 1690x910x2100h mm |
| Net weight | 250 kg |

## 0143/25

### *MANUAL STACKER*

With double telescopic mast, brake and lifting pedal.



| | |
|---|---|
| Capacity | 1000 / 800 kg |
| Fork height | 75 ÷ 1600 ÷ 2500 mm |
| Fork dimensions | 1150 x 550 mm |
| Fork section | 160 x 55 mm |
| Upright height | 1840 mm |
| Tire | Polyurethane |
| Front wheel | Double |
| Dimensions | 1670 x 920 x 1840h mm |
| Net weight | 310 kg |

## 0654-xL

### *TRANSPORT TROLLEY*

With nylon wheels and hook for towing.

| Art. | Capacity | Working height | Roller dimensions | Wheels | Table dimensions | Handle length | Handle swivel range | Dimensions | Net weight |
|---|---|---|---|---|---|---|---|---|---|
| 0654/06L | 6 ton | 110 mm | 85 x 85 mm | 8 | Ø 170 mm | 1080 mm | ± 90° | 610 x 520 mm | 41 kg |
| 0654/09L | 9 ton | 110 mm | 85 x 85 mm | 12 | Ø 170 mm | 1080 mm | ± 90° | 840 x 583 mm | 59 kg |
| 0654/12L | 12 ton | 110 mm | 85 x 85 mm | 16 | Ø 170 mm | 1080 mm | ± 90° | 1030 x 620 mm | 80 kg |

## 0654-xF

### *TRANSPORT TROLLEY*

With nylon wheels.

| Art. | Capacity | Working height | Roller dimensions | Wheels | Table dimensions | Lever bar length | Net weight |
|---|---|---|---|---|---|---|---|
| 0654/06F | 6 ton | 110 mm | 85 x 85 mm | 4 | 200 x 220 mm | 640 ÷1030 mm | 30 kg |
| 0654/09F | 9 ton | 110 mm | 85 x 85 mm | 6 | 200 x 320 mm | 840 ÷ 1230 mm | 43 kg |
| 0654/12F | 12 ton | 110 mm | 85 x 85 mm | 8 | 200 x 407 mm | 1104 ÷ 1430 mm | 52 kg |

## C030-

### *SCRAP DUMPING CONTAINER EQUIPPED WITH WHEELS*

Additional colors and accessories available upon request.

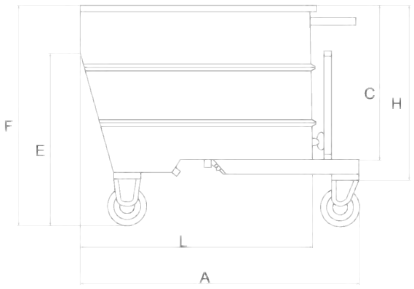


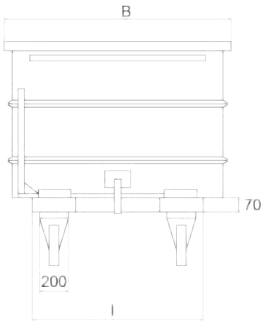

made in italy

| Art. | Liters | A | B | C | E | F | H | I | L | Capacity | Wheels | Net weight |
|---|---|---|---|---|---|---|---|---|---|---|---|---|
| C030/0300 | 300 | 1280 mm | 820 mm | 395 mm | 530 mm | 650 mm | 490 mm | 700 mm | 1010 mm | 600 kg | Ø 125 mm x 165h mm | 95 kg |
| C030/0500 | 500 | 1280 mm | 920 mm | 600 mm | 750 mm | 915 mm | 710 mm | 800 mm | 1010 mm | 1000 kg | Ø 180 mm x 210h mm | 130 kg |
| C030/0750 | 750 | 1280 mm | 1070 mm | 730 mm | 800 mm | 1035 mm | 830 mm | 800 mm | 1055 mm | 1350 kg | Ø 180 mm x 210h mm | 150 kg |
| C030/1000 | 1000 | 1510 mm | 1070 mm | 870 mm | 925 mm | 1220 mm | 975 mm | 800 mm | 1255 mm | 1700 kg | Ø 200 mm x 245h mm | 182 kg |
| C030/1350 | 1350 | 1510 mm | 1320 mm | 870 mm | 925 mm | 1220 mm | 975 mm | 800 mm | 1255 mm | 2000 kg | Ø 200 mm x 245h mm | 205 kg |

FERVI

11

## WRENCHES


p. 410 Ratchets wrenches
p. 411 Double open end wrenches
p. 412 Combination spanners
p. 414 Ring spanners
p. 417 Tubular sockets
p. 419 Hex keys
p. 421 Tork keys
p. 422 T-handle swivel
p. 423 Filter wrenches
p. 424 Torque wrenches


## SOCKET WRENCHES AND SCREW EXTRACTORS


p. 427 Quick-release ratchets
p. 428 Sockets
p. 442 Impact sockets
p. 450 Screw extractors


## SCREWDRIVERS AND HAND RIVETERS


p. 451 Sockets screwdrivers
p. 453 Screwdrivers
p. 457 Precision screwdrivers
p. 458 Hex bits
p. 463 Hand riveters


## PLIERS, HAMMERS, FILES AND CHISELS


p. 464 Pliers
p. 468 Grip pliers
p. 469 Pipe wrenches
p. 470 Hammers
p. 473 Chisels
p. 476 Files
p. 478 Levers


## UTILITY KNIVES, DEBURRING AND CUTTING TOOLS


p. 479 Utility knives
p. 481 Snaggers
p. 483 Jigsaws arches
p. 484 Scissors
p. 485 Tube and bolt cutters


## SETS AND FASTENINGS


p. 487 Staplers and brad nailers
p. 487 Sets


## CONSTRUCTION AND PACKAGING


p. 492 Guns for chemicals
p. 493 Trowels and putty knives
p. 494 Packaging material


## TOOL KITS


p. 495 Tool rolling cabinets with tools
p. 501 Series of tools in trays
p. 508 Tool boxes with tools

## 0690-

### *RATCHET FLEXIBLE HEAD COMBINATION SPANNER*

Hangable | Cr-V | Chromed | DIN 3113 | 5° 72 teeth

| Art. | Size | Length |
|---|---|---|
| 0690/08 | 8 mm | 150 mm |
| 0690/09 | 9 mm | 150 mm |
| 0690/10 | 10 mm | 160 mm |
| 0690/11 | 11 mm | 170 mm |
| 0690/12 | 12 mm | 170 mm |
| 0690/13 | 13 mm | 185 mm |
| 0690/14 | 14 mm | 205 mm |
| 0690/15 | 15 mm | 205 mm |
| 0690/16 | 16 mm | 230 mm |
| 0690/17 | 17 mm | 230 mm |
| 0690/18 | 18 mm | 250 mm |
| 0690/19 | 19 mm | 250 mm |

## 0690/07P

### *RATCHET FLEXIBLE HEAD COMBINATION SPANNER SET*

7 Pcs | Hangable | Cr-V | Chromed | DIN 3113

**Sizes** 8 - 10 - 11 - 13 - 15 - 17 - 19 mm

## 0690/12P

### *RATCHET FLEXIBLE HEAD COMBINATION SPANNER SET*

12 Pcs | Hangable | Cr-V | Chromed | DIN 3113

**Sizes** 8 - 9 - 10 - 11 - 12 - 13 - 14 - 15 - 16 - 17 - 18 - 19 mm

## 0700-

### *RATCHET HEAD COMBINATION SPANNER*

Hangable | Cr-V | Chromed | 5° 72 teeth

| Art. | Size | Length |
|---|---|---|
| 0700/08 | 8 mm | 140 mm |
| 0700/09 | 9 mm | 150 mm |
| 0700/10 | 10 mm | 160 mm |
| 0700/11 | 11 mm | 165 mm |
| 0700/12 | 12 mm | 172 mm |
| 0700/13 | 13 mm | 180 mm |
| 0700/14 | 14 mm | 190 mm |
| 0700/15 | 15 mm | 220 mm |
| 0700/16 | 16 mm | 221 mm |
| 0700/17 | 17 mm | 225 mm |
| 0700/18 | 18 mm | 238 mm |
| 0700/19 | 19 mm | 248 mm |

## 0700/07P

### *RATCHET COMBINATION SPANNER SET*

7 Pcs | Hangable | Cr-V | Chromed | 5° 72 teeth

**Sizes** 8 - 10 - 11 - 13 - 15 - 17 - 19 mm

## 0700/12P

### *RATCHET COMBINATION SPANNER SET*

12 Pcs | Hangable | Cr-V | Chromed | 5° 72 teeth

**Sizes** 8 - 9 - 10 - 11 - 12 - 13 - 14 - 15 - 16 - 17 - 18 - 19 mm

## 0201-

### *DOUBLE OPEN END MIRROR POLISH LONG PATTERN WRENCH*

Cr-V | Chromed | 3110

| Art. | Size | Length |
|---|---|---|
| 0201/06X07 | 6 x 7 mm | 122 mm |
| 0201/08X09 | 8 x 9 mm | 140 mm |
| 0201/10X11 | 10 x 11 mm | 156 mm |
| 0201/12X13 | 12 x 13 mm | 172 mm |
| 0201/14X15 | 14 x 15 mm | 190 mm |
| 0201/16X17 | 16 x 17 mm | 190 mm |
| 0201/18X19 | 18 x 19 mm | 225 mm |
| 0201/20X22 | 20 x 22 mm | 235 mm |
| 0201/21X23 | 21 x 23 mm | 250 mm |
| 0201/24X27 | 24 x 27 mm | 265 mm |

| Art. | Size | Length |
|---|---|---|
| 0201/25X28 | 25 x 28 mm | 280 mm |
| 0201/30X32 | 30 x 32 mm | 300 mm |
| 0201/32X36 | 32 x 36 mm | 325 mm |
| 0201/34X36 | 34 x 36 mm | 325 mm |
| 0201/35X38 | 35 x 38 mm | 330 mm |
| 0201/36X41 | 36 x 41 mm | 360 mm |
| 0201/41X46 | 41 x 46 mm | 400 mm |
| 0201/46X50 | 46 x 50 mm | 450 mm |
| 0201/50X55 | 50 x 55 mm | 485 mm |
| 0201/55X60 | 55 x 60 mm | 520 mm |

## 0200

### *DOUBLE OPEN END MIRROR POLISH LONG PATTERN WRENCH SET*

8 Pcs | Hangable | Cr-V | Chromed | 3110

**Sizes** 6x7 - 8x9 - 10x11 - 12x13 - 14x15 - 16x17 - 18x19 - 20x22 mm

## 0201

### *DOUBLE OPEN END MIRROR POLISH LONG PATTERN WRENCH SET*

12 Pcs | Hangable | Cr-V | Chromed | 3110

**Sizes** 6x7 - 8x9 - 10x11 - 12x13 - 14x15 - 16x17 - 18x19 - 20x22 - 21x23 - 24x27 - 25x28 - 30x32 mm

## 0208-

### *MIRROR POLISH LONG PATTERN COMBINATION SPANNER*

Cr-V | Chromed | DIN 3113

| Art. | Size | Length |
|---|---|---|
| 0208/06 | 6 mm | 100 mm |
| 0208/07 | 7 mm | 110 mm |
| 0208/08 | 8 mm | 120 mm |
| 0208/09 | 9 mm | 130 mm |
| 0208/10 | 10 mm | 140 mm |
| 0208/11 | 11 mm | 150 mm |
| 0208/12 | 12 mm | 160 mm |
| 0208/13 | 13 mm | 170 mm |
| 0208/14 | 14 mm | 180 mm |
| 0208/15 | 15 mm | 190 mm |
| 0208/16 | 16 mm | 200 mm |
| 0208/17 | 17 mm | 210 mm |
| 0208/18 | 18 mm | 220 mm |
| 0208/19 | 19 mm | 230 mm |
| 0208/20 | 20 mm | 240 mm |
| 0208/21 | 21 mm | 250 mm |
| 0208/22 | 22 mm | 260 mm |
| 0208/23 | 23 mm | 270 mm |
| 0208/24 | 24 mm | 280 mm |
| 0208/25 | 25 mm | 290 mm |
| 0208/26 | 26 mm | 300 mm |
| 0208/27 | 27 mm | 310 mm |
| 0208/28 | 28 mm | 320 mm |
| 0208/30 | 30 mm | 340 mm |
| 0208/32 | 32 mm | 360 mm |
| 0208/34 | 34 mm | 380 mm |
| 0208/36 | 36 mm | 400 mm |
| 0208/38 | 38 mm | 400 mm |
| 0208/41 | 41 mm | 440 mm |
| 0208/46 | 46 mm | 490 mm |
| 0208/50 | 50 mm | 530 mm |

## 0199P-

### *MIRROR POLISH LONG PATTERN COMBINATION SPANNER*

Inches.

Cr-V | Chromed | DIN 3113

| Art. | Size | Length |
|---|---|---|
| 0199P/1/4 | 1/4" | 100 mm |
| 0199P/5/16 | 5/16" | 120 mm |
| 0199P/3/8 | 3/8" | 140 mm |
| 0199P/7/16 | 7/16" | 150 mm |
| 0199P/1/2 | 1/2" | 170 mm |
| 0199P/9/16 | 9/16" | 180 mm |
| 0199P/5/8 | 5/8" | 200 mm |
| 0199P/11/16 | 11/16" | 210 mm |
| 0199P/3/4 | 3/4" | 230 mm |
| 0199P/13/16 | 13/16" | 250 mm |
| 0199P/7/8 | 7/8" | 260 mm |
| 0199P/15/16 | 15/16" | 280 mm |
| 0199P/1 | 1" | 290 mm |

## 0199

### *MIRROR POLISH LONG PATTERN COMBINATION SPANNER SET*

12 Pcs | Hangable | Cr-V | Chromed | DIN 3113

**Sizes** 6 - 7 - 8 - 9 - 10 - 11 - 12 - 13 - 14 - 17 - 19 - 22 mm

## 0208

### *MIRROR POLISH LONG PATTERN COMBINATION SPANNER SET*

25 Pcs | Box | Cr-V | Chromed | DIN 3113

**Sizes** 6-7-8-9-10-11-12-13-14-15-16-17-18-19-20-21-22-23-24-25-26-27-28-30-32 mm

## 0204

### *MIRROR POLISH LONG PATTERN COMBINATION SPANNER SET*

6 Pcs | Box | Cr-V | Chromed | DIN 3113

**Sizes** 34 - 36 - 38 - 41 - 46 - 50 mm

## 0199P

### *MIRROR POLISH LONG PATTERN COMBINATION SPANNER SET*

Inches.

13 Pcs | Hangable | Cr-V | Chromed | DIN 3113

**Size** 1/4" - 5/16" - 3/8" - 7/16" - 1/2" - 9/16" - 5/8" - 11/16" - 3/4" - 13/16" - 7/8" - 15/16" - 1"

## 0222-

### DOUBLE OPEN END WRENCH

Cr-V | Satin | DIN 3110

| Art. | Size | Length |
|---|---|---|
| 0222/06X07 | 6 x 7 mm | 122 mm |
| 0222/08X09 | 8 x 9 mm | 140 mm |
| 0222/10X11 | 10 x 11 mm | 155 mm |
| 0222/12X13 | 12 x 13 mm | 170 mm |
| 0222/14X15 | 14 x 15 mm | 190 mm |
| 0222/16X17 | 16 x 17 mm | 205 mm |
| 0222/18X19 | 18 x 19 mm | 220 mm |
| 0222/20X22 | 20 x 22 mm | 235 mm |
| 0222/21X23 | 21 x 23 mm | 250 mm |
| 0222/24X27 | 24 x 27 mm | 265 mm |
| 0222/25X28 | 25 x 28 mm | 280 mm |
| 0222/30X32 | 30 x 32 mm | 300 mm |

## 0221

### DOUBLE OPEN END WRENCH SET

8 Pcs | Hangable

Cr-V | Chromed | DIN 3110

**Sizes** 6x7 - 8x9 - 10x11 - 12x13 - 14x15 - 16x17 - 18x19 - 20x22 mm

## 0224-

### COMBINATION SPANNER

Cr-V | Satin | DIN 3113

| Art. | Size | Length |
|---|---|---|
| 0224/06 | 6 mm | 100 mm |
| 0224/07 | 7 mm | 110 mm |
| 0224/08 | 8 mm | 120 mm |
| 0224/09 | 9 mm | 130 mm |
| 0224/10 | 10 mm | 140 mm |
| 0224/11 | 11 mm | 150 mm |
| 0224/12 | 12 mm | 160mm |
| 0224/13 | 13 mm | 170 mm |
| 0224/14 | 14 mm | 180 mm |
| 0224/15 | 15 mm | 190 mm |
| 0224/16 | 16 mm | 200 mm |
| 0224/17 | 17 mm | 210 mm |
| 0224/18 | 18 mm | 220 mm |
| 0224/19 | 19 mm | 230 mm |
| 0224/20 | 20 mm | 240 mm |
| 0224/21 | 21 mm | 250 mm |
| 0224/22 | 22 mm | 260 mm |
| 0224/23 | 23 mm | 270 mm |
| 0224/24 | 24 mm | 280 mm |
| 0224/25 | 25 mm | 290 mm |
| 0224/26 | 26 mm | 300 mm |
| 0224/27 | 27 mm | 310 mm |
| 0224/28 | 28 mm | 320 mm |
| 0224/30 | 30 mm | 340 mm |
| 0224/32 | 32 mm | 360 mm |
| 0224/34 | 34 mm | 380 mm |
| 0224/36 | 36 mm | 400 mm |

## 0222

### DOUBLE OPEN END WRENCH SET

12 Pcs | Hangable

Cr-V | Chromed | DIN 3110

**Sizes** 6x7 - 8x9 - 10x11 - 12x13 - 14x15 - 16x17 - 18x19 - 20x22 - 21x23 - 24x27 - 25x28 - 30x32 mm

## 0073

### COMBINATION SPANNER

12 Pcs | Hangable

Cr-V | Chromed | DIN 3113

**Sizes** 6 - 7 - 8 - 9 - 10 - 11 - 12 - 13 - 14 - 17 - 19 - 22 mm

## 0544

### SET OF CHROME COMBINATION SPANNER WITH INCLINED HEAD

25 Pcs | Box

Cr-V | Satin

**Sizes** 6-7-8-9-10-11-12-13-14-15-16-17-18-19-20-21-22-23-24-25-26-27-28-30-32 mm

## 0223

### COMBINATION SPANNER



25 Pcs | Box

Cr-V | Chromed | DIN 3113

**Sizes** 6-7-8-9-10-11-12-13-14-15-16-17-18-19-20-21-22-23-24-25-26-27-28-30-32 mm

## 0476-

### *MIRROR POLISH RING SPANNERS*

Cr-V

Hangable | Chromed | DIN 838

| Art. | Size | Length |
|---|---|---|
| 0476/06X07 | 6 x 7 mm | 165 mm |
| 0476/08X09 | 8 x 9 mm | 180 mm |
| 0476/10X11 | 10 x 11 mm | 195 mm |
| 0476/12X13 | 12 x 13 mm | 215 mm |
| 0476/14X15 | 14 x 15 mm | 240 mm |
| 0476/16X17 | 16 x 17 mm | 260 mm |
| 0476/18X19 | 18 x 19 mm | 320 mm |
| 0476/20X22 | 20 x 22 mm | 320 mm |
| 0476/21X23 | 21 x 23 mm | 325 mm |
| 0476/24X27 | 24 x 27 mm | 335 mm |
| 0476/25X28 | 25 x 28 mm | 345 mm |
| 0476/30X32 | 30 x 32 mm | 360 mm |

## 0477

### *MIRROR POLISH RING SPANNER SET*

8 Pcs | Hangable | Cr-V | Chromed | DIN 838

**Sizes** 6x7 - 8x9 - 10x11 - 12x13 - 14x15 - 16x17 - 18x19 - 20x22 mm

## 0476

### *MIRROR POLISH RING SPANNER SET*

12 Pcs | Hangable | Cr-V | Chromed | DIN 838

**Sizes** 6x7 - 8x9 - 10x11 - 12x13 - 14x15 - 16x17 - 18x19 - 20x22 - 21x23 - 24x27 - 25x28 - 30x32 mm

## 0895-

### *PERCUSSION OPEN WRENCHES*

Cr-V | DIN 3113

| Art. | Size | Length |
|---|---|---|
| 0895/24 | 24 mm | 160 mm |
| 0895/27 | 27 mm | 180 mm |
| 0895/30 | 30 mm | 195 mm |
| 0895/32 | 32 mm | 195 mm |
| 0895/36 | 36 mm | 215 mm |
| 0895/38 | 38 mm | 215 mm |
| 0895/41 | 41 mm | 235 mm |
| 0895/46 | 46 mm | 255 mm |
| 0895/50 | 50 mm | 280 mm |
| 0895/55 | 55 mm | 310 mm |
| 0895/60 | 60 mm | 320 mm |
| 0895/65 | 65 mm | 345 mm |
| 0895/70 | 70 mm | 370 mm |

## 0896-

### *POLYGONAL PERCUSSION WRENCHES*

Cr-V | DIN 7444

| Art. | Size | Length |
|---|---|---|
| 0896/24 | 24 mm | 160 mm |
| 0896/27 | 27 mm | 180 mm |
| 0896/30 | 30 mm | 195 mm |
| 0896/32 | 32 mm | 195 mm |
| 0896/36 | 36 mm | 205 mm |
| 0896/38 | 38 mm | 215 mm |
| 0896/41 | 41 mm | 230 mm |
| 0896/46 | 46 mm | 240 mm |
| 0896/50 | 50 mm | 255 mm |
| 0896/55 | 55 mm | 270 mm |
| 0896/60 | 60 mm | 280 mm |
| 0896/65 | 65 mm | 300 mm |
| 0896/70 | 70 mm | 325 mm |

## 0196-

### *STUBBY MIRROR POLISH COMBINATION SPANNERS*

Cr-V

Chromed

| Art. | Size | Length |
|---|---|---|
| 0196/10 | 10 mm | 95 mm |
| 0196/11 | 11 mm | 105 mm |
| 0196/12 | 12 mm | 105 mm |
| 0196/13 | 13 mm | 110 mm |
| 0196/14 | 14 mm | 115 mm |
| 0196/15 | 15 mm | 115 mm |
| 0196/16 | 16 mm | 125 mm |
| 0196/17 | 17 mm | 130 mm |
| 0196/18 | 18 mm | 140 mm |
| 0196/19 | 19 mm | 140 mm |

## 0134-

### *FLAT POLYGONAL WRENCHES*

Cr-V

Chromed

DIN 837

| Art. | Size | Length |
|---|---|---|
| 0134/06X07 | 6 x 7 mm | 100 mm |
| 0134/08X09 | 8 x 9 mm | 115 mm |
| 0134/10X11 | 10 x 11 mm | 130 mm |
| 0134/12X13 | 12 x 13 mm | 145 mm |
| 0134/14X15 | 14 x 15 mm | 160 mm |
| 0134/16X17 | 16 x 17 mm | 170 mm |
| 0134/18X19 | 18 x 19 mm | 185 mm |
| 0134/20X22 | 20 x 22 mm | 205 mm |

## 0196

### *STUBBY MIRROR POLISH COMBINATION SPANNER SET*

10 Pcs

Hangable

Cr-V

Chromed

| | |
|---|---|
| Sizes | 10-11-12-13-14-15-16-17-18-19 mm |

## 0134S

### *FLAT RING SPANNER SET*

8 Pcs

Box

Cr-V

Chromed

DIN 837

| | |
|---|---|
| Sizes | 100 - 6x7 mm, 115 - 8x9 mm, 130 - 10x11 mm, 145 - 12x13 mm, 160 - 14x15 mm, 170 - 16x17 mm, 185 - 18x19 mm, 205 - 20x20 mm |

## 0187

### *MULTILOCK COMBINATION SPANNER SET*

Suitable for metric, inch, torx and XZN bolt.

8 Pcs

Hangable

Cr-V

Chromed

DIN 3113

| | |
|---|---|
| Sizes | 8 - 10 - 11 - 12 - 13 - 14 - 17 - 19 mm |
| Inch size | 5/16'' - 3/8'' - 7/16'' - 15/32'' 1/2'' - 9/16'' - 11/16'' - 3/4'' |
| Torx size | E10 - E12 - E14 - E16 - E18 - E22 - E24 |
| XZN size | M8 - M10 - M11 - M12 M13 - M14 - M17 - M19 |

## 0541S

### *FLARE NUT WRENCH SET*

6 point from 8mm to 14mm, 12 point from 17mm to 22mm.

6 Pcs

Box

Cr-V

Chromed

DIN 3118

| | |
|---|---|
| Sizes | 140 - 8x10 mm, 150 - 9x11 mm, 175 - 11x13 mm, 175 - 12x14 mm, 210 - 17x19 mm, 220 - 19x22 mm |

## 0614-
### *HALF MOON RING SPANNERS*

Cr-V | Satin | 838

| Art. | Size |
|---|---|
| 0614/08X10 | 8 x 10 mm |
| 0614/10X12 | 10 x 12 mm |
| 0614/11X13 | 11 x 13 mm |
| 0614/13X15 | 13 x 15 mm |
| 0614/14X17 | 14 x 17 mm |
| 0614/16X18 | 16 x 18 mm |
| 0614/19X22 | 19 x 22 mm |

## 0614
### *SET OF HALF MOON RING SPANNERS*

7 Pcs | Box | Cr-V | Satin | 838

| | |
|---|---|
| Sizes | 8x10 - 10x12 - 11x13 - 13x15 - 14x17 - 16x18 - 19x22 mm |

## 0714
### *HOOK WRENCHES SET*

8 Pcs | Box | Cr-Mo | Chromed

| | |
|---|---|
| Model | 35÷120 |
| Sizes | 35÷60 60÷90 90÷120 |

## 0084-
### *ADJUSTABLE WRENCHES*

Hangable | Steel | Chromed | 3117

| Art. | Size | Opening |
|---|---|---|
| 0084/150 | 6"-150 mm | 20 mm |
| 0084/250 | 10"- 250 mm | 30 mm |
| 0084/375 | 15"- 375 mm | 48 mm |

## 0266
### *GAS SPANNER*

10 Pcs | Steel | Chromed

| | |
|---|---|
| Size | 25 mm |

## 0340S
### *DOUBLE HEAD SOCKET WRENCH SET*

Ideal for loosen and tighten nuts and bolts located in positions hard to get.

6 Pcs | Carrying case | Cr-V | Chromed

| | |
|---|---|
| Sizes | 8x9-10x11-12x13-14x15-16x17-18x19 mm |

## 0393-

### *DOUBLE ENDED HEXAGON/BI-HEX SOCKET WRENCHES*

Cr-V

Hangable

Chromed

| Art. | Size | Length |
|---|---|---|
| 0393/06 | 6 mm | 100 mm |
| 0393/07 | 7 mm | 105 mm |
| 0393/08 | 8 mm | 115 mm |
| 0393/09 | 9 mm | 120 mm |
| 0393/10 | 10 mm | 130 mm |
| 0393/11 | 11 mm | 135 mm |
| 0393/12 | 12 mm | 145 mm |
| 0393/13 | 13 mm | 150 mm |
| 0393/14 | 14 mm | 160 mm |
| 0393/15 | 15 mm | 170 mm |
| 0393/16 | 16 mm | 180 mm |
| 0393/17 | 17 mm | 185 mm |
| 0393/18 | 18 mm | 200 mm |
| 0393/19 | 19 mm | 200 mm |
| 0393/20 | 20 mm | 210 mm |
| 0393/21 | 21 mm | 220 mm |
| 0393/22 | 22 mm | 230 mm |

## 0442-

### *HEXAGONAL TUBULAR SOCKET WRENCHES*

Mirror polish with hexagonal body.

Cr-V

Chromed

DIN

899

| Art. | Size | Length |
|---|---|---|
| 0442/06X07 | 6 x 7 mm | 105 mm |
| 0442/08X09 | 8 x 9 mm | 110 mm |
| 0442/10X11 | 10 x 11 mm | 120 mm |
| 0442/12X13 | 12 x 13 mm | 140 mm |
| 0442/14X15 | 14 x 15 mm | 145 mm |
| 0442/16X17 | 16 x 17 mm | 155 mm |
| 0442/18X19 | 18 x 19 mm | 165 mm |
| 0442/20X22 | 20 x 22 mm | 170 mm |

## 0393/A

### *DOUBLE ENDED HEXAGON/BI-HEX SOCKET WRENCHES SET*

10 Pcs

Hangable

Cr-V

Chromed

| | |
|---|---|
| Sizes | 6-7-8-10-11-12-13-14-17-19 mm |

## 0393

### *DOUBLE ENDED HEXAGON/BI-HEX SOCKET WRENCHES*

13 Pcs

Carrying case

Cr-V

| | |
|---|---|
| Sizes | 6 - 7 - 8 - 10 - 11 - 12 - 13 - 14 - 17 - 19 - 22 mm |

## 0442

### *HEXAGONAL TUBULAR SOCKET WRENCH SET*

Mirror polish with hexagonal body.

8 Pcs

Box

Cr-V

Chromed

DIN

899

| | |
|---|---|
| Sizes | 105 - 6x7 mm, 110 - 8x9 mm, 120 - 10x11 mm, 140 - 12x13 mm, 145 - 14x15 mm, 155 - 16x17 mm, 165 - 18x19 mm, 170 - 20x22 mm |

## 0540-

### *HEXAGONAL TUBULAR SOCKET WRENCH*

Light model.

Steel Satin

| Art. | Size | Length |
|---|---|---|
| 0540/06X07 | 6 x 7 mm | 110 mm |
| 0540/08X09 | 8 x 9 mm | 120 mm |
| 0540/10X11 | 10 x 11 mm | 125 mm |
| 0540/12X13 | 12 x 13 mm | 135 mm |
| 0540/14X15 | 14 x 15 mm | 135 mm |
| 0540/16X17 | 16 x 17 mm | 150 mm |
| 0540/18X19 | 18 x 19 mm | 160 mm |
| 0540/20X22 | 20 x 22 mm | 170 mm |

## 0540S

### *HEXAGONAL TUBULAR SOCKET WRENCH SET*

Light model, with tommy bar.

8 Pcs Box

Steel Chromed

| | |
|---|---|
| **Sizes** | 6x7 - 8x9 - 10x11 - 12x13 - 14x15 - 16x17 - 18x19 - 20x22 mm |

## 0771

### *4-WAY MULTI-PURPOSE WRENCH*

Multifunction wrench for electrical, plumbing, ventilation and gas maintenance.

Blister Steel

## 0540/3

### *TOMMY BAR*

3 step.

Steel Chromed

| | |
|---|---|
| **Length** | 165 mm |
| **Ø** | 9,5 - 7,5 - 6 mm |

## 0767

### *8-WAY MULTI-PURPOSE WRENCH*

Multifunction wrench for electrical, plumbing, ventilation and gas maintenance.

Blister Steel

## 0090-

### *MALE HEX KEY SET*

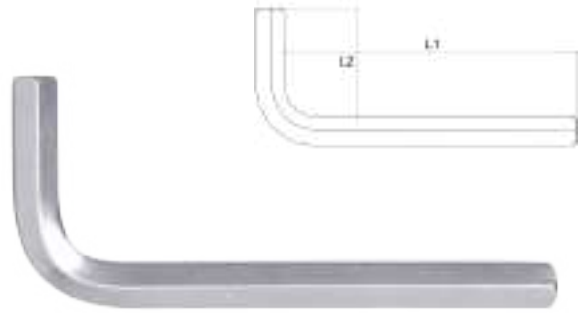


Cr-V · Zn Galvanized · DIN 911

| Art. | L1 | L2 | Pack |
|---|---|---|---|
| 0090/015 | 45 mm | 15 mm | 10 |
| 0090/02 | 50 mm | 16 mm | 10 |
| 0090/025 | 56 mm | 18 mm | 10 |
| 0090/03 | 63 mm | 19 mm | 10 |
| 0090/04 | 70 mm | 25 mm | 10 |
| 0090/05 | 72 mm | 25 mm | 10 |
| 0090/06 | 90 mm | 30 mm | 10 |
| 0090/08 | 103 mm | 38 mm | 5 |
| 0090/10 | 110 mm | 38 mm | 5 |
| 0090/12 | 115 mm | 44 mm | 5 |
| 0090/14 | 210 mm | 54 mm | 5 |
| 0090/17 | 145 mm | 59 mm | 5 |
| 0090/19 | 166 mm | 65 mm | 5 |

## 0090

### *HEX KEY SET*



10 Pcs · Hangable · Steel

**Sizes** 1,5 - 2 - 2,5 - 3 - 3,5- 4 - 5 - 6 - 8 - 10 mm

## 0269

### *HEX KEY SET*

9 Pcs · Hangable · Cr-V · DIN 911

**Sizes** 1,5 - 2 - 2,5 - 3 - 4 - 5 - 6 - 8 - 10 mm

## 0545/EF

### *BALL POINT COLORED HEX KEY SERIES*

9 Pcs · Blister · Mo-V · DIN 911

**Sizes** 1,5 - 2 - 2,5 - 3 - 4 - 5 - 6 - 8 - 10 mm

## 0215X

### *BALL POINT HEX KEY SET , LONG TYPE*

9 Pcs · Blister · Cr-V · Satin

| Art. | Size |
|---|---|
| 0215 | 1,5 - 2 - 2,5 - 3 - 4 - 5 - 6 - 8 - 10 mm |
| 0215P | 1/16'' - 5/64'' - 3/32'' - 1/8'' - 5/32'' - 3/16'' - 1/4'' - 5/16'' - 3/8'' |

## 0558/EM

### *HEX KEY SET WITH DIAMOND TIP*

The diamond tip allows a perfect grip, avoiding to ruin the head of the screw. This type of tip is also very effective with already ruined screws.

8 Pcs · Hangable · Cr-V · Diamond coated · DIN 2936

**Sizes** 1,5 - 2 - 2,5 - 3 - 4 - 5 - 6 - 8 mm

## 0558/EP

### *HEX KEY SET WITH DIAMOND TIP*

The diamond tip allows a perfect grip, avoiding to ruin the head of the screw. This type of tip is also very effective with already ruined screws.

9 Pcs · Hangable · Cr-V · Diamond coated · DIN 2936

**Sizes** 5/64'' - 3/32'' - 7/64'' - 1/8'' - 9/64'' - 5/32'' - 3/16'' - 7/32'' - 1/4''

## 0558/GE

### *HEX KEY SET*

With ph and slot screwdriver head, with multipurpose handle that can be used as a t-handle or as a key extension.

8 Pcs | Blister | Cr-V

| | |
|---|---|
| Sizes | 2 - 2,5 - 3 - 4 - 5 - 6 - 8 - 10 mm |
| Cross screwdriver | PH0 (3mm) - PH1 (4mm) - PH2 (5mm) |
| Slotted screwdriver | 6mm |

## 0400

### *MALE "T" HANDLE HEX WRENCH SET*

With sliding bar making them versatile for use in difficult situations and under extreme conditions.

7 Pcs | Box | Cr-V | Chromed | 2936

| | |
|---|---|
| Sizes | 2 - 3 - 4 - 5 - 6 - 8 - 10 mm |

## 0400-

### *MALE "T" HANDLE HEX WRENCHES*

With sliding bar making it versatile for use in difficult situations and under extreme conditions.

Cr-V | Chromed | 2936

| Art. | Size | Dimensions |
|---|---|---|
| 0400/02 | 2 mm | 125 x 65 mm |
| 0400/025 | 2,5 mm | 125 x 65 mm |
| 0400/03 | 3 mm | 125 x 65 mm |
| 0400/035 | 3,5 mm | 125 x 65 mm |
| 0400/04 | 4 mm | 180 x 90 mm |
| 0400/045 | 4,5 mm | 180 x 90 mm |
| 0400/05 | 5 mm | 180 x 90 mm |
| 0400/06 | 6 mm | 210 x 105 mm |
| 0400/07 | 7 mm | 250 x 105 mm |
| 0400/08 | 8 mm | 250 x 125 mm |
| 0400/09 | 9 mm | 300 x 145 mm |
| 0400/10 | 10 mm | 300 x 145 mm |
| 0400/12 | 12 mm | 320 x 165 mm |
| 0400/14 | 14 mm | 340 x 170 mm |

## C856-

### *BALL POINT TWO WAY HEX KEY WITH PLASTIC HANDLE*

Cr-V | Phosphated | 2936

| Art. | Size | Lenght |
|---|---|---|
| C856/02.5 | 2,5 mm | 175 mm |
| C856/03 | 3 mm | 175 mm |
| C856/04 | 4 mm | 175 mm |
| C856/05 | 5 mm | 175 mm |
| C856/06 | 6 mm | 175 mm |
| C856/08 | 8 mm | 170 mm |
| C856/10 | 10 mm | 170 mm |

## 0190

### *3-WAY SPEEDY HEX KEY WRENCH SET*

Hexagon keys made of brushed aluminium and high-strength Cr-V steel, perfect for hexagon socket screws.
Practical "speedy" swivel handle for a firmer grip and greater ease and quick handling.

7 Pcs | Box | Cr-V | Chromed

| | |
|---|---|
| Sizes | 2 - 3 - 4 - 5 - 6 - 8 - 10 mm |

## 0220

### *TORX KEY SET LONG TYPE*

With tamper resistant head (hole).

9 Pcs | Blister | Cr-V | Satin | 911

| | |
|---|---|
| Sizes | T10 - T15 - T20 - T25 - T27 - T30 - T40 - T45 - T50 |

## 0220/C

### *TORX KEY SET SHORT TYPE*

With tamper resistant head (hole).

9 Pcs | Cr-V | Chromed

**Sizes** T10 - T15 - T20 - T25 - T27 - T30 - T40 - T45 - T50

## 0545/TF

### *COLORED TORX KEY SERIES*

9 Pcs | Blister | Mo-V | DIN 911

**Sizes** T10 - T15 - T20 - T25 - T27 - T30 - T40 - T45 - T50

## 0558/TX

### *TORX KEY SET WITH DIAMOND TIP*

The diamond tip allows a perfect grip, avoiding to ruin the head of the screw. This type of tip is also very effective with already ruined screws.

8 Pcs | Blister | Cr-V | Diamond coated | DIN 2936

**Sizes** T9 - T10 - T15 - T20 - T25 - T27 - T30 - T40

## 0405

### *MALE "T" HANDLE TORX WRENCH SET*

With sliding bar making them versatile for use in difficult situations and under extreme conditions.

7 Pcs | Box | Cr-V | Chromed

**Sizes** T8 - T9 - T10 - T15 - T20 - T25 - T30

## C855-

### *TWO WAY TORX KEY WITH PLASTIC HANDLE*

Cr-V | Phosphated | DIN 2936

| Art. | Size | Lenght |
|---|---|---|
| C855/T10 | T10 | 175 mm |
| C855/T15 | T15 | 175 mm |
| C855/T20 | T20 | 175 mm |
| C855/T25 | T25 | 175 mm |
| C855/T27 | T27 | 175 mm |
| C855/T30 | T30 | 175 mm |
| C855/T40 | T40 | 170 mm |
| C855/T50 | T50 | 170 mm |

## 0405-

### *MALE "T" HANDLE TORX WRENCH*

With sliding bar making it versatile for use in difficult situations and under extreme conditions.

Cr-V | Chromed | DIN 2936

| Art. | Size | Length |
|---|---|---|
| 0405/T06 | T06 | 125 mm |
| 0405/T07 | T07 | 125 mm |
| 0405/T08 | T08 | 125 mm |
| 0405/T09 | T09 | 125 mm |
| 0405/T10 | T10 | 125 mm |
| 0405/T15 | T15 | 125 mm |
| 0405/T20 | T20 | 125 mm |
| 0405/T25 | T25 | 180 mm |
| 0405/T27 | T27 | 180 mm |
| 0405/T30 | T30 | 180 mm |
| 0405/T40 | T40 | 210 mm |
| 0405/T45 | T45 | 210 mm |
| 0405/T50 | T50 | 210 mm |

## 0190T

### *3-WAY "SPEEDY" TORX KEY WRENCH SET*

Torx keys made of brushed aluminium and high-strength Cr-V steel, perfect for torx socket screws.
Practical "speedy" swivel handle for a firmer grip and greater ease and quick handling.

7 Pcs | Box | Cr-V | Chromed

| Sizes | T10 - T15 - T20 - T25 - T27 - T30 - T40 |
|---|---|

## 0359-

### *T-HANDLE SPARK PLUG SOCKET WRENCH*

Cr-V | Chromed | DIN 3124

| Art. | Size | Length |
|---|---|---|
| 0359/14L | 14 mm | 530 mm |
| 0359/16L | 16 mm | 530 mm |
| 0359/21L | 20,8 mm | 530 mm |
| 0359/16 | 16 mm | 275 mm |

## C245-

### *T-HANDLE DEEP SOCKET WRENCHES*

Cr-V | Satin

| Art. | Size | Length |
|---|---|---|
| C245/06 | 6 mm | 320 mm |
| C245/07 | 7 mm | 320 mm |
| C245/08 | 8 mm | 320 mm |
| C245/09 | 9 mm | 320 mm |
| C245/10 | 10 mm | 320 mm |
| C245/11 | 11 mm | 320 mm |
| C245/12 | 12 mm | 320 mm |
| C245/13 | 13 mm | 320 mm |
| C245/14 | 14 mm | 320 mm |
| C245/17 | 17 mm | 320 mm |
| C245/19 | 19 mm | 320 mm |

## C395-

### *T HANDLE MAGNETIC SWIVEL HEX SOCKET*

Cr-V | Chromed | DIN 3124

| Art. | Size | Length |
|---|---|---|
| C395/06 | 6 mm | 390 mm |
| C395/07 | 7 mm | 390 mm |
| C395/08 | 8 mm | 390 mm |
| C395/09 | 9 mm | 390 mm |
| C395/10 | 10 mm | 500 mm |
| C395/11 | 11 mm | 500 mm |
| C395/12 | 12 mm | 500 mm |
| C395/13 | 13 mm | 500 mm |
| C395/14 | 14 mm | 500 mm |
| C395/15 | 15 mm | 500 mm |
| C395/16 | 16 mm | 500 mm |
| C395/17 | 17 mm | 500 mm |
| C395/18 | 18 mm | 500 mm |
| C395/19 | 19 mm | 500 mm |

## C391-

### *T-HANDLE SWIVEL HEX SOCKET*

Heavy duty.

Cr-V | Satin | DIN 896

| Art. | Size | Length |
|---|---|---|
| C391/06 | 6 mm | 395 mm |
| C391/07 | 7 mm | 395 mm |
| C391/08 | 8 mm | 395 mm |
| C391/09 | 9 mm | 400 mm |
| C391/10 | 10 mm | 400 mm |
| C391/11 | 11 mm | 400 mm |
| C391/12 | 12 mm | 400 mm |
| C391/13 | 13 mm | 432 mm |
| C391/14 | 14 mm | 432 mm |
| C391/15 | 15 mm | 450 mm |
| C391/16 | 16 mm | 450 mm |
| C391/17 | 17 mm | 450 mm |
| C391/18 | 18 mm | 450 mm |
| C391/19 | 19 mm | 500 mm |

## 0352-

### *BELT OIL FILTER WRENCH*

Box · Steel

| Art. | Filter maximum diameter | Belt |
|---|---|---|
| 0352/01 | 180 mm | 610 mm |
| 0352/02 | 220 mm | 800 mm |

## 0357-

### *OIL FILTER STELL BELT WRENCH*

Box · Steel

| Art. | Filter maximum diameter | Belt |
|---|---|---|
| 0357/01 | 70 mm | 180 mm |
| 0357/02 | 120 mm | 200 mm |

## 0076

### *TAPE OIL FILTER WRENCH*



Blister · Alu (Aluminum)

| | |
|---|---|
| Filter maximum diameter | 100 mm |
| Belt | 195 mm |

## 0077

### *OIL FILTER CHAIN WRENCH*

Blister · Carrying case · Steel

| | |
|---|---|
| Filter maximum diameter | 110 mm |
| Belt | 380 mm |

## 0018/15

### *OIL FILTER WRENCH SET*

Useful for the removal of oil filters for many vehicles. An adapter with 3/8" male and 1/2" female drives is included in the set.

15 Pcs · Carrying case · Steel · 3/8"

| | |
|---|---|
| Sizes (ø mm - sides) | 65 mm - 14, 65/67 mm – 14, 68 mm - 14, 74 mm - 15, 74/76 mm - 15, 75/77 mm - 15, 76 mm - 14, 76 mm - 30, 80 mm - 15, 80/82 mm |
| Adapter drive | 1/2" (F) 3/8" (M) |

## 0018/30

### *OIL FILTER WRENCH SET*

Useful for the removal of oil filters for many vehicles. An adapter with 3/8" male and 1/2" female drives and a 3-jaw wrench are included in the set.

28 Pcs · Carrying case · Steel · 3/8"

| | |
|---|---|
| Sizes (ø mm - sides) | 65 mm - 14, 65/67 mm - 14, 66 mm - 6, 68 mm - 14, 73 mm - 14, 74 mm 15, 74/76 mm - 15, 75/77 mm - 15, 76 mm - 8, 76 mm - 12, 76 mm 14,76 mm - 30,78 mm - 15,80 mm - 15,80/82 mm - 15,86 mm - 16,86 mm 18,90 mm - 15,92 mm - 10,93 mm - 15,93 mm - 36,93 mm |
| Adapter drive | 1/2" (F) 3/8" (M) |
| 3 - Jaw wrench | 65 ÷ 120 mm |

## 0080

### *CROSS RIM WRENCH*

Steel · Galvanized · 899 · 1/2"

| | |
|---|---|
| Sizes | 17 - 19 - 21 mm |
| Dimensions | 381 x 16 mm |

## 0426-

### *CROSS RIM WRENCH*

For trucks, with fixed hex sockets.

Steel · Galvanized · 3/4"

| Art. | Sizes | Dimensions |
|---|---|---|
| 0426/30 | 24 - 27 - 30 mm | 550 x 20 mm |
| 0426/32 | 24 - 27 - 32 mm | 700 x 22 mm |

## 0806/200

### *ELECTRONIC DIGITAL TORQUE - ANGLE WRENCH*

It allows cw and ccw operation and a led and buzer diagnostic of torque/angle status.

Box Chromed 1/2"

| | |
|---|---|
| MEASURE UNITS: | Nm / kgf-cm / lbf-ft / lbf-in |
| Capacity | 20 ÷ 200 Nm |
| Reading | 0,1 Nm |
| Accuracy | ± 2%, 10% @ 200 Nm |
| Angle range | 0 ÷ 360° |
| Angle accuracy | ±1% |
| Operation mode | Peak / Track |
| Torque memories - Angle | 5 |
| Length | 605 mm |
| Battery | 4x 1,5 V AAA |

## 0809-

### *ELECTRONIC DIGITAL TORQUE WRENCH*

It allows cw and ccw operation and a led and buzer diagnostic of torque status.

Carrying case Chromed

| Art. | MEASURE UNITS: | Capacity | Reading | Accuracy | Operation mode | Memory | Dr. | Length | Battery |
|---|---|---|---|---|---|---|---|---|---|
| 0809/030 | Nm / kgf-m / lbf-ft / lbf-in | 6 ÷ 30 Nm | 0,01 Nm | ± 4% | Peak / Track | 50 | 1/4" | 200 mm | 2 x 3 V CR2032 |
| 0809/080 | Nm / kgf-m / lbf-ft / lbf-in | 16 ÷ 80 Nm | 0,1 Nm | ± 3% | Peak / Track | 50 | 3/8" | 230 mm | 2 x 3 V CR2032 |
| 0809/100 | Nm / kgf-m / lbf-ft / lbf-in | 20 ÷ 100 Nm | 0,1 Nm | ± 2% | Peak / Track | 50 | 1/2" | 275 mm | 2 x 3 V CR2032 |

## 0806/020

### *DIGITAL TORQUE SCREWDRIVER*

ISO 6789-2017, clockwise and anticlockwise tightening, sound and vibration diagnostics of the preset torque reached.

Carrying case 1/4"

| | |
|---|---|
| MEASURE UNITS: | Nm / lbft / lbin |
| Capacity | 0 ÷ 20 Nm |
| Reading | 0,01 Nm |
| Accuracy | ± 2% |
| Operation mode | Peak / Track |
| Auto power off | 5 min. |
| Length | 175 mm |
| Battery | 2 x 1,5 V AAA |
| Working temperature | 0 °C – 40 °C |
| Storage temperature | -5 °C – 45 °C |

## 0268A

### *DIGITAL TORQUE METER*

Twist monitoring tool. Applied to a ratchet wrench it can be used as a torque wrench. Backlit LCD screen, Peak and Trace operating mode. Auto power off function.

Box Cr-V Plastic

Chromed 1/2" 1/2"

| | |
|---|---|
| Operation mode | Peak/track |
| MEASURE UNITS: | Nm/kgm/kgcm/lbft/lbin |
| Capacity | 40 ÷ 200 Nm |
| Reading | 0,1 Nm |
| Memory | 50 |
| Accuracy | ± 2% |
| Dimensions | 75 x 44mm |
| Battery | 1 x 3 V CR2032 |
| Working temperature | -10°C-60 °C (14°F-139.9 °F) |
| Storage temperature | -20°C -70°C (-4 °F-157.9°F) |

## 0774-

NEW

### *TORQUE WRENCH*

Carrying case | Chromed | 45 teeth

| Art. | Shank | Capacity | Reading | Teeth | Length |
|---|---|---|---|---|---|
| 0774/110 | 3/8" | 19 ÷ 110 Nm | 0,5 Nm | 45 | 370 mm |
| 0774/210 | 1/2" - 3/8" | 28 ÷ 210 Nm | 0,5 Nm | 45 | 470 mm |

## 0779-

NEW

### *TORQUE WRENCH*

With spring selector.

Carrying case | 72 teeth

| Art. | Shank | Capacity | Reading | Accuracy | Teeth | Length |
|---|---|---|---|---|---|---|
| 0779/025 | 1/4" | 5 ÷ 25 Nm | 0,2 Nm | ± 3% | 72 | 240 mm |
| 0779/050 | 3/8" | 10 ÷ 50 Nm | 0,5 Nm | ± 3% | 72 | 250 mm |
| 0779/100 | 3/8" | 20 ÷ 100 Nm | 1 Nm | ± 3% | 72 | 410 mm |
| 0779/210 | 1/2" | 40 ÷ 210 Nm | 1 Nm | ± 3% | 72 | 510 mm |
| 0779/300 | 1/2" | 60 ÷ 300 Nm | 2,5 Nm | ± 3% | 72 | 550 mm |

## 0778-

NEW

### *TORQUE WRENCH*

With double reading window.

Carrying case | Chromed | 72 teeth

| Art. | Shank | Capacity | Reading | Accuracy | Teeth | Length |
|---|---|---|---|---|---|---|
| 0778/025 | 1/4" | 5 ÷ 25 Nm | 0,2 Nm | ± 3% | 72 | 250 mm |
| 0778/050 | 3/8" | 10 ÷ 50 Nm | 0,5 Nm | ± 3% | 72 | 310 mm |
| 0778/100 | 3/8" | 20 ÷ 100 Nm | 0,5 Nm | ± 3% | 72 | 420 mm |
| 0778/210 | 1/2" | 40 ÷ 210 Nm | 1 Nm | ± 3% | 72 | 500 mm |
| 0778/300 | 1/2" | 60 ÷ 300 Nm | 1 Nm | ± 3% | 72 | 550 mm |

## 0779/S120

NEW

### TORQUE WRENCH SET

Equipped with a reversible ratchet and interchangeable fork heads, ideal for precision work in confined spaces.

7 Pcs

Carrying case

5°
72 teeth

| | |
|---|---|
| Spanner head | 17 - 22 - 24 - 26 - 27 - 30 mm |
| Spanners shank | 14 x 18 mm |
| Ratchet head | 3/8" |
| Capacity | 20 ÷ 120 Nm |
| Reading | 1 Nm |
| Accuracy | ± 3% |
| Teeth | 72 |
| Length | 390 mm |

## 0779/S210

NEW

### TORQUE WRENCH SET

Equipped with a reversible ratchet and interchangeable fork heads, ideal for precision work in confined spaces.

10 Pcs

Carrying case

5°
72 teeth

| | |
|---|---|
| Spanner head | 13-14-15-17-19-22-24-27-30 mm |
| Spanners shank | 14 x 18 mm |
| Ratchet head | 1/2" |
| Capacity | 40 ÷ 210 Nm |
| Reading | 1 Nm |
| Accuracy | ± 3% |
| Teeth | 72 |
| Length | 480 mm |

## 0329

### TORQUE MULTIPLIER

Labor saving wheel wrench.

7 Pcs

Carrying case

DIN
3113

1"

| | |
|---|---|
| 1" Dr. sockets | 32 - 33 mm |
| Ratio | 1:60 |
| Maximum torque | 3200 Nm |
| Operating torque | 1200 Nm |
| Net weight | 7,5 kg |

## 0360

### TORQUE MULTIPLIER

Labor saving wheel wrench, supplied in plastic case.

7 Pcs

Carrying case

DIN
3113

1"

| | |
|---|---|
| 1" Dr. sockets | 32 - 33 mm |
| Ratio | 1:56 |
| Maximum torque | 3000 Nm |
| Operating torque | 1000 Nm |
| Net weight | 7 kg |

## CN450N0/0

### *3 IN 1 QUICK CHANGE DRIVE RATCHET HANDLE*

4 Pcs | Hangable | Cr-V | Cr-Mo | Chromed | 72 teeth

| | |
|---|---|
| Length | 230 mm |
| Shank | 1/2" - 3/8" - 1/4" |
| Teeth | 72 |

## G090-

### *ERGONOMIC RATCHET HANDLE*

Hangable | Cr-V | Cr-Mo | Chromed | 90 teeth

| Art. | Length | Dr. |
|---|---|---|
| G090/1/4 | 145 mm | 1/4" |
| G090/3/8 | 195 mm | 3/8" |
| G090/1/2 | 265 mm | 1/2" |

## 0494-

### *MIRROR POLISHED ERGONOMIC RATCHET HANDLE*

Hangable | Cr-V | Cr-Mo | Chromed | 72 teeth

| Art. | Length | Dr. |
|---|---|---|
| 0494/1/4 | 165 mm | 1/4" |
| 0494/3/8 | 215 mm | 3/8" |
| 0494/1/2 | 276 mm | 1/2" |

## CN450NX

### *ERGONOMIC RATCHET HANDLE*

Hangable | Cr-V | Cr-Mo | Chromed | 72 teeth

| Art. | Length | Dr. |
|---|---|---|
| CN450N1/4A | 150 mm | 1/4" |
| CN450N3/8A | 205 mm | 3/8" |
| CN450N1/2A | 250 mm | 1/2" |

## 0439-

### *ERGONOMIC RATCHET HANDLE*

Hangable | Cr-V | Cr-Mo | 72 teeth

| Art. | Dr. | Length | Teeth |
|---|---|---|---|
| 0439/1/4 | 1/4" | 155 mm | 72 |
| 0439/3/8 | 3/8" | 200 mm | 72 |
| 0439/1/2 | 1/2" | 260 mm | 72 |

## 0173

### *1/4" DR. SPINNER HANDLE*

Made to being used also as an extension.

Hangable | Cr-V | Chromed | 1/4" | 1/4"

## BN4E5NX

### *STANDARD 6 POINT HAND SOCKET*

Hangable · Cr-V · Chromed · DIN 3124 · 1/4"

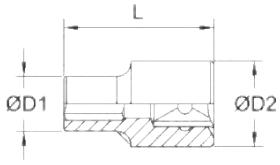


| Art. | Size | D1 | D2 | Length |
|---|---|---|---|---|
| BN4E5N004A | 4 mm | 6,8 mm | 12 mm | 25 mm |
| BN4E5N0045A | 4,5 mm | 7,2 mm | 12 mm | 25 mm |
| BN4E5N005A | 5 mm | 7,8 mm | 12 mm | 25 mm |
| BN4E5N0055A | 5,5 mm | 8,4 mm | 12 mm | 25 mm |
| BN4E5N006A | 6 mm | 9,3 mm | 12 mm | 25 mm |
| BN4E5N007A | 7 mm | 10,8 mm | 12 mm | 25 mm |
| BN4E5N008A | 8 mm | 12 mm | 11 mm | 25 mm |
| BN4E5N009A | 9 mm | 13 mm | 12 mm | 25 mm |
| BN4E5N010A | 10 mm | 14,6 mm | 12 mm | 25 mm |
| BN4E5N011A | 11 mm | 16 mm | 12,5 mm | 25 mm |
| BN4E5N012A | 12 mm | 17 mm | 13,5 mm | 25 mm |
| BN4E5N013A | 13 mm | 18 mm | 13,5 mm | 25 mm |
| BN4E5N014A | 14 mm | 19 mm | 14,5 mm | 25 mm |

## BN4E5LX

### *DEEP 6 POINT HAND SOCKET*

Hangable · Cr-V · Chromed · DIN 3124 · 1/4"

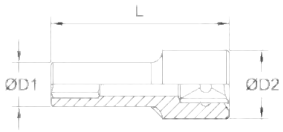


| Art. | Size | D1 | D2 | Length |
|---|---|---|---|---|
| BN4E5L004A | 4 mm | 6,8 mm | 12 mm | 50 mm |
| BN4E5L0045A | 4,5 mm | 7,2 mm | 12 mm | 50 mm |
| BN4E5L005A | 5 mm | 7,8 mm | 12 mm | 50 mm |
| BN4E5L0055A | 5,5 mm | 8,4 mm | 12 mm | 50 mm |
| BN4E5L006A | 6 mm | 9,3 mm | 12 mm | 50 mm |
| BN4E5L007A | 7 mm | 10,8 mm | 12 mm | 50 mm |
| BN4E5L008A | 8 mm | 12 mm | 11 mm | 50 mm |
| BN4E5L009A | 9 mm | 13 mm | 12 mm | 50 mm |
| BN4E5L010A | 10 mm | 14,6 mm | 12 mm | 50 mm |
| BN4E5L011A | 11 mm | 16 mm | 13 mm | 50 mm |
| BN4E5L012A | 12 mm | 17 mm | 13 mm | 50 mm |
| BN4E5L013A | 13 mm | 18 mm | 13 mm | 50 mm |
| BN4E5L014A | 14 mm | 19 mm | 14,5 mm | 50 mm |

## BN4P5NX

### *STANDARD 12 POINT HAND SOCKET*

Hangable · Cr-V · Chromed · 1/4" · DIN 3124

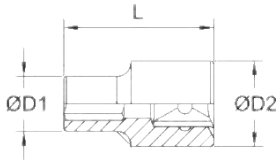


| Art. | Size | D1 | D2 | Length |
|---|---|---|---|---|
| BN4P5N004A | 4 mm | 6,8 mm | 12 mm | 25 mm |
| BN4P5N005A | 5 mm | 7,8 mm | 12 mm | 25 mm |
| BN4P5N0055A | 5,5 mm | 8,4 mm | 12 mm | 25 mm |
| BN4P5N006A | 6 mm | 9,3 mm | 12 mm | 25 mm |
| BN4P5N007A | 7 mm | 10,8 mm | 12 mm | 25 mm |
| BN4P5N008A | 8 mm | 12 mm | 11 mm | 25 mm |
| BN4P5N009A | 9 mm | 13 mm | 12 mm | 25 mm |
| BN4P5N010A | 10 mm | 14,6 mm | 12 mm | 25 mm |
| BN4P5N011A | 11 mm | 16 mm | 12,5 mm | 25 mm |
| BN4P5N012A | 12 mm | 17 mm | 13,5 mm | 25 mm |
| BN4P5N013A | 13 mm | 18 mm | 13,5 mm | 25 mm |
| BN4P5N014A | 14 mm | 19 mm | 14,5 mm | 25 mm |

## BN415NX

### *HEX BIT SOCKET*

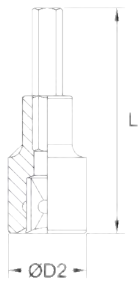


Hangable · Cr-V · Chromed · 1/4"

| Art. | Size | D2 | Length |
|---|---|---|---|
| BN415N003A | 3 mm | 12 mm | 37 mm |
| BN415N004A | 4 mm | 12 mm | 37 mm |
| BN415N005A | 5 mm | 12 mm | 37 mm |
| BN415N006A | 6 mm | 12 mm | 37 mm |
| BN415N008A | 8 mm | 12 mm | 37 mm |

## BN425NX

### *TORX BIT SOCKET*

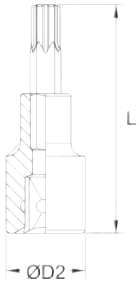


Hangable · Cr-V · Chromed · 1/4"

| Art. | Size | D2 | Length |
|---|---|---|---|
| BN425N008A | T8 | 12 mm | 37 mm |
| BN425N009A | T9 | 12 mm | 37 mm |
| BN425N010A | T10 | 12 mm | 37 mm |
| BN425N015A | T15 | 12 mm | 37 mm |
| BN425N020A | T20 | 12 mm | 37 mm |
| BN425N025A | T25 | 12 mm | 37 mm |
| BN425N027A | T27 | 12 mm | 37 mm |
| BN425N030A | T30 | 12 mm | 37 mm |
| BN425N040A | T40 | 12 mm | 37 mm |

## BN445NX

### *XZN BIT SOCKET*

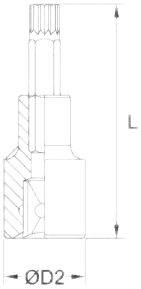


Hangable · Cr-V · Chromed · 1/4"

| Art. | Size | D2 | Length |
|---|---|---|---|
| BN445N004A | M 4 | 15 mm | 37 mm |
| BN445N005A | M 5 | 15 mm | 37 mm |
| BN445N006A | M 6 | 15 mm | 37 mm |
| BN445N008A | M 8 | 15 mm | 37 mm |
| BN445N009A | M 9 | 15 mm | 37 mm |
| BN445N010A | M 10 | 15 mm | 37 mm |

## RN4054NA

### *ADAPTER*

Hangable · Cr-V · 1/4" · 1/4"

| | |
|---|---|
| Length | 26 mm |

## JN405NA

### *UNIVERSAL JOINT*

Hangable · Cr-V · 1/4" · 1/4"

| | |
|---|---|
| Length | 38 mm |

## PN405NX

### *EXTENSION BAR*

Hangable · Cr-V · Chromed · 1/4" · 1/4"

| Art. | Length |
|---|---|
| PN405N050A | 50 mm |
| PN405N075A | 75 mm |
| PN405N150A | 150 mm |

## EN405NX

### *WOBBLE EXTENSION BAR*

Hangable · Cr-V · Chromed · 1/4" · 1/4"

| Art. | Length |
|---|---|
| EN405N050A | 50 mm |
| EN405N075A | 75 mm |
| EN405N150A | 150 mm |

## LN400N1/4A

### *SLIDING T BAR*

Hangable · Cr-V · 1/4"

| | |
|---|---|
| Length | 115 mm |

## BN4E4NX

### *STANDARD 6 POINT HAND SOCKET*

Hangable · Cr-V · Chromed · 3124 · 3/8"

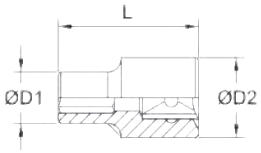


| Art. | Size | D1 | D2 | Length |
|---|---|---|---|---|
| BN4E4N006A | 6 mm | 9,3 mm | 17 mm | 28 mm |
| BN4E4N007A | 7 mm | 10,6 mm | 17 mm | 28 mm |
| BN4E4N008A | 8 mm | 11,8 mm | 17 mm | 28 mm |
| BN4E4N009A | 9 mm | 13,2 mm | 17 mm | 28 mm |
| BN4E4N010A | 10 mm | 14,5 mm | 17 mm | 28 mm |
| BN4E4N011A | 11 mm | 15,7 mm | 17 mm | 28 mm |
| BN4E4N012A | 12 mm | 17 mm | 16,4 mm | 28 mm |
| BN4E4N013A | 13 mm | 18 mm | 17 mm | 28 mm |
| BN4E4N014A | 14 mm | 20 mm | 17 mm | 28 mm |
| BN4E4N015A | 15 mm | 20,9 mm | 18 mm | 28 mm |
| BN4E4N016A | 16 mm | 22 mm | 18 mm | 28 mm |
| BN4E4N017A | 17 mm | 24 mm | 18 mm | 30 mm |
| BN4E4N018A | 18 mm | 26 mm | 18 mm | 30 mm |
| BN4E4N019A | 19 mm | 26 mm | 20 mm | 30 mm |
| BN4E4N020A | 20 mm | 27,1 mm | 20 mm | 30 mm |
| BN4E4N021A | 21 mm | 28 mm | 20 mm | 30 mm |
| BN4E4N022A | 22 mm | 30 mm | 20 mm | 32 mm |

## BN4P4NX

### *STANDARD 12 POINT HAND SOCKET*

Hangable · Cr-V · Chromed · 3124 · 3/8"

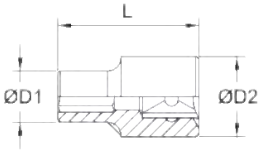


| Art. | Size | D1 | D2 | Length |
|---|---|---|---|---|
| BN4P4N006A | 6 mm | 9,3 mm | 17 mm | 28 mm |
| BN4P4N007A | 7 mm | 10,6 mm | 17 mm | 28 mm |
| BN4P4N008A | 8 mm | 11,8 mm | 17 mm | 28 mm |
| BN4P4N009A | 9 mm | 13,2 mm | 17 mm | 28 mm |
| BN4P4N010A | 10 mm | 14,5 mm | 17 mm | 28 mm |
| BN4P4N011A | 11 mm | 15,7 mm | 17 mm | 28 mm |
| BN4P4N012A | 12 mm | 17 mm | 16,4 mm | 28 mm |
| BN4P4N013A | 13 mm | 18 mm | 17 mm | 28 mm |
| BN4P4N014A | 14 mm | 20 mm | 17 mm | 28 mm |
| BN4P4N015A | 15 mm | 20,9 mm | 18 mm | 28 mm |
| BN4P4N016A | 16 mm | 22 mm | 18 mm | 28 mm |
| BN4P4N017A | 17 mm | 24 mm | 18 mm | 30 mm |
| BN4P4N018A | 18 mm | 26 mm | 18 mm | 30 mm |
| BN4P4N019A | 19 mm | 26 mm | 20 mm | 30 mm |
| BN4P4N020A | 20 mm | 28 mm | 20 mm | 30 mm |
| BN4P4N021A | 21 mm | 28 mm | 20 mm | 30 mm |
| BN4P4N022A | 22 mm | 30 mm | 20 mm | 32 mm |

## BN4E4LX

### *DEEP 6 POINT HAND SOCKET*

Hangable · Cr-V · Chromed · 3124 · 3/8"

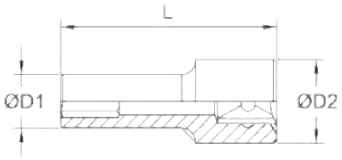


| Art. | Size | D1 | D2 | Length |
|---|---|---|---|---|
| BN4E4L006A | 6 mm | 9,3 mm | 17 mm | 63 mm |
| BN4E4L007A | 7 mm | 10,6 mm | 17 mm | 62 mm |
| BN4E4L008A | 8 mm | 11,8 mm | 17 mm | 63 mm |
| BN4E4L009A | 9 mm | 13,2 mm | 17 mm | 63 mm |
| BN4E4L010A | 10 mm | 14,5 mm | 17 mm | 63 mm |
| BN4E4L011A | 11 mm | 15,7 mm | 17 mm | 63 mm |
| BN4E4L012A | 12 mm | 17 mm | 16,4 mm | 63 mm |
| BN4E4L013A | 13 mm | 18 mm | 17 mm | 63 mm |
| BN4E4L014A | 14 mm | 19,6 mm | 17 mm | 63 mm |
| BN4E4L015A | 15 mm | 20,9 mm | 18 mm | 63 mm |
| BN4E4L016A | 16 mm | 22 mm | 18 mm | 63 mm |
| BN4E4L017A | 17 mm | 23,4 mm | 18 mm | 63 mm |
| BN4E4L018A | 18 mm | 24,6 mm | 20 mm | 63 mm |
| BN4E4L019A | 19 mm | 26 mm | 20 mm | 63 mm |
| BN4E4L020A | 20 mm | 27,1 mm | 20 mm | 63 mm |
| BN4E4L021A | 21 mm | 28 mm | 20 mm | 63 mm |
| BN4E4L022A | 22 mm | 30 mm | 20 mm | 63 mm |

## BN414NX

### *HEX BIT SOCKET*

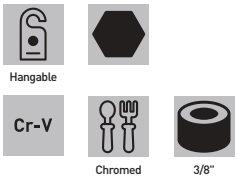

| Art. | Size | D2 | Length |
|---|---|---|---|
| BN414N003A | 3 mm | 18 mm | 48 mm |
| BN414N004A | 4 mm | 18 mm | 48 mm |
| BN414N005A | 5 mm | 18 mm | 48 mm |
| BN414N006A | 6 mm | 18 mm | 48 mm |
| BN414N007A | 7 mm | 18 mm | 48 mm |
| BN414N008A | 8 mm | 18 mm | 48 mm |
| BN414N009A | 9 mm | 20 mm | 48 mm |
| BN414N010A | 10 mm | 20 mm | 48 mm |
| BN414N012A | 12 mm | 20 mm | 48 mm |

## BN414LX

### *LONG HEX BIT SOCKET*

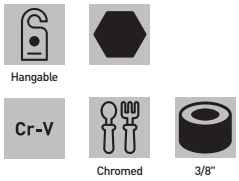





| Art. | Size | D2 | Length |
|---|---|---|---|
| BN414L003A | 3 mm | 18 mm | 95 mm |
| BN414L004A | 4 mm | 18 mm | 95 mm |
| BN414L005A | 5 mm | 18 mm | 95 mm |
| BN414L006A | 6 mm | 18 mm | 95 mm |
| BN414L007A | 7 mm | 18 mm | 95 mm |
| BN414L008A | 8 mm | 18 mm | 95 mm |
| BN414L009A | 9 mm | 20 mm | 95 mm |
| BN414L010A | 10 mm | 20 mm | 95 mm |
| BN414L012A | 12 mm | 20 mm | 95 mm |

## BN424NX

### *TORX BIT SOCKET*

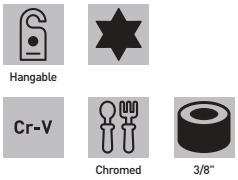

| Art. | Size | D2 | Length |
|---|---|---|---|
| BN424N010A | T10 | 18 mm | 48 mm |
| BN424N015A | T15 | 18 mm | 48 mm |
| BN424N020A | T20 | 18 mm | 48 mm |
| BN424N025A | T25 | 18 mm | 48 mm |
| BN424N027A | T27 | 18 mm | 48 mm |
| BN424N030A | T30 | 18 mm | 48 mm |
| BN424N040A | T40 | 18 mm | 48 mm |
| BN424N045A | T45 | 18 mm | 48 mm |
| BN424N050A | T50 | 20 mm | 48 mm |
| BN424N055A | T55 | 20 mm | 48 mm |

## BN424LX

### *LONG TORX BIT SOCKET*

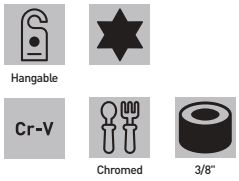

| Art. | Size | D2 | Length |
|---|---|---|---|
| BN424L015A | T15 | 18 mm | 95 mm |
| BN424L020A | T20 | 18 mm | 95 mm |
| BN424L025A | T25 | 18 mm | 95 mm |
| BN424L027A | T27 | 18 mm | 95 mm |
| BN424L030A | T30 | 18 mm | 95 mm |
| BN424L040A | T40 | 18 mm | 95 mm |
| BN424L045A | T45 | 18 mm | 95 mm |

## BN434NX

### *RIBE BIT SOCKET*

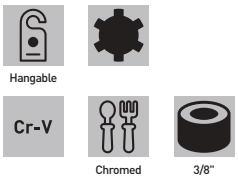

| Art. | Size | D2 | Length |
|---|---|---|---|
| BN434N004A | M 4 | 18 mm | 50 mm |
| BN434N005A | M 5 | 18 mm | 50 mm |
| BN434N006A | M 6 | 18 mm | 50 mm |
| BN434N007A | M 7 | 18 mm | 50 mm |
| BN434N008A | M 8 | 18 mm | 50 mm |
| BN434N009A | M 9 | 18 mm | 50 mm |
| BN434N010A | M 10 | 20 mm | 50 mm |

## BN434LX

### *LONG RIBE BIT SOCKET*

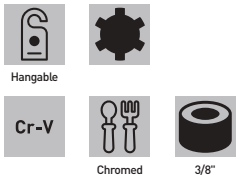

| Art. | Size | D2 | Length |
|---|---|---|---|
| BN434L004A | M 4 | 18 mm | 95 mm |
| BN434L005A | M 5 | 18 mm | 95 mm |
| BN434L006A | M 6 | 18 mm | 95 mm |
| BN434L007A | M 7 | 18 mm | 95 mm |
| BN434L008A | M 8 | 18 mm | 95 mm |
| BN434L009A | M 9 | 18 mm | 95 mm |
| BN434L010A | M 10 | 20 mm | 95 mm |

## BN444NX
### *XZN BIT SOCKET*

Hangable · Cr-V · Chromed · 3/8"

| Art. | Size | D2 | Length |
|---|---|---|---|
| BN444N004A | M 4 | 18 mm | 48 mm |
| BN444N005A | M 5 | 18 mm | 48 mm |
| BN444N006A | M 6 | 18 mm | 48 mm |
| BN444N008A | M 8 | 18 mm | 48 mm |
| BN444N009A | M 9 | 20 mm | 48 mm |
| BN444N010A | M 10 | 20 mm | 48 mm |
| BN444N012A | M 12 | 20 mm | 48 mm |
| BN444N014A | M 14 | 20 mm | 48 mm |

## BN444LX
### *LONG XZN BIT SOCKET*

Hangable · Cr-V · Chromed · 3/8"

| Art. | Size | D2 | Length |
|---|---|---|---|
| BN444L004A | M 4 | 18 mm | 95 mm |
| BN444L005A | M 5 | 18 mm | 95 mm |
| BN444L006A | M 6 | 18 mm | 95 mm |
| BN444L008A | M 8 | 18 mm | 95 mm |
| BN444L009A | M 9 | 20 mm | 95 mm |
| BN444L010A | M 10 | 20 mm | 95 mm |
| BN444L012A | M 12 | 20 mm | 95 mm |
| BN444L014A | M 14 | 20 mm | 95 mm |

## BN4C4LX
### *SPARK PLUG SOCKET*

Hangable · Cr-V · Chromed

| Art. | Size | Length |
|---|---|---|
| BN4C4L016A | 16 mm | 63 mm |
| BN4C4L018A | 18 mm | 63 mm |
| BN4C4L021A | 21 mm | 65 mm |

## LN400N3/8A
### *SLIDING T BAR*

Hangable · Cr-V

| Length | 200 mm |
|---|---|

## RN4045NA
### *ADAPTER*

Hangable · Cr-V · 3/8" · 1/4"

| Length | 27 mm |
|---|---|

## RN4043NA
### *ADAPTER*

Hangable · Cr-V · 3/8" · 1/2"

| Length | 35 mm |
|---|---|

## JN404NA
### *UNIVERSAL JOINT*

Hangable · Cr-V · 3/8" · 3/8"

| Length | 54 mm |
|---|---|

## PN404NX
### *EXTENSION BAR*

Hangable · Cr-V · Chromed · 3/8" · 3/8"

| Art. | Length |
|---|---|
| PN404N050A | 50 mm |
| PN404N075A | 75 mm |
| PN404N150A | 150 mm |

## EN404NX
### *WOBBLE EXTENSION BAR*



Hangable · Cr-V · Chromed · 3/8" · 3/8"

| Art. | Length |
|---|---|
| EN404N038A | 38 mm |
| EN404N075A | 75 mm |
| EN404N150A | 150 mm |
| EN404N250A | 250 mm |

## BN4E3NX

### *STANDARD 6 POINT HAND SOCKET*

Hangable | Cr-V | Chromed | DIN 3124 | 1/2"

| Art. | Size | D1 | D2 | Length |
|---|---|---|---|---|
| BN4E3N008A | 8 mm | 12,2 mm | 22 mm | 38 mm |
| BN4E3N009A | 9 mm | 13,5 mm | 22 mm | 38 mm |
| BN4E3N010A | 10 mm | 15 mm | 22 mm | 38 mm |
| BN4E3N011A | 11 mm | 16,3 mm | 22 mm | 38 mm |
| BN4E3N012A | 12 mm | 17,6 mm | 22 mm | 38 mm |
| BN4E3N013A | 13 mm | 18,8 mm | 22 mm | 38 mm |
| BN4E3N014A | 14 mm | 20,4 mm | 22 mm | 38 mm |
| BN4E3N015A | 15 mm | 21 mm | 22 mm | 38 mm |
| BN4E3N016A | 16 mm | 22 mm | 20,5 mm | 38 mm |
| BN4E3N017A | 17 mm | 24 mm | 22 mm | 38 mm |
| BN4E3N018A | 18mm | 25,4 mm | 22 mm | 38 mm |
| BN4E3N019A | 19 mm | 26 mm | 22 mm | 38 mm |
| BN4E3N020A | 20 mm | 28 mm | 22 mm | 38 mm |
| BN4E3N021A | 21 mm | 28 mm | 22 mm | 38 mm |
| BN4E3N022A | 22 mm | 30 mm | 26 mm | 38 mm |
| BN4E3N023A | 23 mm | 31,6 mm | 26 mm | 38 mm |
| BN4E3N024A | 24 mm | 32 mm | 26 mm | 38 mm |
| BN4E3N025A | 25 mm | 34 mm | 26 mm | 42 mm |
| BN4E3N026A | 26 mm | 35,4 mm | 28 mm | 42 mm |
| BN4E3N027A | 27 mm | 36 mm | 28 mm | 42 mm |
| BN4E3N028A | 28 mm | 38 mm | 28 mm | 42 mm |
| BN4E3N029A | 29 mm | 38 mm | 28 mm | 43 mm |
| BN4E3N030A | 30 mm | 40 mm | 28 mm | 43 mm |
| BN4E3N032A | 32 mm | 42 mm | 28 mm | 44 mm |

## BN4E3LX

### *DEEP 6 POINT HAND SOCKET*

Hangable | Cr-V | Chromed | DIN 3124 | 1/2"

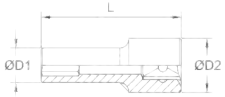


| Art. | Size | D1 | D2 | Length |
|---|---|---|---|---|
| BN4E3L010A | 10 mm | 15 mm | 22 mm | 77 mm |
| BN4E3L011A | 11 mm | 16,3 mm | 22 mm | 77 mm |
| BN4E3L012A | 12 mm | 17,6 mm | 22 mm | 77 mm |
| BN4E3L013A | 13 mm | 18,8 mm | 22 mm | 77 mm |
| BN4E3L014A | 14 mm | 20,4 mm | 22 mm | 77 mm |
| BN4E3L015A | 15 mm | 21 mm | 22 mm | 77 mm |
| BN4E3L016A | 16 mm | 22 mm | 20,5 mm | 77 mm |
| BN4E3L017A | 17 mm | 24 mm | 22 mm | 77 mm |
| BN4E3L018A | 18 mm | 25,4 mm | 22 mm | 77 mm |
| BN4E3L019A | 19 mm | 26 mm | 22 mm | 77 mm |
| BN4E3L020A | 20 mm | 28 mm | 22 mm | 77 mm |
| BN4E3L021A | 21 mm | 28 mm | 22 mm | 77 mm |
| BN4E3L022A | 22 mm | 30 mm | 26 mm | 77 mm |
| BN4E3L023A | 23 mm | 31,6 mm | 26 mm | 77 mm |
| BN4E3L024A | 24 mm | 32 mm | 26 mm | 77 mm |
| BN4E3L027A | 27 mm | 36 mm | 28 mm | 77 mm |
| BN4E3L030A | 30 mm | 40 mm | 28 mm | 77 mm |
| BN4E3L032A | 32 mm | 42 mm | 28 mm | 77 mm |

## BN4P3NX

### *STANDARD 12 POINT HAND SOCKET*

Hangable | Cr-V | Chromed | DIN 3124 | 1/2"

| Art. | Size | D1 | D2 | Length |
|---|---|---|---|---|
| BN4P3N008A | 8 mm | 12,2 mm | 22 mm | 38 mm |
| BN4P3N009A | 9 mm | 13,5 mm | 22 mm | 38 mm |
| BN4P3N010A | 10 mm | 15 mm | 22 mm | 38 mm |
| BN4P3N011A | 11 mm | 16,3 mm | 22 mm | 38 mm |
| BN4P3N012A | 12 mm | 17,6 mm | 22 mm | 38 mm |
| BN4P3N013A | 13 mm | 18,8 mm | 22 mm | 38 mm |
| BN4P3N014A | 14 mm | 20,4 mm | 22 mm | 38 mm |
| BN4P3N015A | 15 mm | 21 mm | 22 mm | 38 mm |
| BN4P3N016A | 16 mm | 22 mm | 20,5 mm | 38 mm |
| BN4P3N017A | 17 mm | 24 mm | 22 mm | 38 mm |
| BN4P3N018A | 18 mm | 25,4 mm | 22 mm | 38 mm |
| BN4P3N019A | 19 mm | 26 mm | 22 mm | 38 mm |
| BN4P3N020A | 20 mm | 28 mm | 22 mm | 38 mm |
| BN4P3N021A | 21 mm | 28 mm | 22 mm | 38 mm |
| BN4P3N022A | 22 mm | 30 mm | 26 mm | 38 mm |
| BN4P3N023A | 23 mm | 31,6 mm | 26 mm | 38 mm |
| BN4P3N024A | 24 mm | 32 mm | 26 mm | 38 mm |
| BN4P3N025A | 25 mm | 34 mm | 26 mm | 42 mm |
| BN4P3N026A | 26 mm | 35,4 mm | 28 mm | 42 mm |
| BN4P3N027A | 27 mm | 36 mm | 28 mm | 42 mm |
| BN4P3N028A | 28 mm | 38 mm | 28 mm | 43 mm |
| BN4P3N029A | 29 mm | 38 mm | 28 mm | 43 mm |
| BN4P3N030A | 30 mm | 40 mm | 28 mm | 43 mm |
| BN4P3N032A | 32 mm | 42 mm | 28 mm | 44 mm |

## BN4P3LX

### *DEEP 12 POINT HAND SOCKET*

Hangable | Cr-V | Chromed | DIN 3124 | 1/2"

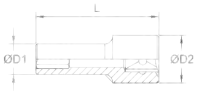


| Art. | Size | D1 | D2 | Length |
|---|---|---|---|---|
| BN4P3L010A | 10 mm | 15 mm | 22 mm | 77 mm |
| BN4P3L011A | 11 mm | 16,3 mm | 22 mm | 77 mm |
| BN4P3L012A | 12 mm | 17,6 mm | 22 mm | 77 mm |
| BN4P3L013A | 13 mm | 18,8 mm | 22 mm | 77 mm |
| BN4P3L014A | 14 mm | 20,4 mm | 22 mm | 77 mm |
| BN4P3L015A | 15 mm | 21 mm | 22 mm | 77 mm |
| BN4P3L016A | 16 mm | 22 mm | 20,5 mm | 77 mm |
| BN4P3L017A | 17 mm | 24 mm | 22 mm | 77 mm |
| BN4P3L018A | 18 mm | 25,4 mm | 22 mm | 77 mm |
| BN4P3L019A | 19 mm | 26 mm | 22 mm | 77 mm |
| BN4P3L020A | 20 mm | 28 mm | 22 mm | 77 mm |
| BN4P3L021A | 21 mm | 28 mm | 22 mm | 77 mm |
| BN4P3L022A | 22 mm | 30 mm | 26 mm | 77 mm |
| BN4P3L023A | 23 mm | 31,6 mm | 26 mm | 77 mm |
| BN4P3L024A | 24 mm | 32 mm | 26 mm | 77 mm |
| BN4P3L027A | 27 mm | 36 mm | 28 mm | 77 mm |
| BN4P3L030A | 30 mm | 40 mm | 28 mm | 77 mm |
| BN4P3L032A | 32 mm | 42 mm | 28 mm | 77 mm |

## BN413NX

### *HEX BIT SOCKET*

Hangable

Cr-V

Chromed

1/2"

| Art. | Size | D2 | Length |
|---|---|---|---|
| BN413N004A | 4 mm | 22 mm | 55 mm |
| BN413N005A | 5 mm | 22 mm | 55 mm |
| BN413N006A | 6 mm | 22 mm | 55 mm |
| BN413N007A | 7 mm | 22 mm | 55 mm |
| BN413N008A | 8 mm | 22 mm | 55 mm |
| BN413N010A | 10 mm | 22 mm | 55 mm |
| BN413N012A | 12 mm | 22 mm | 55 mm |
| BN413N014A | 14 mm | 24 mm | 55 mm |
| BN413N017A | 17 mm | 26 mm | 55 mm |
| BN413N019A | 19 mm | 28 mm | 55 mm |

## BN413LX

### *LONG HEX BIT SOCKET*

Hangable

Cr-V

Chromed

1/2"

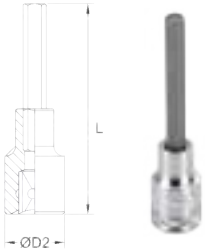


| Art. | Size | D2 | Length |
|---|---|---|---|
| BN413L004A | 4 mm | 22 mm | 100 mm |
| BN413L005A | 5 mm | 22 mm | 100 mm |
| BN413L006A | 6 mm | 22 mm | 100 mm |
| BN413L007A | 7 mm | 22 mm | 100 mm |
| BN413L008A | 8 mm | 22 mm | 100 mm |
| BN413L010A | 10 mm | 22 mm | 100 mm |
| BN413L012A | 12 mm | 22 mm | 100 mm |
| BN413L014A | 14 mm | 24 mm | 100 mm |
| BN413L017A | 17 mm | 26 mm | 100 mm |
| BN413L019A | 19 mm | 28 mm | 100 mm |

## BN423NX

### *TORX BIT SOCKET*

Hangable

Cr-V

Chromed

1/2"

| Art. | Size | D2 | Length |
|---|---|---|---|
| BN423N020A | T20 | 22 mm | 55 mm |
| BN423N025A | T25 | 22 mm | 55 mm |
| BN423N027A | T27 | 22 mm | 55 mm |
| BN423N030A | T30 | 22 mm | 55 mm |
| BN423N040A | T40 | 22 mm | 55 mm |
| BN423N045A | T45 | 22 mm | 55 mm |
| BN423N050A | T50 | 22 mm | 55 mm |
| BN423N055A | T55 | 22 mm | 55 mm |
| BN423N060A | T60 | 22 mm | 55 mm |
| BN423N070A | T70 | 22 mm | 55 mm |

## BN423LX

### *LONG TORX BIT SOCKET*

Hangable

Cr-V

Chromed

1/2"

| Art. | Size | D2 | Length |
|---|---|---|---|
| BN423L020A | T20 | 22 mm | 100 mm |
| BN423L025A | T25 | 22 mm | 100 mm |
| BN423L027A | T27 | 22 mm | 100 mm |
| BN423L030A | T30 | 22 mm | 100 mm |
| BN423L040A | T40 | 22 mm | 100 mm |
| BN423L045A | T45 | 22 mm | 100 mm |
| BN423L050A | T50 | 22 mm | 100 mm |
| BN423L055A | T55 | 22 mm | 100 mm |
| BN423L060A | T60 | 22 mm | 100 mm |
| BN423L070A | T70 | 22 mm | 100 mm |

## BN433NX

### *RIBE BIT SOCKET*

Hangable

Cr-V

Chromed

1/2"

| Art. | Size | D2 | Length |
|---|---|---|---|
| BN433N008A | M 8 | 22 mm | 55 mm |
| BN433N009A | M 9 | 22 mm | 55 mm |
| BN433N010A | M 10 | 22 mm | 55 mm |
| BN433N012A | M 12 | 22 mm | 55 mm |
| BN433N013A | M 13 | 24 mm | 55 mm |
| BN433N014A | M 14 | 24 mm | 55 mm |

## BN433LX

### *LONG RIBE BIT SOCKET*

Hangable

Cr-V

Chromed

1/2"

| Art. | Size | D2 | Length |
|---|---|---|---|
| BN433L008A | M 8 | 24 mm | 100 mm |
| BN433L009A | M 9 | 24 mm | 100 mm |
| BN433L010A | M 10 | 24 mm | 100 mm |
| BN433L012A | M 12 | 24 mm | 100 mm |
| BN433L013A | M 13 | 24 mm | 100 mm |
| BN433L014A | M 14 | 24 mm | 100 mm |

## BN443NX

### *XZN BIT SOCKET*

Hangable · Cr-V · Chromed · 1/2"

| Art. | Size | D2 | Length |
|---|---|---|---|
| BN443N005A | M 5 | 22 mm | 55 mm |
| BN443N006A | M 6 | 22 mm | 55 mm |
| BN443N008A | M 8 | 22 mm | 55 mm |
| BN443N009A | M 9 | 22 mm | 55 mm |
| BN443N010A | M 10 | 22 mm | 55 mm |
| BN443N012A | M 12 | 22 mm | 55 mm |
| BN443N014A | M 14 | 24 mm | 55 mm |
| BN443N016A | M 16 | 24 mm | 55 mm |

## BN443LX

### *LONG XZN BIT SOCKET*

Hangable · Cr-V · Chromed · 1/2"

| Art. | Size | D2 | Length |
|---|---|---|---|
| BN443L005A | M 5 | 22 mm | 100 mm |
| BN443L006A | M 6 | 22 mm | 100 mm |
| BN443L008A | M 8 | 22 mm | 100 mm |
| BN443L009A | M 9 | 22 mm | 100 mm |
| BN443L010A | M 10 | 22 mm | 100 mm |
| BN443L012A | M 12 | 22 mm | 100 mm |
| BN443L014A | M 14 | 24 mm | 100 mm |
| BN443L016A | M 16 | 24 mm | 100 mm |

## BN4C3LX

### *SPARK PLUG SOCKET*

Hangable · Cr-V · Chromed · 1/2"

| Art. | Size | Length |
|---|---|---|
| BN4C3L016A | 16 mm | 65 mm |
| BN4C3L018A | 18 mm | 65 mm |
| BN4C3L021A | 21 mm | 65 mm |

## PN403NX

### *EXTENSION BAR*

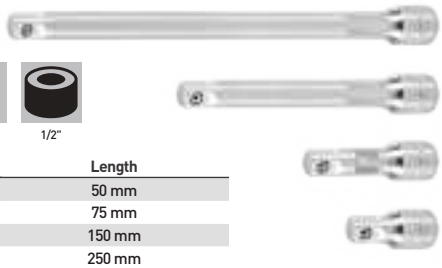

Hangable · Cr-V · Chromed · 1/2"

| Art. | Length |
|---|---|
| PN403N050A | 50 mm |
| PN403N075A | 75 mm |
| PN403N150A | 150 mm |
| PN403N250A | 250 mm |

## EN403NX

### *WOBBLE EXTENSION BAR*

Hangable · Cr-V · Chromed · 1/2" · 1/2"

| Art. | Length |
|---|---|
| EN403N050A | 50 mm |
| EN403N075A | 75 mm |
| EN403N125A | 125 mm |
| EN403N250A | 250 mm |
| EN403N500A | 500 mm |

## LN400N1/2A

### *SLIDING T BAR*

Hangable · Cr-V · 1/2"

| | |
|---|---|
| Length | 300 mm |

## RN4034NA

### *ADAPTER*

With 1/2" female and 3/8" male drives

Hangable · Cr-V · 1/2" · 3/8"

| | |
|---|---|
| Length | 36 mm |

## RN4032NA

### *ADAPTER*

Hangable · Cr-V · 1/2" · 3/4"

| | |
|---|---|
| Length | 46 mm |

## JN403NA

### *UNIVERSAL JOINT*

Hangable · Cr-V · 1/2" · 1/2"

| | |
|---|---|
| Length | 75 mm |

## BN4E2NX

### *STANDARD 6 POINT HAND SOCKET*

Hangable

Cr-V | Chromed | 3124 | 3/4"

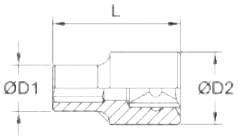


| Art. | Size | D1 | D2 | Length |
|---|---|---|---|---|
| BN4E2N019 | 19 mm | 30 mm | 36 mm | 50 mm |
| BN4E2N020 | 20 mm | 31 mm | 36 mm | 50 mm |
| BN4E2N021 | 21 mm | 32 mm | 36 mm | 50 mm |
| BN4E2N022 | 22 mm | 33 mm | 36 mm | 50 mm |
| BN4E2N023 | 23 mm | 34 mm | 36 mm | 50 mm |
| BN4E2N024 | 24 mm | 35 mm | 36 mm | 50 mm |
| BN4E2N025 | 25 mm | 36 mm | 35 mm | 52 mm |
| BN4E2N026 | 26 mm | 37 mm | 36 mm | 52 mm |
| BN4E2N027 | 27 mm | 38 mm | 36 mm | 52 mm |
| BN4E2N028 | 28 mm | 39 mm | 38 mm | 52 mm |
| BN4E2N029 | 29 mm | 40 mm | 38 mm | 52 mm |
| BN4E2N030 | 30 mm | 42 mm | 38 mm | 54 mm |
| BN4E2N032 | 32 mm | 43 mm | 38 mm | 56 mm |
| BN4E2N033 | 33 mm | 44 mm | 38 mm | 56 mm |
| BN4E2N034 | 34 mm | 46 mm | 38 mm | 56 mm |
| BN4E2N035 | 35 mm | 47 mm | 42 mm | 56 mm |
| BN4E2N036 | 36 mm | 48 mm | 42 mm | 58 mm |
| BN4E2N038 | 38 mm | 50 mm | 42 mm | 58 mm |
| BN4E2N041 | 41 mm | 52 mm | 45 mm | 60 mm |
| BN4E2N046 | 46 mm | 56 mm | 45 mm | 64 mm |
| BN4E2N050 | 50 mm | 62 mm | 48 mm | 68 mm |
| BN4E2N055 | 55 mm | 68 mm | 48 mm | 72 mm |
| BN4E2N060 | 60 mm | 74 mm | 48 mm | 76 mm |

## BN4P2NX

### *STANDARD 12 POINT HAND SOCKET*

Hangable

Cr-V | Chromed | 3124 | 3/4"

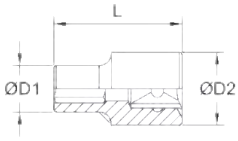


| Art. | Size | D1 | D2 | Length |
|---|---|---|---|---|
| BN4P2N019 | 19 mm | 30 mm | 36 mm | 50 mm |
| BN4P2N020 | 20 mm | 31 mm | 36 mm | 50 mm |
| BN4P2N021 | 21 mm | 32 mm | 36 mm | 50 mm |
| BN4P2N022 | 22 mm | 33 mm | 36 mm | 50 mm |
| BN4P2N023 | 23 mm | 34 mm | 36 mm | 50 mm |
| BN4P2N024 | 24 mm | 35 mm | 36 mm | 50 mm |
| BN4P2N025 | 25 mm | 36 mm | 35 mm | 52 mm |
| BN4P2N026 | 26 mm | 37 mm | 36 mm | 52 mm |
| BN4P2N027 | 27 mm | 38 mm | 36 mm | 52 mm |
| BN4P2N028 | 28 mm | 39 mm | 38 mm | 52 mm |
| BN4P2N029 | 29 mm | 40 mm | 38 mm | 52 mm |
| BN4P2N030 | 30 mm | 42 mm | 38 mm | 54 mm |
| BN4P2N032 | 32 mm | 43 mm | 38 mm | 56 mm |
| BN4P2N033 | 33 mm | 44 mm | 38 mm | 56 mm |
| BN4P2N034 | 34 mm | 46 mm | 38 mm | 56 mm |
| BN4P2N035 | 35 mm | 47 mm | 42 mm | 56 mm |
| BN4P2N036 | 36 mm | 48 mm | 42 mm | 58 mm |
| BN4P2N038 | 38 mm | 50 mm | 42 mm | 58 mm |
| BN4P2N041 | 41 mm | 52 mm | 45 mm | 60 mm |
| BN4P2N046 | 46 mm | 56 mm | 45 mm | 64 mm |
| BN4P2N050 | 50 mm | 62 mm | 48 mm | 68 mm |
| BN4P2N055 | 55 mm | 68 mm | 48 mm | 72 mm |
| BN4P2N060 | 60 mm | 74 mm | 48 mm | 76 mm |

## PN402NX

### *EXTENSION BAR*

Hangable | Cr-V | Chromed | 3/4" | 3/4"

| Art. | Length |
|---|---|
| PN402N200A | 200 mm |
| PN402N400A | 400 mm |

## LN400N3/4A

### *SLIDING T BAR*

Hangable | Cr-V | Chromed | 3/4"

| | |
|---|---|
| Length | 500 mm |

## RN4023NA

### *ADAPTER*

With 3/4" female and 1/2" male drives

Hangable | Cr-V | Chromed | 3/4" | 1/2"

| | |
|---|---|
| Length | 50 mm |

## JN402NA

### *UNIVERSAL JOINT*

Hangable | Cr-V | Chromed | 3/4" | 3/4"

| | |
|---|---|
| Length | 110 mm |

## 0795/2

### *MULTILOCK SOCKET SET*

Suitable for metric, inch, torx and XZN bolt.

19 Pcs | Carrying case | Cr-V | Chromed | 1/2"

| | |
|---|---|
| **Sizes** | 8 - 9 - 10 - 11 - 12 - 13 - 14 - 15 - 16 - 17 - 18 - 19 - 20 - 21 - 22 - 24 - 27 - 30 - 32 mm |
| **Inch size** | 3/8'' - 7/16'' - 15/32'' - 1/2'' - 19/32'' - 5/8'' - 3/4'' - 25/32'' - 13/16'' - 7/8'' - 15/16'' - 1-1/16'' - 1-13/16'' - 1-1/4'' |
| **Torx size** | E12 - E14 - E16 - E18 - E20 - E22 - E24 - E26 - E28 - E30 - E34 - E38 - E40 |
| **XZN size** | M12 - M14 - M16 - M18 |

## 0795/1

### *MULTILOCK SOCKET SET*

Suitable for metric, inch, torx and XZN bolt.

13 Pcs | Carrying case | Cr-V | Chromed | 1/4"

| | |
|---|---|
| **Sizes** | 4 - 4,5 - 5 - 5,5 - 6 - 7 - 8 - 9 - 10 - 11 - 12 - 13 - 14 mm |
| **Inch size** | 5/32'' - 7/32'' - 1/4'' - 5/16'' - 11/32'' - 3/8'' - 7/16'' - 15/32'' - 1/2'' |
| **Torx size** | E5 - E6 - E8 - E10 - E12 - E14 - E16 - E18 |
| **XZN size** | M5 - M6 - M8 - M9 - M10 - M12 - M14 - M16 - M18 |

## 0195

### *E-TORX SOCKET SET*

Suitable for torx bolt.

28 Pcs | Carrying case | Cr-V | Chromed | 1/4" | 3/8" | 1/2"

| | |
|---|---|
| **Torx size** | 1/4'': E4 - E5 - E6 - E7 - E8 - E10 - E11 3/8'': E4 - E5 - E6 - E7 - E8 - E10 - E11 - E12 - E14 - E16 - E18 - E20 1/2'' : E10 - E11 - E12 - E14 - E16 - E18 - E20 - E22 - E24 |

## 0589

### *LOW PROFILE GO-THROUGH SPLINE SOCKET SET*

Composed of 11 go-through spline sockets, one ratchet handle and accessories, suitable for metric, inch, torx and XZN size, can operate in small spaces.

24 Pcs | Carrying case | Cr-V | Chromed | 72 teeth | 1/4"

| | |
|---|---|
| **Socket** | 4.5 - 5 - 5.5 - 6 - 7 - 8 - 9 - 10 - 11 - 12 - 13 mm |
| **Ratchet handle** | 1 Pcs |
| **Extension** | 50 mm |
| **Socket** | 1/4" |
| **Bit holder** | 1 Pcs |
| **Bits** | PH: 1 - 2 - 3 (S2) Torx: T10-T15-T20-T25-T30-T40 (S2) |

## 0624

### *1/4" DR. SOCKET SET*

46 Pcs | Carrying case | Cr-V | Chromed

| | |
|---|---|
| **1/4" Dr. sockets** | 4 - 4.5 - 5 - 5.5 - 6 - 7 - 8 - 9 - 10 - 11 - 12 - 13 - 14 mm |
| **Sockets with bits** | 1/4" : T8 - T10 - T15 - T20 - T25 - T30 - T40 - H3 - H4 - H5 - H6 - H7 - H8 - SL4 - SL5.5 - SL7 - PH1 - PH2 - PH3 - PZ1 - PZ2 - PZ3 |
| **Ratchet handle** | 1/4" |
| **Flexible bar** | 1/4" - 150 mm |
| **1/4" Dr. socket-bars** | 50 - 100 mm |
| **Socket handle** | 1/4" |
| **Universal joint** | 1/4" |
| **Sliding T-bar** | 1/4" |
| **Hex keys** | 1,27 - 1,5 - 2 - 2,5 mm |

## S520

### *1/4" DR. 6 POINT SAE SOCKET SET*

20 Pcs | Carrying case | Cr-V | Chromed | 1/4"

| | |
|---|---|
| **1/4" Dr. sockets** | 5/32", 3/16", 7/32", 1/4", 9/32" 5/16", 11/32", 3/8", 13/32", 7/16", 15/32", 1/2", 9/16" |
| **Universal joint** | 1/4" |
| **1/4" Dr. socket-bars** | 2", 4", 6" |
| **Sliding T-bar** | 1/4" |
| **Socket handle** | 1/4" |
| **Ratchet handle** | 1/4" |

## 0679

### *3/8" AND 1/4" DR. SOCKET SET*

42 Pcs | Carrying case | Cr-V | Satin | 1/4" | 3/8"

| | |
|---|---|
| **3/8" Dr. sockets** | 9 - 10 - 11 - 12 - 13 - 14 - 15 - 17 - 19 mm |
| **Spark plug sockets sizes** | 3/8" : 16 - 21 mm |
| **3/8" Dr. socket-bars** | 75 - 150 mm |
| **Universal joint** | 3/8" |
| **Adapter** | F. 1/2" - M. 3/8" |
| **Ratchet handle** | 3/8" |
| **1/4" Dr. sockets** | 4 - 4,5 - 5 - 5,5 - 6 - 7 - 8 - 9 - 10 - 11 - 12 - 13 mm |
| **Socket handle** | 1/4" |
| **Adapter** | F. 3/8" - M. 1/4" |
| **Bits holder socket** | 1/4" |
| **Bits** | PH1 - PH2 - PH3 - H3 - H4 - H5 - H6 - H7 - SL4 - SL5,5 - SL7 |

## S328

### *1/2" DR. SOCKET SET*

28 Pcs | Carrying case | Cr-V | Chromed | 1/2"

| | |
|---|---|
| 1/2" Dr. sockets | 8 - 9 - 10 - 11 - 12 - 13 - 14 - 15 - 16 - 17 - 18 - 19 - 20 - 21 - 22 - 23 - 24 - 27 - 30 - 32 mm |
| Spark plug sockets sizes | 1/2" : 16 - 21 mm |
| 1/2" Dr. socket-bars | 75 - 150 - 250 mm |
| Universal joint | 1/2" |
| Adapter | F. 3/8" - M. 1/2" |
| Ratchet handle | 1/2" |

## SN4P3N027

### *1/2" DR. 6 POINT SAE SOCKET SET*

Composed of 20 standard sockets, 2 spark plug sockets, 1 ratchet handle, 1 universal joint, 2 extension bars and 1 sliding T-bar.

27 Pcs | Carrying case | Cr-V | Chromed | 1/2"

| | |
|---|---|
| Standard sockets sizes | 5/16", 3/8", 7/16", 15/32", 1/2", 9/16", 19/32", 5/8", 11/16", 3/4", 25/32", 13/16", 7/8", 15/16", 1",1-1/16", 1-3/16", 1-1/4", 23/32", 1-1/8" |
| Spark plug sockets sizes | 5/8", 13/16" |
| Extensions | 3", 10" |

## 0620

### *1/2" DR. SOCKET SET*

24 Pcs | Carrying case | Cr-V | Chromed | 1/2"

| | |
|---|---|
| 1/2" Dr. sockets | 10 - 11 - 12 - 13 - 14 - 15 - 16 - 17 - 18 - 19 - 20 - 21 - 22 - 23 - 24 - 27 - 30 - 32 mm |
| Spark plug sockets sizes | 1/2" : 21 mm |
| 1/2" Dr. socket-bars | 125 - 250 mm |
| Universal joint | 1/2" |
| Sliding T-bar | 1/2" |
| Ratchet handle | 1/2" |

## 0181

### *3/4" DR. SOCKET SET*

20 Pcs | Carrying case | 40 Cr | Satin | 3/4"

| | |
|---|---|
| Sizes | 19 - 21 - 22 - 23 - 24 - 26 - 27 - 30 - 32 - 34 - 36 - 38 - 41 - 46 - 48 - 50 mm |
| Ratchet handle | 3/4" |
| Sliding T-bar | 3/4" |
| Extensions | 3/4" : 100 - 200 mm |

## 0621

NEW

### 3/8" SOCKET SET WITH HEXAGONAL INSERTS

8 Pcs | Blister | Steel | 3/8"

| | |
|---|---|
| Shank | 3/8" |
| Sockets with hex bits | 2,5 - 3 - 4 - 5 - 6 - 7 - 8 - 10 mm |

## 0622

### SOCKET TORX BIT SET

10 Pcs | Box | Cr-V | Satin | 1/2"

| | |
|---|---|
| Sizes | T20 - T25 - T27 - T30 - T40 T45 - T50 - T55 - T60 - T70 |

## S108

### 1/4" & 1/2" DR. SOCKET SET

108 Pcs | Carrying case | Cr-V | Chromed

| | |
|---|---|
| 1/4" Dr. sockets | 4 - 4.5 - 5 - 5.5 - 6 - 7 - 8 - 9 - 10 - 11 - 12 - 13 - 14 mm |
| 1/4" Dr. deep sockets | 6 - 7 - 8 - 9 - 10 - 11 - 12 - 13 mm |
| 1/4" Dr. deep sockets | Torx: E4 - E5 - E6 - E7 - E8 mm |
| 1/2" Dr. sockets | 10 - 11 - 12 - 13 - 14 - 15 - 16 - 17 - 18 - 19 - 20 - 21 - 22 - 24 - 27 - 30 - 32 mm |
| 1/2" Dr. deep sockets | 14 - 15 - 17 - 19 - 22 mm |
| 1/2" Dr. sockets | Torx: E10 - E11 - E12 - E14 - E16 - E18 - E20 - E24 |
| Sockets with bits | 1/4" : T8 - T10 - T15 - T20 - T25 - T27 - T30 - H3 - H4 - H5 - H6 - SL4 - SL5.5 - SL6.5 - PH1 - PH2 - Pcs1 - Pcs2 |
| Spark plug sockets sizes | 1/2" : 16 - 21 mm |
| Bits holder socket | 1/2" |
| Bits | 5/16" x 30mm : H7 - H8 - H10 - H12 - H14 - SL8 - SL10 - SL12 - PH3 - PH4 - Pcs3 - Pcs4 - T40 - T45 - T50 - T55 - T60 |
| 1/4" Dr. socket-bars | 50 - 85 mm |
| 1/2" Dr. socket-bars | 125 - 250 mm |
| Socket handle | 1/4" |
| Adapter | F. 3/8" - M. 1/2" |
| Universal joint | 1/4" |
| Universal joint | 1/2" |
| Sliding T-bar | 1/4" |
| Ratchet handle | 1/4" |
| Ratchet handle | 1/2" |
| Hex keys | 1,5 - 2 - 2,5 mm |

## 0618

### *1/2" & 1/4" DR. SOCKET SET*

94 Pcs | Carrying case

| | |
|---|---|
| 1/4" Dr. sockets | 4 - 4.5 - 5 - 5.5 - 6 - 7 - 8 - 9 - 10 - 11 - 12 - 13 - 14 mm |
| 1/4" Dr. deep sockets | 6 - 7 - 8 - 9 - 10 - 11 - 12 - 13 mm |
| Male adapter 1/4" Dr. and 1/4" hex | 1 Pc |
| 1/2" Dr. sockets | 10 - 11 - 12 - 13 - 14 - 15 - 16 - 17 - 18 - 19 20 - 21 - 22 - 23 - 24 - 27 - 30 - 32 mm |
| 1/2" Dr. deep sockets | 14 - 15 - 17 - 19 mm |
| Flexible bar | 1/4" - 150 mm |
| Sockets with bits | 1/4" : T8 - T10 - T15 - T20 - T25 - T30 - H3 - H4 - H5 - H6 - SL4 - SL5.5 - SL7 - PH1 - PH2 - Pcs1 - Pcs2 |
| Spark plug sockets sizes | 1/2" : 16 - 21 mm |
| Socket for 5/16" inserts | 1/2" |
| Bits | 5/16" x 30mm : H8 - H10 - H12 - H14 - SL8 - SL10 - SL12 - PH3 - PH4 - Pcs3 - Pcs4 - T40 - T45 - T50 - T55 |
| 1/4" Dr. socket-bars | 50 - 100 mm |
| 1/2" Dr. socket-bars | 125 - 250 mm |
| Socket handle | 1/4" |
| Adapter | F. 3/8" - M. 1/2" |
| Universal joint | 1/4" |
| Universal joint | 1/2" |
| Sliding T-bar | 1/4" |
| Ratchet handle | 1/4" |
| Ratchet handle | 1/2" |
| Hex keys | 1,5 - 2 - 2,5 mm |

## S179

### *DR. SOCKET SET*

179 Pcs | Carrying case

| | |
|---|---|
| 1/4" Dr. sockets | 4 - 4.5 - 5 - 5.5 - 6 - 7 - 8 - 9 - 10 - 11 - 12 - 13 - 14 mm |
| 1/4" Dr. deep sockets | 6 - 7 - 8 - 9 - 10 mm |
| 1/4" Dr. deep sockets | Torx: E4 - E5 - E6 - E7 - E8 mm |
| 1/4" Dr. socket-bars | 50 - 100 mm |
| Sliding T-bar | 1/4" |
| Bits holder socket | 1/4" |
| Sockets with bits | 1/4" – Torx: T8 - T9 - T10 - T15 - T20 - T25 - T27 - T30 |
| Sockets with tampered bits | 1/4" – Torx: T8H - T9H - T10H - T15H - T20H T25H - T27H - T30H |
| Sockets with bits | 1/4" : PH0 - PH1 - PH2 |
| Sockets with bits | 1/4" : Pcs0 - Pcs1 - Pcs2 |
| Sockets with hex bits | 1/4" : 3 - 4 - 5 - 6 mm |
| Sockets with slotted bits | 1/4" : 4 - 5.5 - 6.5 - 7 mm |
| Universal joint | 1/4" |
| Socket handle | 1/4" |
| Ratchet handle | 1/4" |
| 3/8" Dr. sockets | 10 - 11 - 12 - 13 - 14 - 15 - 16 - 17 - 18 - 19 mm |
| 3/8" Dr. sockets | Torx: E10 - E11 - E12 - E13 |
| 3/8" Dr. deep sockets | 10 - 11 - 12 - 13 - 14 - 15 mm |
| Spark plug sockets sizes | 3/8" - 18 mm |
| 3/8" Dr. socket-bars | 150 mm |
| Socket for 5/16" inserts | 3/8" |
| Universal joint | 3/8" |
| Ratchet handle | 3/8" |
| 1/2" Dr. sockets | 10 - 11 - 12 - 13 - 14 - 15 - 16 - 17 - 18 - 19 20 - 21 - 22 - 24 - 27 - 30 - 32 mm |
| 1/2" Dr. deep sockets | 16 - 17 - 18 - 19 - 22 mm |
| 1/2" Dr. sockets | Torx: E16 - E18 - E20 - E24 |
| Spark plug sockets sizes | 1/2" : 16 - 21 mm |
| 1/2" Dr. socket-bars | 125 - 250 mm |
| Socket for 5/16" inserts | 1/2" |
| Universal joint | 1/2" |
| Adapter | F. 3/8" - M. 1/2" |
| Ratchet handle | 1/2" |
| Bits | 1/4" x 25 mm XZN: M5 - M6 - M8 |

| | |
|---|---|
| Bits | 1/4" x 25 mm Torx: T5 - T6 - T7 - T8 - T9 - T10 - T15 - T20 - T25 - T27 - T30 |
| Bits | 1/4" x 25 mm Ribe: RM5 - RM6 - RM7 - RM8 - RM9 |
| Bits | 1/4" x 25 mm Torx "5": TS7 - TS10 - TS15 - TS20 - TS25 - TS27 - TS30 - TS40 - TS45 |
| Bits | 5/16" x 30 mm Torx: T40 - T45 - T50 - T55 - T60 - T70 |
| Tampered bits | 5/16" x 30 mm Torx: T40H - T45H - T50H - T55H - T60H - T70H |
| Hex bits | 5/16" x 30 mm: 7 - 8 - 10 - 12 - 14 mm |
| Bits | 5/16" x 30 mm: PH3 - PH4 |
| Bits | 5/16" x 30 mm: Pcs3 - Pcs4 |
| Slotted bits | 5/16" x 30 mm: 8 - 10 - 12 mm |
| Hex keys | 1,3 - 1,5 - 2 - 2,5 - 3 - 4 - 5 mm |

## BI4E3NX

### *STANDARD IMPACT SOCKET*

Cr-Mo

Phosphated 3124 1/2"

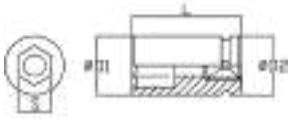

| Art. | Size | D1 | D2 | Length |
|---|---|---|---|---|
| BI4E3N008 | 8 mm | 15 mm | 24 mm | 38 mm |
| BI4E3N009 | 9 mm | 16 mm | 24 mm | 38 mm |
| BI4E3N010 | 10 mm | 17,5 mm | 24 mm | 38 mm |
| BI4E3N011 | 11 mm | 18,5 mm | 24 mm | 38 mm |
| BI4E3N012 | 12 mm | 19,5 mm | 24 mm | 38 mm |
| BI4E3N013 | 13 mm | 20,5 mm | 24 mm | 38 mm |
| BI4E3N014 | 14 mm | 22 mm | 24 mm | 38 mm |
| BI4E3N015 | 15 mm | 24 mm | 24 mm | 38 mm |
| BI4E3N016 | 16 mm | 24 mm | 24 mm | 38 mm |
| BI4E3N017 | 17 mm | 26 mm | 26 mm | 38 mm |
| BI4E3N018 | 18 mm | 28 mm | 28 mm | 38 mm |
| BI4E3N019 | 19 mm | 28 mm | 28 mm | 38 mm |
| BI4E3N020 | 20 mm | 30 mm | 30 mm | 38 mm |
| BI4E3N021 | 21 mm | 30 mm | 30 mm | 38 mm |
| BI4E3N022 | 22 mm | 32 mm | 30 mm | 38 mm |
| BI4E3N023 | 23 mm | 34 mm | 30 mm | 38 mm |
| BI4E3N024 | 24 mm | 34 mm | 30 mm | 38 mm |
| BI4E3N025 | 25 mm | 36 mm | 30 mm | 38 mm |
| BI4E3N026 | 26 mm | 36 mm | 30 mm | 38 mm |
| BI4E3N027 | 27 mm | 38 mm | 30 mm | 42 mm |
| BI4E3N028 | 28 mm | 40 mm | 30 mm | 42 mm |
| BI4E3N029 | 29 mm | 42 mm | 30 mm | 42 mm |
| BI4E3N030 | 30 mm | 42 mm | 30 mm | 42 mm |
| BI4E3N031 | 31 mm | 44 mm | 30 mm | 42 mm |
| BI4E3N032 | 32 mm | 44 mm | 30 mm | 44 mm |

## BI4E3LX

### *DEEP IMPACT SOCKET*

Cr-Mo

Phosphated 3124 1/2"

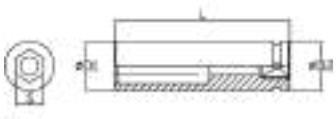

| Art. | Size | D1 | D2 | Length |
|---|---|---|---|---|
| BI4E3L008 | 8 mm | 15 mm | 24 mm | 78 mm |
| BI4E3L009 | 9 mm | 16 mm | 24 mm | 78 mm |
| BI4E3L010 | 10 mm | 17,5 mm | 24 mm | 78 mm |
| BI4E3L011 | 11 mm | 18,5 mm | 24 mm | 78 mm |
| BI4E3L012 | 12 mm | 19,5 mm | 24 mm | 78 mm |
| BI4E3L013 | 13 mm | 20,5 mm | 24 mm | 78 mm |
| BI4E3L014 | 14 mm | 22 mm | 24 mm | 78 mm |
| BI4E3L015 | 15 mm | 24 mm | 24 mm | 78 mm |
| BI4E3L016 | 16 mm | 24 mm | 24 mm | 78 mm |
| BI4E3L017 | 17 mm | 26 mm | 26 mm | 78 mm |
| BI4E3L018 | 18 mm | 28 mm | 28 mm | 78 mm |
| BI4E3L019 | 19 mm | 28 mm | 28 mm | 78 mm |
| BI4E3L020 | 20 mm | 30 mm | 30 mm | 78 mm |
| BI4E3L021 | 21 mm | 30 mm | 30 mm | 78 mm |
| BI4E3L022 | 22 mm | 32 mm | 30 mm | 78 mm |
| BI4E3L023 | 23 mm | 34 mm | 30 mm | 78 mm |
| BI4E3L024 | 24 mm | 34 mm | 30 mm | 78 mm |
| BI4E3L025 | 25 mm | 36 mm | 30 mm | 78 mm |
| BI4E3L026 | 26 mm | 36 mm | 30 mm | 78 mm |
| BI4E3L027 | 27 mm | 38 mm | 30 mm | 78 mm |
| BI4E3L028 | 28 mm | 40 mm | 30 mm | 78 mm |
| BI4E3L029 | 29 mm | 42 mm | 30 mm | 78 mm |
| BI4E3L030 | 30 mm | 42 mm | 30 mm | 78 mm |
| BI4E3L031 | 31 mm | 44 mm | 30 mm | 78 mm |
| BI4E3L032 | 32 mm | 44 mm | 30 mm | 78 mm |

## BI413L0X

### *IMPACT HEX BIT SOCKET*

Cr-Mo

Phosphated 3129 1/2"

| Art. | Size | D | Length |
|---|---|---|---|
| BI413L004 | 4 mm | 25 mm | 78 mm |
| BI413L005 | 5 mm | 25 mm | 78 mm |
| BI413L006 | 6 mm | 25 mm | 78 mm |
| BI413L008 | 8 mm | 25 mm | 78 mm |
| BI413L010 | 10 mm | 25 mm | 78 mm |
| BI413L012 | 12 mm | 25 mm | 78 mm |
| BI413L014 | 14 mm | 25 mm | 78 mm |
| BI413L017 | 17 mm | 25 mm | 78 mm |
| BI413L019 | 19 mm | 25 mm | 78 mm |

## BI423LX

### *IMPACT TORX BIT SOCKET*

Cr-Mo

Phosphated 3129 1/2"

| Art. | Size | D | Length |
|---|---|---|---|
| BI423L025 | T25 | 25 mm | 78 mm |
| BI423L027 | T27 | 25 mm | 78 mm |
| BI423L030 | T30 | 25 mm | 78 mm |
| BI423L040 | T40 | 25 mm | 78 mm |
| BI423L045 | T45 | 25 mm | 78 mm |
| BI423L050 | T50 | 25 mm | 78 mm |
| BI423L060 | T60 | 25 mm | 78 mm |
| BI423L070 | T70 | 25 mm | 78 mm |
| BI423L080 | T80 | 25 mm | 78 mm |

## BI433MX

### *IMPACT RIBE BIT SOCKET*

Cr-Mo

Phosphated 3121-3129 1/2"

| Art. | Size | D | Length |
|---|---|---|---|
| BI433M004 | M 4 | 25 mm | 60 mm |
| BI433M005 | M 5 | 25 mm | 60 mm |
| BI433M006 | M 6 | 25 mm | 60 mm |
| BI433M007 | M 7 | 25 mm | 60 mm |
| BI433M008 | M 8 | 25 mm | 60 mm |
| BI433M009 | M 9 | 25 mm | 60 mm |
| BI433M010 | M 10 | 25 mm | 60 mm |
| BI433M012 | M 12 | 25 mm | 60 mm |
| BI433M014 | M 14 | 25 mm | 60 mm |
| BI433M016 | M 16 | 25 mm | 60 mm |
| BI433M018 | M 18 | 25 mm | 60 mm |

## BI443MX

### *IMPACT XZN BIT SOCKET*

Cr-Mo

Phosphated 3121-3129 1/2"

| Art. | Size | D | Length |
|---|---|---|---|
| BI443M004 | M 4 | 25 mm | 60 mm |
| BI443M005 | M 5 | 25 mm | 60 mm |
| BI443M006 | M 6 | 25 mm | 60 mm |
| BI443M008 | M 8 | 25 mm | 60 mm |
| BI443M010 | M 10 | 25 mm | 60 mm |
| BI443M012 | M 12 | 25 mm | 60 mm |
| BI443M014 | M 14 | 25 mm | 60 mm |
| BI443M016 | M 16 | 25 mm | 60 mm |
| BI443M018 | M 18 | 25 mm | 60 mm |
| BI443M020 | M 20 | 25 mm | 60 mm |

## PI403X

### *IMPACT EXTENSION BAR*

Cr-Mo

Phosphated

3121-3129 1/2"

| Art. | D | Length |
|---|---|---|
| PI403075 | 25 mm | 75 mm |
| PI403125 | 25 mm | 125 mm |
| PI403150 | 25 mm | 150 mm |
| PI403250 | 25 mm | 250 mm |

## PI453X

### *QUICK RELEASE IMPACT EXTENSION BAR*

Cr-Mo

Phosphated

3121-3129 1/2"

| Art. | D | Length |
|---|---|---|
| PI453075 | 25 mm | 75 mm |
| PI453150 | 25 mm | 125 mm |
| PI453250 | 25 mm | 250 mm |

## BI4E2NX

### *STANDARD IMPACT SOCKET*

Cr-Mo

Phosphated 3121-3129 3/4"

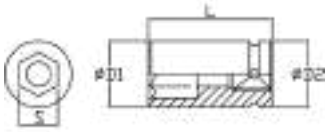


| Art. | Size | D1 | D2 | Length |
|---|---|---|---|---|
| BI4E2N018 | 18 mm | 30 mm | 44 mm | 51 mm |
| BI4E2N019 | 19 mm | 32 mm | 44 mm | 51 mm |
| BI4E2N020 | 20 mm | 33 mm | 44 mm | 51 mm |
| BI4E2N021 | 21 mm | 35 mm | 44 mm | 51 mm |
| BI4E2N022 | 22 mm | 36 mm | 44 mm | 51 mm |
| BI4E2N023 | 23 mm | 38 mm | 44 mm | 51 mm |
| BI4E2N024 | 24 mm | 39 mm | 44 mm | 51 mm |
| BI4E2N025 | 25 mm | 41 mm | 44 mm | 54 mm |
| BI4E2N026 | 26 mm | 41 mm | 44 mm | 54 mm |
| BI4E2N027 | 27 mm | 42 mm | 44 mm | 54 mm |
| BI4E2N028 | 28 mm | 44 mm | 44 mm | 54 mm |
| BI4E2N029 | 29 mm | 46 mm | 44 mm | 54 mm |
| BI4E2N030 | 30 mm | 46 mm | 44 mm | 54 mm |
| BI4E2N032 | 32 mm | 48 mm | 44 mm | 57 mm |
| BI4E2N033 | 33 mm | 50 mm | 44 mm | 57 mm |
| BI4E2N034 | 34 mm | 52 mm | 44 mm | 57 mm |
| BI4E2N035 | 35 mm | 52 mm | 44 mm | 57 mm |
| BI4E2N036 | 36 mm | 54 mm | 44 mm | 57 mm |
| BI4E2N038 | 38 mm | 56 mm | 44 mm | 57 mm |
| BI4E2N041 | 41 mm | 60 mm | 44 mm | 58 mm |
| BI4E2N046 | 46 mm | 66 mm | 44 mm | 68 mm |
| BI4E2N050 | 50 mm | 71 mm | 54 mm | 68 mm |
| BI4E2N055 | 55 mm | 77 mm | 54 mm | 73 mm |
| BI4E2N060 | 60 mm | 84 mm | 54 mm | 75 mm |
| BI4E2N065 | 65 mm | 88 mm | 54 mm | 78 mm |

## BI4E2LX

### *DEEP IMPACT SOCKET*

Cr-Mo

Phosphated 3121-3129 3/4"

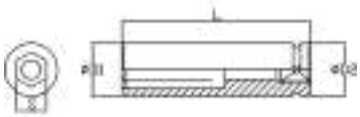


| Art. | Size | D1 | D2 | Length |
|---|---|---|---|---|
| BI4E2L018 | 18 mm | 30 mm | 44 mm | 90 mm |
| BI4E2L019 | 19 mm | 32 mm | 44 mm | 90 mm |
| BI4E2L020 | 20 mm | 33 mm | 44 mm | 90 mm |
| BI4E2L021 | 21 mm | 35 mm | 44 mm | 90 mm |
| BI4E2L022 | 22 mm | 36 mm | 44 mm | 90 mm |
| BI4E2L023 | 23 mm | 38 mm | 44 mm | 90 mm |
| BI4E2L024 | 24 mm | 39 mm | 44 mm | 90 mm |
| BI4E2L025 | 25 mm | 41 mm | 44 mm | 90 mm |
| BI4E2L026 | 26 mm | 41 mm | 44 mm | 90 mm |
| BI4E2L027 | 27 mm | 42 mm | 44 mm | 90 mm |
| BI4E2L028 | 28 mm | 44 mm | 44 mm | 90 mm |
| BI4E2L029 | 29 mm | 46 mm | 44 mm | 90 mm |
| BI4E2L030 | 30 mm | 46 mm | 44 mm | 90 mm |
| BI4E2L032 | 32 mm | 48 mm | 44 mm | 90 mm |
| BI4E2L033 | 33 mm | 50 mm | 44 mm | 90 mm |
| BI4E2L034 | 34 mm | 52 mm | 44 mm | 90 mm |
| BI4E2L035 | 35 mm | 52 mm | 44 mm | 90 mm |
| BI4E2L036 | 36 mm | 54 mm | 44 mm | 90 mm |
| BI4E2L038 | 38 mm | 56 mm | 44 mm | 90 mm |
| BI4E2L041 | 41 mm | 60 mm | 44 mm | 90 mm |
| BI4E2L046 | 46 mm | 66 mm | 44 mm | 90 mm |
| BI4E2L050 | 50 mm | 71 mm | 54 mm | 90 mm |

## PI402X

### *IMPACT EXTENSION BAR*

Cr-Mo

Phosphated

3121-3129 3/4"

| Art. | D | Length |
|---|---|---|
| PI402175 | 44 mm | 175 mm |
| PI402200 | 44 mm | 200 mm |
| PI402300 | 44 mm | 300 mm |
| PI402400 | 44 mm | 400 mm |

## BI4E1NX

### *STANDARD IMPACT SOCKET*

Cr-Mo

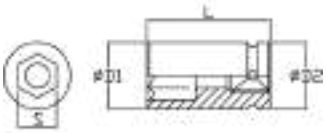


Phosphated 3129 1"

| Art. | Size | D1 | D2 | Length |
|---|---|---|---|---|
| BI4E1N021 | 21 mm | 38 mm | 54 mm | 58 mm |
| BI4E1N022 | 22 mm | 39 mm | 54 mm | 58 mm |
| BI4E1N023 | 23 mm | 41 mm | 54 mm | 58 mm |
| BI4E1N024 | 24 mm | 42 mm | 54 mm | 58 mm |
| BI4E1N025 | 25 mm | 43 mm | 54 mm | 58 mm |
| BI4E1N026 | 26 mm | 44 mm | 54 mm | 58 mm |
| BI4E1N027 | 27 mm | 46 mm | 54 mm | 58 mm |
| BI4E1N028 | 28 mm | 47 mm | 54 mm | 58 mm |
| BI4E1N029 | 29 mm | 48 mm | 54 mm | 58 mm |
| BI4E1N030 | 30 mm | 49 mm | 54 mm | 62 mm |
| BI4E1N031 | 31 mm | 50 mm | 54 mm | 62 mm |
| BI4E1N032 | 32 mm | 52 mm | 54 mm | 62 mm |
| BI4E1N033 | 33 mm | 54 mm | 54 mm | 62 mm |
| BI4E1N034 | 34 mm | 54 mm | 54 mm | 62 mm |
| BI4E1N035 | 35 mm | 54 mm | 54 mm | 62 mm |
| BI4E1N036 | 36 mm | 56 mm | 54 mm | 65 mm |
| BI4E1N037 | 37 mm | 57 mm | 54 mm | 65 mm |
| BI4E1N038 | 38 mm | 58 mm | 54 mm | 65 mm |
| BI4E1N039 | 39 mm | 59 mm | 54 mm | 65 mm |
| BI4E1N040 | 40 mm | 60 mm | 54 mm | 65 mm |
| BI4E1N041 | 41 mm | 61 mm | 54 mm | 68 mm |
| BI4E1N042 | 42 mm | 64 mm | 54 mm | 68 mm |
| BI4E1N043 | 43 mm | 66 mm | 54 mm | 68 mm |
| BI4E1N044 | 44 mm | 66 mm | 54 mm | 68 mm |
| BI4E1N045 | 45 mm | 67 mm | 54 mm | 68 mm |
| BI4E1N046 | 46 mm | 68 mm | 54 mm | 72 mm |
| BI4E1N047 | 47 mm | 69 mm | 54 mm | 72 mm |
| BI4E1N048 | 48 mm | 70 mm | 54 mm | 72 mm |
| BI4E1N050 | 50 mm | 74 mm | 54 mm | 75 mm |
| BI4E1N052 | 52 mm | 75 mm | 54 mm | 75 mm |
| BI4E1N054 | 54 mm | 78 mm | 54 mm | 80 mm |
| BI4E1N055 | 55 mm | 80 mm | 54 mm | 83 mm |
| BI4E1N056 | 56 mm | 81 mm | 54 mm | 83 mm |
| BI4E1N060 | 60 mm | 86 mm | 54 mm | 87 mm |
| BI4E1N065 | 65 mm | 92 mm | 54 mm | 90 mm |
| BI4E1N070 | 70 mm | 97 mm | 54 mm | 93 mm |
| BI4E1N075 | 75 mm | 104 mm | 86 mm | 95 mm |
| BI4E1N080 | 80 mm | 112 mm | 86 mm | 95 mm |
| BI4E1N085 | 85 mm | 115 mm | 86 mm | 100 mm |
| BI4E1N090 | 90 mm | 124 mm | 86 mm | 105 mm |
| BI4E1N095 | 95 mm | 130 mm | 86 mm | 105 mm |
| BI4E1N100 | 100 mm | 135 mm | 86 mm | 105 mm |

## BI4E1LX

### *DEEP IMPACT SOCKET*

Cr-Mo

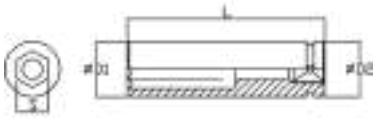


Phosphated 3129 1"

| Art. | Size | D1 | D2 | Length |
|---|---|---|---|---|
| BI4E1L021 | 21 mm | 38 mm | 54 mm | 90 mm |
| BI4E1L022 | 22 mm | 39 mm | 54 mm | 90 mm |
| BI4E1L023 | 23 mm | 41 mm | 54 mm | 90 mm |
| BI4E1L024 | 24 mm | 42 mm | 54 mm | 90 mm |
| BI4E1L027 | 27 mm | 46 mm | 54 mm | 90 mm |
| BI4E1L028 | 28 mm | 47 mm | 54 mm | 90 mm |
| BI4E1L030 | 30 mm | 49 mm | 54 mm | 90 mm |
| BI4E1L032 | 32 mm | 52 mm | 54 mm | 90 mm |
| BI4E1L033 | 33 mm | 54 mm | 54 mm | 90 mm |
| BI4E1L034 | 34 mm | 54 mm | 54 mm | 90 mm |
| BI4E1L035 | 35 mm | 54 mm | 54 mm | 90 mm |
| BI4E1L036 | 36 mm | 56 mm | 54 mm | 90 mm |
| BI4E1L038 | 38 mm | 58 mm | 54 mm | 95 mm |
| BI4E1L039 | 39 mm | 59 mm | 54 mm | 95 mm |
| BI4E1L040 | 40 mm | 60 mm | 54 mm | 95 mm |
| BI4E1L041 | 41 mm | 61 mm | 54 mm | 95 mm |
| BI4E1L042 | 42 mm | 64 mm | 54 mm | 95 mm |
| BI4E1L043 | 43 mm | 66 mm | 54 mm | 95 mm |
| BI4E1L044 | 44 mm | 66 mm | 54 mm | 95 mm |
| BI4E1L045 | 45 mm | 67 mm | 54 mm | 95 mm |
| BI4E1L046 | 46 mm | 68 mm | 54 mm | 95 mm |
| BI4E1L048 | 48 mm | 70 mm | 54 mm | 100 mm |
| BI4E1L049 | 49 mm | 72 mm | 54 mm | 100 mm |
| BI4E1L050 | 50 mm | 74 mm | 54 mm | 100 mm |
| BI4E1L051 | 51 mm | 74 mm | 54 mm | 100 mm |
| BI4E1L052 | 52 mm | 74 mm | 54 mm | 100 mm |
| BI4E1L054 | 54 mm | 78 mm | 54 mm | 100 mm |
| BI4E1L055 | 55 mm | 80 mm | 54 mm | 105 mm |
| BI4E1L057 | 57 mm | 82 mm | 54 mm | 105 mm |
| BI4E1L060 | 60 mm | 86 mm | 54 mm | 110 mm |
| BI4E1L065 | 65 mm | 92 mm | 54 mm | 115 mm |
| BI4E1L070 | 70 mm | 97 mm | 54 mm | 120 mm |
| BI4E1L075 | 75 mm | 104 mm | 86 mm | 135 mm |
| BI4E1L080 | 80 mm | 112 mm | 86 mm | 135 mm |
| BI4E1L085 | 85 mm | 115 mm | 86 mm | 140 mm |
| BI4E1L090 | 90 mm | 124 mm | 86 mm | 140 mm |
| BI4E1L095 | 95 mm | 130 mm | 86 mm | 140 mm |

## I340

### *STANDARD & DEEP IMPACT SOCKET SET*

40 Pcs · Carrying case · Cr-Mo · Phosphated · 1/2"

| | |
|---|---|
| 1/2" Dr. sockets | 9 - 10 - 11 - 12 - 13 - 14 - 15 - 16 - 17 - 18 - 19 - 20 - 21 - 22 - 23 - 24 - 26 - 27 - 30 mm |
| 1/2" Dr. deep sockets | 9 - 10 - 11 - 12 - 13 - 14 - 15 - 16 - 17 - 18 - 19 - 20 - 21 - 22 - 23 - 24 - 26 - 27 - 30 mm |
| Universal joint | 1/2" |
| 1/2" Dr. socket-bars | 125 mm |

## SI4E3N013

### *HEXAGONAL IMPACT SOCKET SET*

Metal box.



13 Pcs · Box · Cr-Mo · Phosphated · 3129 · 1/2"

| | |
|---|---|
| Socket | 10, 11, 12, 13, 14, 16, 17, 19, 21, 22, 24, 27, 30 mm |

## SI413M006

### *IMPACT HEX BIT SOCKET SET*

6 Pcs · Carrying case · Cr-Mo · Phosphated · 3129

| | |
|---|---|
| Socket | 8, 10, 12, 14, 17, 19 mm |
| Length | 60 mm |

## SI423M006

### *IMPACT TORX BIT SOKET SET*

6 Pcs · Carrying case · Cr-Mo · Phosphated · 3129

| | |
|---|---|
| Socket | T40, T45, T50, T55, T60, T70 |
| Length | 60 mm |

## 0341-X

### *IMPACT HEX SOCKET WITH PLASTIC SLEEVE*

Cr-Mo · 1/2"

| Art. | Size | Length |
|---|---|---|
| 0341/17 | 17 mm | 87 mm |
| 0341/19 | 19 mm | 87 mm |
| 0341/21 | 21 mm | 87 mm |
| 0341/22 | 22 mm | 87 mm |
| 0341/24 | 24 mm | 87 mm |

## 0341

### *DEEP IMPACT HEX SOCKET SET WITH PLASTIC SLEEVE*

3 Pcs · Box · Cr-Mo · 1/2"

| | |
|---|---|
| Sizes | 17 - 19 - 21 mm |
| Length | 87 mm |

## 0341/5S

### IMPACT HEX SOCKET SET WITH PLASTIC SLEEVE

5 Pcs | Box | Cr-Mo | 1/2"

| | |
|---|---|
| Sizes | 17 - 19 - 21 - 22 - 24 mm |
| Length | 87 mm |

## 0341-XL

### LONG IMPACT HEX SOCKET WITH PLASTIC SLEEVE

Cr-Mo | 1/2"

| Art. | Size | Length |
|---|---|---|
| 0341/17L | 17 mm | 150 mm |
| 0341/19L | 19 mm | 150 mm |
| 0341/21L | 21 mm | 150 mm |

## 0341/3LS

### IMPACT HEX SOCKET SET WITH PLASTIC SLEEVE

3 Pcs | Box | Cr-Mo | 1/2"

| | |
|---|---|
| Sizes | 17 - 19 - 21 mm |
| Length | 150 mm |

## 0341-SX

### PLASTIC SLEEVE FOR HEX IMPACT SOCKETS

Plastic

| Art. | Size |
|---|---|
| 0341/S19 | 19 mm |
| 0341/S21 | 21 mm |
| 0341/S22 | 22 mm |
| 0341/S24 | 24 mm |

## I306

### LONG IMPACT SOCKET SET

3 Pcs | Box | Cr-Mo | Chromed | 1/2"

| | |
|---|---|
| Sizes | 17 – 19 – 21 mm |
| Length | 150 mm |

## I217

### METRIC STANDARD IMPACT SOCKET SET

17 Pcs | Carrying case | Cr-Mo | Phosphated | 3/4"

| | |
|---|---|
| Sizes | 19 - 21 - 22 - 24 - 27 - 30 - 32 - 33 - 34 - 35 - 36 - 38 - 40 - 41 - 46 - 50 - 55 mm |

## SI4E2N008

### *HEXAGONAL IMPACT SOCKET SET*

8 Pcs · Box · Cr-Mo · Phosphated · 3/4"

| | |
|---|---|
| **Socket** | 26, 27, 29, 30, 32, 35, 36, 38 mm |

## I109

### *IMPACT SOCKET SET*

9 Pcs · Carrying case · Cr-Mo · Phosphated · DIN 3129

| | |
|---|---|
| **1" Dr. sockets** | 21 - 22 - 24 - 26 - 30 - 38 mm |
| **1" Dr. deep sockets** | 27 - 28 - 32 mm |

## SI4E1N008

### *HEXAGONAL IMPACT SOCKET SET*

8 Pcs · Box · Cr-Mo · Phosphated · 1"

| | |
|---|---|
| **Socket** | 24, 27, 30, 32, 33, 36, 38, 41 mm |

## SI40N006

### *IMPACT ADAPTER SET*

6 Pcs · Box · Cr-Mo · Phosphated

| | |
|---|---|
| **Sizes** | 1/4" int. - 3/8" ext.; 3/8" int. - 1/4" ext.; 3/8" int. - 1/2" ext.; 1/2" int. - 3/8" ext.; 1/2" int. - 3/4" |
| **Blow mould case** | 126 x 100 x 52 mm |

## PI401X

### *IMPACT EXTENSION BAR*

Cr-Mo · Phosphated · DIN 3121-3129 · 1"

| Art. | D | Length |
|---|---|---|
| PI401175 | 54 mm | 175 mm |
| PI401200 | 54 mm | 200 mm |
| PI401250 | 54 mm | 250 mm |
| PI401300 | 54 mm | 300 mm |
| PI401400 | 54 mm | 400 mm |

## JI40XL

### *IMPACT UNIVERSAL JOINT*

Heavy duty, 3/4" dr., made of 42CRMO2 alloy steel.

Cr-Mo · Phosphated

| Art. | Dr. | Length | D |
|---|---|---|---|
| JI401L | 1" | 130 mm | 54 mm |
| JI402L | 3/4" | 105 mm | 44 mm |

## JI40XN

### *IMPACT UNIVERSAL JOINT*

1" dr., made of 42CRMO2 alloy steel.

Cr-Mo · Phosphated

| Art. | Dr. | D | Length |
|---|---|---|---|
| JI401N | 1" | 54 mm | 115 mm |
| JI402N | 3/4" | 44 mm | 90 mm |
| JI403N | 1/2" | 30 mm | 63 mm |

## RI40X

### *IMPACT ADAPTER*

Cr-Mo · Phosphated · DIN 3121

| Art. | Female connection | External thread connection | D | Length |
|---|---|---|---|---|
| RI4012N | 1" | 3/4" | 54 mm | 70 mm |
| RI4021N | 3/4" | 1" | 44 mm | 63 mm |
| RI4023N | 3/4" | 1/2" | 44 mm | 58 mm |
| RI4032N | 1/2" | 3/4" | 30 mm | 48 mm |

## 0471

### *O-RING REMOVAL SET*

Suitable for removing motor seals.

4 Pcs | Hangable | Steel | Chromed

| | |
|---|---|
| **Length** | 135 mm |

## 0456

### *O-RING REMOVAL SET*

Equipped of hex handle with magnet.



4 Pcs | Hangable | Steel | Chromed

| | |
|---|---|
| **Handle dimensions** | 8 x 90 mm |

## E003

### *HSS SCREW EXTRACTOR SET*

5 Pcs | Hangable | HSS | 1/4"

| | |
|---|---|
| **num. 0** | 2-3 mm |
| **num. 1** | 4-5 mm |
| **num. 2** | 6-8 mm |
| **num. 3** | 8-10 mm |
| **num. 4** | 10-12 mm |

## E001

### *SCREW EXTRACTOR SET*

5 Pcs | Box | Steel

| | |
|---|---|
| **num. 1** | M3 - M6 |
| **num. 2** | M6 - M8 |
| **num. 3** | M8 - M11 |
| **num. 4** | M11 - M14 |
| **num. 5** | M14 - M18 |

## E005

### *BOLT REMOVER SET*

External hex.

11 Pcs | Box | Cr-Mo | 3/8"

| | |
|---|---|
| **Sizes** | 9 - 10 - 11 - 12 - 13 - 14 - 15 - 16 - 17 - 19 mm |
| **Height** | 27 mm |

## E191-

### *3 JAW GEAR PULLER*

Box | C45 Steel | Satin

| Art. | Dimensions |
|---|---|
| E191/120 | Max Ø 120 mm - h 101 mm |
| E191/200 | Max Ø 200 mm - h 150 mm |

## E190-

### *2 JAW GEAR PULLER*

Box | C45 Steel | Satin

| Art. | Dimensions |
|---|---|
| E190/080 | Max Ø 80 mm - h 100 mm |
| E190/130 | Max Ø 130 mm - h 100 mm |
| E190/160 | Max Ø 160 mm - h 150 mm |
| E190/200 | Max Ø 200 mm - h 150 mm |

## E190-BX

### *EXTENDED JAWS*

Box | C45 Steel | Satin

| Art. | Length |
|---|---|
| E190/B2 | 300 mm |

## CB01-

### *NUT DRIVER WITH PLASTIC HANDLE*

Ansi.

Hangable

Cr-V

Chromed

| Art. | Size | L | L1 | L2 | L3 | L4 | A | B | C |
|---|---|---|---|---|---|---|---|---|---|
| CB01/04 | 4 mm | 185 mm | 75 mm | 4 ~ 5 mm | 20,5 mm | 110 mm | Ø 5,9 mm | Ø 7 mm | Ø 3,3 mm |
| CB01/05 | 5 mm | 185 mm | 75 mm | 4,5 ~ 5,5 mm | 20 mm | 110 mm | Ø 5,9 mm | Ø 8,3 mm | Ø 3,7 mm |
| CB01/055 | 5,5 mm | 185 mm | 75 mm | 5,5 ~ 6,5 mm | 19 mm | 110 mm | Ø 5,9 mm | Ø 9 mm | Ø 3,7 mm |
| CB01/06 | 6 mm | 185 mm | 75 mm | 6,5 ~ 7,5 mm | 18 mm | 110 mm | Ø 5,9 mm | Ø 9,5 mm | Ø 3,7 mm |
| CB01/07 | 7 mm | 185 mm | 75 mm | 7,5 ~ 8,5 mm | 17 mm | 110 mm | Ø 5,9 mm | Ø 10,5 mm | Ø 3,7 mm |
| CB01/08 | 8 mm | 185 mm | 75 mm | 8,5 ~ 9,5 mm | 16 mm | 110 mm | Ø 7,2 mm | Ø 11,9 mm | Ø 5 mm |
| CB01/09 | 9 mm | 185 mm | 75 mm | 8,5 ~ 9,5 mm | 16 mm | 110 mm | Ø 7,2 mm | Ø 12,8 mm | Ø 5 mm |
| CB01/10 | 10 mm | 185 mm | 75 mm | 10,5 ~ 11,5 mm | 14 mm | 110 mm | Ø 9,3 mm | Ø 14,1 mm | Ø 7 mm |
| CB01/11 | 11 mm | 185 mm | 75 mm | 10,5 ~ 11,5 mm | 14 mm | 110 mm | Ø 9,3 mm | Ø 15 mm | Ø 7 mm |
| CB01/12 | 12 mm | 185 mm | 75 mm | 10,5 ~ 11,5 mm | 14 mm | 110 mm | Ø 9,3 mm | Ø 16 mm | Ø 7 mm |
| CB01/13 | 13 mm | 185 mm | 75 mm | 11,5 ~ 12,5 mm | 14 mm | 110 mm | Ø 11 mm | Ø 17 mm | Ø 8,5 mm |

## CB02-

### *HOLLOW NUT DRIVER WITH PLASTIC HANDLE*

Ansi.

Hangable

Cr-V

Chromed

| Art. | Size | L | L1 | L2 | L3 | L4 | A | B | C |
|---|---|---|---|---|---|---|---|---|---|
| CB02/04 | 4 mm | 185 mm | 75 mm | 4 ~ 5 mm | 75 mm | 110 mm | Ø 7,2 mm | Ø 7 mm | Ø 3,3 mm |
| CB02/05 | 5 mm | 185 mm | 75 mm | 4,5~ 5,5 mm | 13,3 mm | 110 mm | Ø 7,2 mm | Ø 8,3 mm | Ø 3,7 mm |
| CB02/055 | 5,5 mm | 185 mm | 75 mm | 5,5 ~ 6,5 mm | 74,5 mm | 110 mm | Ø 7,2 mm | Ø 9 mm | Ø 3,7 mm |
| CB02/06 | 6 mm | 185 mm | 75 mm | 6,5 ~ 7,5 mm | 65 mm | 110 mm | Ø 7,2 mm | Ø 9,5 mm | Ø 3,7 mm |
| CB02/07 | 7 mm | 185 mm | 75 mm | 7,5 ~ 8,5 mm | 64,5 mm | 110 mm | Ø 7,2 mm | Ø 10,5 mm | Ø 3,7 mm |
| CB02/08 | 8 mm | 185 mm | 75 mm | 8,5 ~ 9,5 mm | 101 mm | 110 mm | Ø 9,3 mm | Ø 11,9 mm | Ø 5 mm |
| CB02/09 | 9 mm | 185 mm | 75 mm | 8,5 ~ 9,5 mm | 101 mm | 110 mm | Ø 9,3 mm | Ø 12,8 mm | Ø 5 mm |
| CB02/10 | 10 mm | 185 mm | 75 mm | 10,5 ~ 11,5 mm | 94,5 mm | 110 mm | Ø 9,3 mm | Ø 14,1 mm | Ø 7 mm |
| CB02/11 | 11 mm | 185 mm | 75 mm | 10,5 ~ 11,5 mm | 64 mm | 110 mm | Ø 11 mm | Ø 15 mm | Ø 7 mm |
| CB02/12 | 12 mm | 185 mm | 75 mm | 10,5 ~ 11,5 mm | 130 mm | 110 mm | Ø 11 mm | Ø 16 mm | Ø 7 mm |
| CB02/13 | 13 mm | 185 mm | 75 mm | 11,5 ~ 12,5 mm | 70 mm | 110 mm | Ø 11 mm | Ø 17 mm | Ø 8,5 mm |

## CBF1-

### *FLEXIBLE NUT DRIVER WITH PLASTIC HANDLE*

Ansi.

Hangable

Cr-V

| Art. | Size | L | L1 | L2 | L3 | A | B |
|---|---|---|---|---|---|---|---|
| CBF1/05 | 5 mm | 265 mm | 150 mm | 9,5 mm | 115 mm | Ø 11 mm | Ø 11,8 mm |
| CBF1/055 | 5,5 mm | 265 mm | 150 mm | 9,5 mm | 115 mm | Ø 11 mm | Ø 11,8 mm |
| CBF1/06 | 6 mm | 265 mm | 150 mm | 9,5 mm | 115 mm | Ø 11 mm | Ø 11,8 mm |
| CBF1/07 | 7 mm | 265 mm | 150 mm | 9,5 mm | 115 mm | Ø 11 mm | Ø 11,8 mm |
| CBF1/08 | 8 mm | 265 mm | 150 mm | 9,5 mm | 115 mm | Ø 11 mm | Ø 11,8 mm |
| CBF1/09 | 9 mm | 265 mm | 150 mm | 9,5 mm | 115 mm | Ø 11 mm | Ø 13 mm |
| CBF1/10 | 10 mm | 265 mm | 150 mm | 10 mm | 115 mm | Ø 11 mm | Ø 14,5 mm |
| CBF1/11 | 11 mm | 265 mm | 150 mm | 9 mm | 115 mm | Ø 11 mm | Ø 15,9 mm |
| CBF1/12 | 12 mm | 265 mm | 150 mm | 9 mm | 115 mm | Ø 11 mm | Ø 17 mm |
| CBF1/13 | 13 mm | 265 mm | 150 mm | 8,5 mm | 115 mm | Ø 11 mm | Ø 17,8 mm |

## CBF1/10P

### *FLEXIBLE NUT DRIVER SET WITH PLASTIC HANDLE*

Ansi, bicomponent.

10 Pcs | Box | Cr-V

| | |
|---|---|
| **Sizes** | 5 - 5,5 - 6 - 7 - 8 - 9 - 10 - 11 - 12 - 13 mm |

## CB01/04P

### *NUT DRIVER SET WITH PLASTIC HANDLE*

Ansi, bicomponent.

4 Pcs | Box | Cr-V | Chromed

| | |
|---|---|
| **Sizes** | 10 - 11 - 12 - 13 mm |

## CB01/07P

### *NUT DRIVER SET WITH PLASTIC HANDLE*

Ansi, bicomponent.

7 Pcs | Box | Cr-V | Chromed

| | |
|---|---|
| **Sizes** | 4 - 5 - 5,5 - 6 - 7 - 8 - 9 mm |

## CB01/11P

### *NUT DRIVER SET WITH PLASTIC HANDLE*

Ansi, bicomponent.

11 Pcs | Box | Cr-V | Chromed

| | |
|---|---|
| **Sizes** | 4 - 5 - 5,5 - 6 - 7 - 8 - 9 - 10 - 11 - 12 - 13 mm |

## CB02/04P

### *HOLLOW NUT DRIVER SET WITH PLASTIC HANDLE*

Ansi, bicomponent with deep hole.

4 Pcs | Box | Cr-V | Chromed

| | |
|---|---|
| **Sizes** | 10 - 11 - 12 - 13 mm |

## CB02/07P

### *HOLLOW NUT DRIVER SET WITH PLASTIC HANDLE*

Ansi, bicomponent with deep hole.

7 Pcs | Box | Cr-V | Chromed

| | |
|---|---|
| **Sizes** | 4 - 5 - 5,5 - 6 - 7 - 8 - 9 mm |

## CB02/11P

### *HOLLOW NUT DRIVER SET WITH PLASTIC HANDLE*

Ansi, bicomponent with deep hole.

11 Pcs | Box | Cr-V | Chromed

| | |
|---|---|
| **Sizes** | 4 - 5 - 5,5 - 6 - 7 - 8 - 9 - 10 - 11 - 12 - 13 mm |



**DIN 2380-1**
Featuring a black blade and a three-component handle made of highly elastic TPR resin and oil-resistant polypropylene.
The diamond-tipped tip ensures a flawless grip, preventing damage to the screw head. This type of tip is also very effective on already damaged screws.

## D884-
### *FLAT SCREWDRIVER WITH DIAMOND TIP*

Hangable · Mo-V · Diamond coated

| Art. | Size | Pole length | Total length |
|---|---|---|---|
| D884/3075 | 3 mm | 75 mm | 115 mm |
| D884/4100 | 4 mm | 100 mm | 180 mm |
| D884/5125 | 5 mm | 125 mm | 230 mm |
| D884/6150 | 6 mm | 150 mm | 260 mm |
| D884/8150 | 8 mm | 150 mm | 210 mm |

## D883-
### *ELECTRICIAN FLAT SCREWDRIVER WITH DIAMOND TIP*

Hangable · Mo-V · Diamond coated

| Art. | Size | Pole length | Total length |
|---|---|---|---|
| D883/3075 | 3 mm | 75 mm | 115 mm |
| D883/4100 | 4 mm | 100 mm | 145 mm |

## D882-
### *CROSS SCREWDRIVER PH WITH DIAMOND TIP*

Hangable · Mo-V · Diamond coated

| Art. | Size | Pole length | Total length |
|---|---|---|---|
| D882/1075 | PH 1 | 75 mm | 180 mm |
| D882/2100 | PH 2 | 100 mm | 210 mm |
| D882/3150 | PH 3 | 150 mm | 270 mm |

## D884/6038
### *FLAT SCREWDRIVER WITH DIAMOND TIP*

Hangable · Mo-V · Diamond coated

| | |
|---|---|
| Size | 6 mm |
| Pole length | 38 mm |
| Total length | 70 mm |

## D885-
### *CROSS SCREWDRIVER PZ WITH DIAMOND TIP*

Hangable · Mo-V · Diamond coated

| Art. | Size | Pole length | Total length |
|---|---|---|---|
| D885/1075 | PZ 1 | 75 mm | 120 mm |
| D885/2100 | PZ 2 | 100 mm | 150 mm |
| D885/3150 | PZ 3 | 150 mm | 210 mm |

## D882/2038
### *CROSS SCREWDRIVER PH WITH DIAMOND TIP*

Hangable · Mo-V · Diamond coated

| | |
|---|---|
| Size | PH 2 |
| Pole length | 38 mm |
| Total length | 70 mm |

## D885/2038
### *CROSS SCREWDRIVER PZ WITH DIAMOND TIP*

Hangable · Mo-V · Diamond coated

| | |
|---|---|
| Size | PZ 2 |
| Pole length | 38 mm |
| Total length | 70 mm |

## D880/006
### *DIAMOND TIP SCREWDRIVER SET*

6 Pcs · Hangable

| | |
|---|---|
| Sizes Slot | (-) 4 x 100 mm, (-) 5 x 125 mm, (-) 6 x 150 mm |
| Cross | (+) PH 1 x 75 mm, (+) PH 2 x 100 mm, (+) PH 3 x 150 mm |

## C884-

### *SLOTTED SCREWDRIVER.*

With black phosphatized magnetic tip, handle made of high elastic resin TPR and polypropylene material oil resistant.

Cr-V

Hangable Chromed

| Art. | Size | Pole length | Total length |
|---|---|---|---|
| C884/3075 | 3 mm | 75 mm | 155 mm |
| C884/4100 | 4 mm | 100 mm | 200 mm |
| C884/5125 | 5 mm | 125 mm | 225 mm |
| C884/6150 | 6 mm | 150 mm | 260 mm |
| C884/8150 | 8 mm | 150 mm | 260 mm |

## C884/6038

### *SLOTTED SCREWDRIVER.*

With black phosphatized magnetic tip, handle made of high elastic resin TPR and polypropylene material oil resistant.

Cr-V

Hangable Chromed

| | |
|---|---|
| Size | 6 mm |
| Pole length | 38 mm |
| Total length | 100 mm |

## C882-

### *CROSS SCREWDRIVER PH.*

With black phosphatized magnetic tip, handle made of high elastic resin TPR and polypropylene material oil resistant.

Cr-V

Hangable Chromed

| Art. | Size | Pole length | Total length |
|---|---|---|---|
| C882/1075 | PH 1 | 75 mm | 180 mm |
| C882/2100 | PH 2 | 100 mm | 210 mm |
| C882/3150 | PH 3 | 150 mm | 260 mm |

## C882/2038

### *CROSS SCREWDRIVER PH.*

With black phosphatized magnetic tip, handle made of high elastic resin TPR and polypropylene material oil resistant.

Cr-V

Hangable Chromed

| | |
|---|---|
| Size | PH 2 |
| Pole length | 38 mm |
| Total length | 100 mm |

## C885-

### *CROSS SCREWDRIVER PZ.*

With black phosphatized magnetic tip, handle made of high elastic resin TPR and polypropylene material oil resistant.

Cr-V

Hangable Chromed

| Art. | Size | Pole length | Total length |
|---|---|---|---|
| C885/1075 | PZ 1 | 75 mm | 170 mm |
| C885/2100 | PZ 2 | 100 mm | 210 mm |
| C885/3150 | PZ 3 | 150 mm | 260 mm |

## C885/2038

### *CROSS SCREWDRIVER PZ.*

With black phosphatized magnetic tip, handle made of high elastic resin TPR and polypropylene material oil resistant.

Cr-V

Hangable Chromed

| | |
|---|---|
| Size | PZ 2 |
| Pole length | 38 mm |
| Total length | 100 mm |

## C883-

### *ELECTRICIAN SCREWDRIVER.*

Slotted, with black phosphatized magnetic tip, handle made of high elastic resin TPR and polypropylene material oil resistant.



Hangable · Cr-V · Chromed

| Art. | Size | Pole length | Total length |
|---|---|---|---|
| C883/3075 | 3 mm | 75 mm | 160 mm |
| C883/4100 | 4 mm | 100 mm | 200 mm |

## C881-

### *TORX SCREWDRIVER*

With black phosphatized magnetic tip, handle made of high elastic resin TPR and polypropylene material oil resistant.

Hangable · Cr-V · Chromed

| Art. | Sizes | Pole length | Total length |
|---|---|---|---|
| C881/07075 | T7 | 75 mm | 160 mm |
| C881/08075 | T8 | 75 mm | 160 mm |
| C881/10075 | T10 | 75 mm | 160 mm |
| C881/15100 | T15 | 100 mm | 200 mm |
| C881/20100 | T20 | 100 mm | 200 mm |
| C881/25125 | T25 | 125 mm | 225 mm |
| C881/27125 | T27 | 125 mm | 225 mm |
| C881/30150 | T30 | 150 mm | 260 mm |
| C881/35150 | T35 | 150 mm | 260 mm |
| C881/40150 | T40 | 150 mm | 260 mm |

## C880/006

### *SCREWDRIVER SET*

With black phosphatized magnetic tip, handle made of high elastic resin TPR and polypropylene material oil resistant.

6 Pcs · Hangable · Cr-V · Chromed

| | |
|---|---|
| Slotted | (-) 4 x 100 mm, (-) 5 x 125 mm, (-) 6 x 150 mm |
| Cross | (+) PH 1 x 75 mm, (+) PH 2 x 100 mm, (+) PH 3 x 150 mm |

## C881/006

### *TORX SCREWDRIVER SET*

With black phosphatized magnetic tip, handle made of high elastic resin TPR and polypropylene material oil resistant.

6 Pcs · Hangable · Cr-V · Chromed

| | |
|---|---|
| Torx | T10x75mm, T15x100mm, T20x100mm, T25x125mm, T27x125mm, T30x150mm |

## 0633

### *SCREWDRIVER SET WITH STEEL HEAD*

6 Pcs · Box · Cr-V · Chromed

| | |
|---|---|
| Slotted | (-) 5,0x1,0x75 mm, (-) 6,0x1,2x100 mm, (-) 6,0x1,2x125 mm, (-) 8,0x1,2x150 mm |
| Cross | (+) PH 1x5x75 mm, (+) PH 2x6x100 mm |

## 0634

### *SCREWDRIVER SET*

6 Pcs · Box · Cr-V · Chromed

| | |
|---|---|
| Slotted | (-) 4x0,8x75 mm, (-) 5,5x1,0x100 mm, (-) 6,5x1,2x150 mm |
| Cross | (+) PH 0x3x75 mm, (+) PH 1x5x100 mm, (+) PH 2x6x125 mm |

## CI82-

### *INSULATED CROSS SCREWDRIVER*

1000V IEC 60900, with black phosphatized magnetic tip and polypropylene material oil resistant bi-color handle.

Hangable

Mo-V

| Art. | Size | Pole length | Total length |
|---|---|---|---|
| CI82/0060 | PH0 x 3 mm | 60 mm | 160 mm |
| CI82/1080 | PH1 x 4,5 mm | 80 mm | 185 mm |
| CI82/2100 | PH2 x 6 mm | 100 mm | 210 mm |
| CI82/3150 | PH3 x 8 mm | 150 mm | 265 mm |

## CI83-

### *INSULATED SLOT SCREWDRIVER*

1000V IEC 60900, with black phosphatized magnetic tip and polypropylene material oil resistant bi-color handle.

Hangable

Mo-V

| Art. | Size | Pole length | Total length |
|---|---|---|---|
| CI83/25075 | 0,4 x 2,5 mm | 75 mm | 175 mm |
| CI83/30100 | 0,6 x 3 mm | 100 mm | 200 mm |
| CI83/40100 | 0,8 x 4 mm | 100 mm | 200 mm |
| CI83/55125 | 1 x 5,5 mm | 125 mm | 230 mm |
| CI83/65150 | 1,2 x 6,5 mm | 150 mm | 260 mm |
| CI83/80175 | 1,6 x 8 mm | 175 mm | 290 mm |

## CI80/006

### *INSULATED SCREWDRIVER SET*

1000V IEC 60900, with black phosphatized magnetic tip and polypropylene material oil resistant bi-color handle.

6 Pcs

Hangable

Mo-V

| | |
|---|---|
| Slotted | (-) 0,6 x 3 x 100 mm, (-) 0,8 x 4 x 100 mm, (-) 1 x 5,5 x 125 mm |
| Cross | (+) PH 0 x 3 x 60 mm, (+) PH 1 x 4,5 x 80 mm, (+) PH 2 x 6 x 100 mm |

## 0083

### *IMPACT DRIVER*

Supplied in plastic box.

7 Pcs

Box

Steel

Satin

| | |
|---|---|
| Dimensions | 165 x 42 mm |
| Bits | 6 |
| Shank | 5/16" |

## 0207

### *DOUBLE HEAD SCREWDRIVER BIT SET*

9 Pcs

Box

Cr-V

Chromed

| | |
|---|---|
| Blade length | 110 mm |
| Handle length | 170 mm |

## P883-

### *SLOT PRECISION SCREWDRIVER*

With burnished magnetic tip, handle in two-component material with free end part to rotate for a perfect grip.

Cr-V | Phosphated | DIN 2380-1

| Art. | Size | Pole length | Total length |
|---|---|---|---|
| P883/1250 | 1,2 mm | 50 mm | 140 mm |
| P883/1650 | 1,6 mm | 50 mm | 140 mm |
| P883/1850 | 1,8 mm | 50 mm | 140 mm |
| P883/2050 | 2,0 mm | 50 mm | 140 mm |
| P883/2450 | 2,4 mm | 50 mm | 140 mm |
| P883/3050 | 3,0 mm | 50 mm | 140 mm |
| P883/3550 | 3,5 mm | 50 mm | 140 mm |
| P883/4050 | 4,0 mm | 50 mm | 140 mm |

## P882-

### *PH PRECISION SCREWDRIVER*

With burnished magnetic tip, handle in two-component material with free end part to rotate for a perfect grip.

Cr-V | Phosphated | DIN 8764

| Art. | Size | Pole length | Total length |
|---|---|---|---|
| P882/0150 | PH 1 | 50 mm | 140 mm |
| P882/1050 | PH 0 | 50 mm | 140 mm |
| P882/2050 | PH 00 | 50 mm | 140 mm |

## P881-

### *TORX PRECISION SCREWDRIVER*

With burnished magnetic tip, handle in two-component material with free end part to rotate for a perfect grip.

Cr-V | Phosphated

| Art. | Size | Pole length | Total length |
|---|---|---|---|
| P881/0550 | T5 | 50 mm | 140 mm |
| P881/0650 | T6 | 50 mm | 140 mm |
| P881/0750 | T7 | 50 mm | 140 mm |
| P881/0850 | T8 | 50 mm | 140 mm |
| P881/0950 | T9 | 50 mm | 140 mm |
| P881/1050 | T10 | 50 mm | 140 mm |
| P881/1550 | T15 | 50 mm | 140 mm |

## P886-

### *HEXAGONAL PRECISION SCREWDRIVER*

With burnished magnetic tip, handle in two-component material with free end part to rotate for a perfect grip.

Cr-V | Phosphated | DIN 2936

| Art. | Size | Pole length | Total length |
|---|---|---|---|
| P886/1350 | 1,3 mm | 50 mm | 140 mm |
| P886/1550 | 1,5 mm | 50 mm | 140 mm |
| P886/2050 | 2,0 mm | 50 mm | 140 mm |
| P886/2550 | 2,5 mm | 50 mm | 140 mm |
| P886/3050 | 3,0 mm | 50 mm | 140 mm |

## P880/06S

### *PRECISION SCREWDRIVER SERIES*

With burnished magnetic tip, handle in two-component material with free end part to rotate for a perfect grip.

6 Pcs | Hangable | Cr-V | Phosphated

| | |
|---|---|
| Slotted | 1,2 x 50 mm, 2 x 50 mm, 3 x 50 mm |
| Cross | PH 00 x 50 mm, PH 0 x 50 mm, PH 1 x 50 mm |

## P881/06S

### *TORX PRECISION SCREWDRIVER SERIES*

With burnished magnetic tip, handle in two-component material with free end part to rotate for a perfect grip.

6 Pcs | Hangable | Cr-V | Phosphated

| | |
|---|---|
| Tee star | T5 x 50 mm, T6 x 50 mm, T7 x 50 mm, T8 x 50 mm, T9 x 50 mm, T10 |

## 0466/DM

### *SCREWDRIVERS MAGNETIZER/DEMAGNETIZER*

Blister | ABS

| | |
|---|---|
| Dimensions | 52 x 50 x 28,5 mm |

## 0888

### *L-SHAPED DRIVER*

Bits inside the handle.

5 Pcs | Hangable | Alu (Aluminum) | Satin | 1/4"

## PIF1

### *FLEXIBLE NUT DRIVER*

Hangable | Cr-V | 1/4"

| | | | |
|---|---|---|---|
| L | 265 mm | L3 | 115 mm |
| L1 | 150 mm | A | 10 mm |
| L2 | 9,5 mm | B | 11,8 mm |

## 0304

### *1/4 SHANK MAGNETIC HANDLE*

Hangable | Chromed | 1/4"

## 0562N

### *SHANK MAGNETIC HANDLE*

Tricomponent handle made of highly elastic TPR resin and oil-resistant polypropylene material.

Hangable | Cr-V | Chromed | 1/4"

| | |
|---|---|
| Length | 110 mm |

## 0562

### *SHANK MAGNETIC HANDLE*

Tricomponent handle made of highly elastic TPR resin and oil-resistant polypropylene material.

Hangable | Cr-V | Chromed | 1/4"

| | |
|---|---|
| Length | 200 mm |

## 0406

### *QUICK CHANGE 6 POINT BIT HOLDER*

Expositor | Cr-V | Chromed | 1/4"

| | |
|---|---|
| Length | 60 mm |

## 0407

### *BIT HOLDER*

Straight and 90° , easy to use in small spaces.



8 Pcs | Hangable

| | | | |
|---|---|---|---|
| Length | 105 mm | Pozi-driv | 1 - 2 |
| Phillips | 1 - 2 | Slotted | 2 - 3 - 4 mm |

## 0732

### *HEX BIT SET*

Composed of 30 bit, 1 bit adapter and 1 bit holder.

33 Pcs | Blister | Cr-V

| | |
|---|---|
| Magnetic bit holder | 1 x 25 mm |
| Slotted | 3 - 4 - 5,5 - 7 mm |
| Spanner | 3 - 4 - 5 - 6 |
| Phillips | PH1 - PH2 - PH3 - PH4 |
| Pozi-driv | PZ1 - PZ2 - PZ3 - PZ4 |
| Tee star | T10 - T15 - T20 - T25 - T30 - T35 - T40 |
| Tamper proof tee star | T10 - T15 - T20 - T25 - T30 - T35 - T40 |

## 0403

### *HEX BIT AND SOCKET SET*

Composed of , 6 sockets, 1 socket adapter and 1 ratchet screwdriver bit holder.

26 Pcs | Blister | Cr-V | Mo-V | Nickel plated | 1/4" | 1/4"

| | |
|---|---|
| Ratchet bit handle | 1 |
| Magnetic bit holder | 1 |
| Socket | 25 mm |
| Socket | 5 - 6 - 7 - 8 - 9 -10 mm |
| Slotted | 3 - 4 - 5 - 6 - 7 mm |
| Phillips | 0 - 1 - 2 - 3 |
| Pozi-driv | 0 - 1 - 2 - 3 |
| Square bits | S0 - S1 - S2 - S3 |

## 0404

### *HEX BIT AND SOCKET SET*

With nichel coated bits made of S2 steel, sockets made of CR-V steel and quick change bit holder.

35 Pcs | Blister | Cr-V | Mo-V | Nickel plated | 1/4" | 1/4"

| | |
|---|---|
| Socket | 1 x 25 mm |
| Magnetic bit holder | 1 |
| Socket holder extension | 1 |
| Socket | 5 - 6 - 7 - 8 - 9 - 10 - 11 - 12 mm |
| Slotted | 3 - 4 - 5 - 5,5 - 6 - 7 mm |
| Phillips | 0 - 1 - 2 - 3 |
| Pozi-driv | 0 - 1 - 2 - 3 |
| Square bits | S0 - S1 - S2 - S3 |
| Tee star | T10 - T15 - T20 - T25 -T30 -T40 |

## 0402

### *HEX BIT SET*

Made of s2 steel and nichel coated, composed of 40 bits and 1 72t ratchet handle.

41 Pcs | Blister | Cr-V | Mo-V | Nickel plated | 1/4" | 1/4"

| | |
|---|---|
| Shank | 1/4" |
| Slotted | 3 - 4 - 5 - 5,5 - 6 - 7 mm |
| Phillips | 2 x 0 - 2 x 1 - 2 x 2 - 2 x 3 |
| Pozi-driv | 2 x 0 - 2 x 1 - 2 x 2 - 2 x 3 |
| Square bits | S0 - S1 - S2 - S3 |
| Tee star | T10 - T15 - T20 - T25 - T27 - T30 - T40 |
| Hexagonal | 2 - 2,5 - 3 - 4 - 5 - 5,5 - 6mm |

## PI063

### *MULTIFUNCTION REPAIR TOOL KIT*

62 pieces kit with magnetic revolving handle for precision repair of your tools, including smartphones, watches and appliances. The magnetic tray and the click-clack function allow to keep the bits organized without losing them.

63 Pcs | Box | Cr-V

| | |
|---|---|
| Magnetic bit holder | 1 |
| Phillips | PH00000-PH0000-PH000-PH00-PH0-PH1-PH2 |
| Slotted | 1 - 1,3 - 1,5 - 2 - 2,5 - 3 - 4 |
| Hexagonal | 0,7 - 0,9 - 1,3 - 1,5 - 2 - 2,5 - 3 - 3,5 - 4 |
| Pozi-driv | PZ000 - PZ00 - PZ0 - PZ1 |
| Square | 0 - 1 - 2 |
| "Y" adapter | Y0.6 - Y1.5 - Y2.3 - Y3.0 |
| Pentagram | 0,8 - 1,2 - 1,5 - 2 |
| Triangle | 2 - 2,3 - 3 |
| U Type | U2.3 - U2.6 |
| G | G3.8 - G4.5 |
| M | M2,5 - M3- M4 |
| MID | |
| ICS | |

## 0358

### *SCREWDRIVER BIT AND SOCKET SET*

122 Pcs | Box | Cr-V | Satin | 1/4"

| | |
|---|---|
| Bits | |
| Phillips | 0 - 1 - 2 (x5 Pcs/Pcs ) - 3 |
| Pozi-driv | 0 - 1 – 2 (x5 Pcs/Pcs ) - 3 |
| Slotted | 3 - 4 - 4,5 - 5 – 5,5 - 6 - 6,5 - 7 - 8 mm |
| Spanner | 4 - 6 - 8 - 10 |
| Tee star | 8 - 10 - 15 - 20 - 25 - 27 - 30 – 40 - 45 |
| Tripley | 1 - 2 - 3 - 4 |
| Tamper proof tee star | 8 - 10 - 15 - 20 - 25 - 27 - 30 - 35 - 40 |
| Tee cross | 6 - 8 - 10 |
| Metric hex | 1,5 - 2 - 2,5 - 3 - 4 - 5 - 5,5 - 6 - 8 mm |
| Square | 0 - 1 - 2 - 3 |
| Inch hex | 1/16 - 5/64 - 3/32 - 7/64 - 1/8 – 9/64<br>5/32 - 3/16 - 7/32 - |
| Spline | M5 - M6 - M8 |
| Hex tamper proof | 2 - 2,5 - 3 - 4 - 5 - 6 - 5/64 - 3/32 - 7/64<br>1/8 - 9/64 - 5/32 |
| Clutch | 1 - 2 - 3 |
| Male adapter 1/4" Dr. and 1/4" hex | 25 mm |
| Male adapter 1/4" Dr. and 1/4" hex | 50 mm |
| "Y" adapter | 1 Pcs |
| Bit holder | 1 Pcs |
| Magnetic bit holder | 60 mm |
| Bit Holder | 1 Pcs |
| Nut bit driver | 4 - 5 - 6 - 7 - 8 - 9 - 10 - 11 - 12 - 13<br>5/32 - 3/13 - 7/32 - |

## 0104

### *BITS SET*

3/8" hexagonal connection

40 Pcs | Carrying case | Cr-V | Satin | 1/2" - 3/8"

| | |
|---|---|
| 1 Socket bit 1/2" | 10 mm |
| 1 Socket bit 3/8" | 10 mm |
| 7 Hex bits 4-5-6-7-8-10-12 mm | 30 mm |
| 7 Hex bits 4-5-6-7-8-10-12 mm | 75 mm |
| 5 Bits "XZN" 5-6-8-10-12 mm | 30 mm |
| 5 Bits "XZN" 5-6-8-10-12 mm | 75 mm |
| Bits TORX T20-T25-T30-T40-T45-T50-T55 | 30 mm |
| Bits TORX T20-T25-T30-T40-T45-T50-T55 | 75 mm |

## 0640

### *BIT SET*

1/4" hexagonal connection

100 Pcs

Box

Mo-V

Satin

1/4"

| | |
|---|---|
| Phillips | 0 - 1 - 2 (x5 Pcs/Pcs ) - 3 |
| Pozi-driv | 0 - 1 – 2 (x5 Pcs/Pcs ) - 3 |
| Slotted | 3 - 4 - 4,5 - 5 – 5,5 - 6 - 6,5 - 7 - 8 mm |
| Spanner | 4 - 6 - 8 - 10 |
| Tee star | 8 - 10 - 15 - 20 - 25 - 27 - 30 – 40 - 45 |
| Tripley | 1 - 2 - 3 - 4 |
| Tamper proof tee star | 8 - 10 - 15 - 20 - 25 - 27 - 30 - 35 - 40 |
| Tee cross | 6 - 8 - 10 |
| Metric hex | 1,5 - 2 - 2,5 - 3 - 4 - 5 - 5,5 - 6 - 8 mm |
| Square | 0 - 1 - 2 - 3 |
| Inch hex | 1/16 - 5/64 - 3/32 - 7/64 - 1/8 – 9/64 - 5/32 - 3/16 - 7/32 - 1/4 |
| Spline | M5 - M6 - M8 |
| Hex tamper proof | 2 - 2,5 - 3 - 4 - 5 - 6 - 5/64 - 3/32 - 7/64 - 1/8 - 9/64 - 5/32 |
| Clutch | 1 - 2 - 3 |

## 0277

### *HEX BIT AND SOCKET SET*

With bit holder and ratchet handle.

58 Pcs

Box

Cr-V

1/4"

1/4"

| | |
|---|---|
| Bits | 25 mm |
| Phillips (25 mm) | 1 - 2 - 3 |
| Pozi-driv | 1 - 2 - 3 |
| Slotted | 3,5 - 4,5 - 5,5 - 6,5 mm |
| Spanner | 4 - 6 - 8 |
| Tee star | 10 - 15 - 20 - 25 - 27 - 30 - 40 |
| Tri-wing | 1 - 2 - 3 - 4 |
| Tee cross | 6 - 8 - 10 |
| Hexagonal | 2 - 3 - 4 - 5 - 6 - 8 mm |
| Square | 1 - 2 - 3 |
| Spline | 5 - 6 - 8 |
| Clutch | 1 - 2 - 3 |
| Hex. sockets | 5 - 6 - 7 - 8 - 10 mm |
| Hex. sockets | 3/16 - 1/4 - 9/32 - 5/16 - 3/8 |
| Socket | 1/4" |
| "Y" adapter | 1 |
| Socket | 1 |
| Magnetic bit holder | 1 |
| Bit Holder | 1 |
| Ratchet handle | 1/4" |

## IS25-ESX

### *HEXAGONAL BITS*

Mo-V

Phosphated

3126

1/4"

| Art. | Size | Length | Pack |
|---|---|---|---|
| IS25/ES2 | 2 mm | 25 mm | 10 |
| IS25/ES25 | 2.5 mm | 25 mm | 10 |
| IS25/ES3 | 3 mm | 25 mm | 10 |
| IS25/ES4 | 4 mm | 25 mm | 10 |
| IS25/ES5 | 5 mm | 25 mm | 10 |
| IS25/ES6 | 6 mm | 25 mm | 10 |
| IS25/ES8 | 8 mm | 25 mm | 10 |
| IS25/ES10 | 10 mm | 25 mm | 10 |

## IS25-PHX

### *CROSS BITS PH*

Mo-V

Phosphated

3126

1/4"

| Art. | Size | Length | Pack |
|---|---|---|---|
| IS25/PH0 | PH 0 | 25 mm | 20 |
| IS25/PH1 | PH 1 | 25 mm | 20 |
| IS25/PH2 | PH 2 | 25 mm | 20 |
| IS25/PH3 | PH 3 | 25 mm | 20 |

## IS25-PHXAS

### *CROSS BITS PH ANTI SLIP*

Mo-V

Phosphated

3126

1/4"

| Art. | Size | Length | Pack |
|---|---|---|---|
| IS25/PH1AS | PH 1 | 25 mm | 10 |
| IS25/PH2AS | PH 2 | 25 mm | 10 |
| IS25/PH3AS | PH 3 | 25 mm | 10 |

## IS25-PZX

### *CROSS BITS PZ*

Mo-V

Phosphated

3126

1/4"

| Art. | Size | Length | Pack |
|---|---|---|---|
| IS25/PZ1 | PZ 1 | 25 mm | 20 |
| IS25/PZ2 | PZ 2 | 25 mm | 20 |
| IS25/PZ3 | PZ 3 | 25 mm | 20 |

## IS25-PZXAS

### *CROSS BITS PZ ANTI SLIP*

Mo-V · Phosphated · 3126 · 1/4"

| Art. | Size | Length | Pack |
|---|---|---|---|
| IS25/PZ1AS | PZ 1 | 25 mm | 10 |
| IS25/PZ2AS | PZ 2 | 25 mm | 10 |
| IS25/PZ3AS | PZ 3 | 25 mm | 10 |

## IS25-TGX

### *SLOTTED BITS*

Mo-V · Phosphated · 3126 · 1/4"

| Art. | Size | Length | Pack |
|---|---|---|---|
| IS25/TG3 | 3 x 0,5 mm | 25 mm | 10 |
| IS25/TG4 | 4 x 0,8 mm | 25 mm | 10 |
| IS25/TG5.5 | 5,5 x 0,8 mm | 25 mm | 10 |
| IS25/TG6 | 6 x 1 mm | 25 mm | 10 |
| IS25/TG8 | 8 x 1,2 mm | 25 mm | 10 |

## IS25-TXX

### *TORX BITS*

Mo-V · Phosphated · 3126 · 1/4"

| Art. | Size | Length | Pack |
|---|---|---|---|
| IS25/TX10 | T10 | 25 mm | 10 |
| IS25/TX15 | T15 | 25 mm | 10 |
| IS25/TX20 | T20 | 25 mm | 10 |
| IS25/TX25 | T25 | 25 mm | 10 |
| IS25/TX30 | T30 | 25 mm | 10 |
| IS25/TX35 | T35 | 25 mm | 10 |
| IS25/TX40 | T40 | 25 mm | 10 |
| IS25/TX45 | T45 | 25 mm | 10 |
| IS25/TX50 | T50 | 25 mm | 10 |
| IS25/TX55 | T55 | 25 mm | 10 |

## IS50-ESX

### *HEXAGONAL BITS*

Turn-down body.

Mo-V · Phosphated · 3126 · 1/4"

| Art. | Size | Length | Pack |
|---|---|---|---|
| IS50/ES2 | 2 mm | 50 mm | 5 |
| IS50/ES25 | 2,5 mm | 50 mm | 5 |
| IS50/ES3 | 3 mm | 50 mm | 5 |
| IS50/ES4 | 4 mm | 50 mm | 5 |
| IS50/ES5 | 5 mm | 50 mm | 5 |
| IS50/ES6 | 6 mm | 50 mm | 5 |
| IS50/ES8 | 8 mm | 50 mm | 5 |
| IS50/ES10 | 10 mm | 50 mm | 5 |

## IS50-PHX

### *CROSS BITS PH*

With turn-down body.

Mo-V · Phosphated · 3126 · 1/4"

| Art. | Size | Length | Pack |
|---|---|---|---|
| IS50/PH1 | PH 1 | 50 mm | 10 |
| IS50/PH2 | PH 2 | 50 mm | 10 |
| IS50/PH3 | PH 3 | 50 mm | 10 |

## IS50-PZX

### *CROSS BITS PZ*

With turn-down body.

Mo-V · Phosphated · 3126 · 1/4"

| Art. | Size | Length | Pack |
|---|---|---|---|
| IS50/PZ1 | PZ 1 | 50 mm | 10 |
| IS50/PZ2 | PZ 2 | 50 mm | 10 |
| IS50/PZ3 | PZ 3 | 50 mm | 10 |

## IS50-TGX

### *SLOTTED BITS*

With turn-down body.

Mo-V · Phosphated · 3126 · 1/4"

| Art. | Size | Length | Pack |
|---|---|---|---|
| IS50/TG3 | 3 x 0,5 mm | 50 mm | 5 |
| IS50/TG4 | 4 x 0,8 mm | 50 mm | 5 |
| IS50/TG5.5 | 5,5 x 0,8 mm | 50 mm | 5 |
| IS50/TG6 | 6 x 1 mm | 50 mm | 5 |
| IS50/TG8 | 8 x 1,2 mm | 50 mm | 5 |

## IS50-TXX

### *TORX BITS*

With turn-down body.

Mo-V · Phosphated · 3126 · 1/4"

| Art. | Size | Length | Pack |
|---|---|---|---|
| IS50/TX10 | T10 | 50 mm | 5 |
| IS50/TX15 | T15 | 50 mm | 5 |
| IS50/TX20 | T20 | 50 mm | 5 |
| IS50/TX25 | T25 | 50 mm | 5 |
| IS50/TX30 | T30 | 50 mm | 5 |
| IS50/TX35 | T35 | 50 mm | 5 |
| IS50/TX40 | T40 | 50 mm | 5 |

## S018

### HAND RIVETER SET

372 Pcs | Carrying case | Cr-Mo | Satin

| | |
|---|---|
| Rivets | 50 x Ø 2,4 mm - 50 x Ø 3,2 mm - 50 x Ø 4 mm - 50 x Ø 4,8 mm |
| Nut rivets | 50 x M3 - 50 x M4 - 25 x M5 - 25 x M6 - 20 x M8 |
| Description | 330 x 170 x 150 mm |

## 0455

### DOUBLE HAND NUT RIVETER

Long levers for effortless work, with 7 nosepieces.

15 Pcs | Carrying case | Steel | Tempered

| | |
|---|---|
| Nosepieces | M3 – M4 – M5 – M6 – M8 – M10 – M12 |
| Length | 400 mm |

## 0469

### HAND NUT RIVETER

With 4 nosepieces. Ergonomic handles.

10 Pcs | Box | Steel | Tempered

| | |
|---|---|
| Nosepieces | M3 – M4 – M5 – M6 |
| Length | 200 mm |

## 0453

### DOUBLE HAND RIVETER

Long levers for effortless work, even with 6.4mm rivets. Plastic reservoir for sheared nail recovery.

Box | Steel | Tempered

| | |
|---|---|
| Rivets | Ø 3,2 – 4,0 – 4,8 – 6,0 - 6,4 mm |
| Length | 400 mm |

## 0454

### DOUBLE HAND RIVETER WITH ROTATING HEAD

Long levers for effortless work, even with 6.4mm rivets. Plastic reservoir for sheared nail recovery. With 4-position rotating head.

Box | Steel | Tempered

| | |
|---|---|
| Rivets | Ø 3,2 – 4,0 – 4,8 – 6,4 mm |
| Length | 400 mm |

## 0470

### HAND RIVETER WITH MULTI-SIDES BLOCKER

With rotating head - 4 positions.

Hangable | Steel | Tempered

| | |
|---|---|
| Rivets | Ø 2,4 - 3,2 - 4,0 - 4,8 mm |

## 0872/P

### *DOUBLE JOINT LONG PLIER SET*

3 Pcs · Hangable · Cr-V · Chromed

| | |
|---|---|
| Length | 335 mm |
| Thickness | 10 mm |

## 0872/PDD

### *DOUBLE X LONG REACH PLIER LONG NOSE*

Hangable · Cr-V · Chromed

| | |
|---|---|
| Length | 335 mm |
| Thickness | 10 mm |

## 0872/PCD

### *DOUBLE X LONG REACH PLIER LONG BENT NOSE 45°*

Hangable · Cr-V · Chromed

| | |
|---|---|
| Length | 335 mm |
| Thickness | 10 mm |

## 0872/OPD

### *DOUBLE X LONG REACH PLIER*

With round tips and grip not inferior to 8mm.

Hangable · Cr-V · Chromed

| | |
|---|---|
| Length | 335 mm |
| Thickness | 10 mm |

## 0873-U

### *COMBINATION PLIERS*

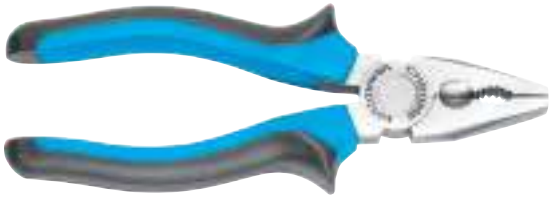

Hangable · Cr-V · Chromed

| Art. | Length | Thickness |
|---|---|---|
| 0873/U6 | 160 mm | 11 mm |
| 0873/U7 | 180 mm | 10,5 mm |
| 0873/U8 | 200 mm | 12 mm |

## 0873-BD

### *LONG NOSE PLIERS*

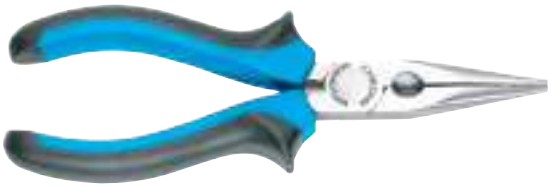

Hangable · Cr-V · Chromed

| Art. | Length | Thickness |
|---|---|---|
| 0873/BD6 | 160 mm | 9 mm |
| 0873/BD8 | 200 mm | 10 mm |

## 0873-BC

### *BENT NOSE PLIERS 45°*

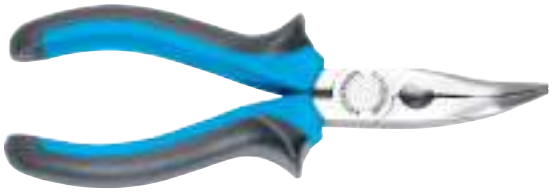

Hangable · Cr-V · Chromed

| Art. | Length | Thickness |
|---|---|---|
| 0873/BC6 | 160 mm | 9 mm |
| 0873/BC8 | 200 mm | 10 mm |

## 0873/TL

### *DIAGONAL SIDE CUTTING NIPPERS*

Hangable · Cr-V · Chromed

| | |
|---|---|
| Length | 160 mm |
| Thickness | 9 mm |

## 0873/TF
### *END CUTTING NIPPERS*

Hangable
Cr-V
Chromed

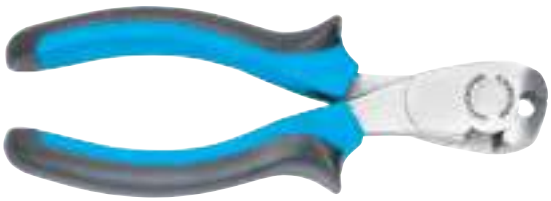

| | |
|---|---|
| Length | 160 mm |
| Thickness | 11 mm |

## 0020/1
### *EXTRA LONG NOSE MINI PLIERS*

Blister
Steel
Chromed

| | |
|---|---|
| Length | 150 mm |

## 0020/2
### *BENT NOSE MINI PLIERS*

Blister
Steel
Chromed

| | |
|---|---|
| Length | 125 mm |

## 0020/3
### *FLAT NOSE MINI PLIERS*

Blister
Steel
Chromed

| | |
|---|---|
| Length | 125 mm |

## 0020/4
### *LONG NOSE MINI PLIERS*

Blister
Steel
Chromed

| | |
|---|---|
| Length | 125 mm |

## 0020/5
### *END CUTTING MINI NIPPERS*

Blister
Steel
Chromed

| | |
|---|---|
| Length | 110 mm |

## 0020/6
### *DIAGONAL SIDE CUTTING MINI NIPPERS*

Blister
Steel
Chromed

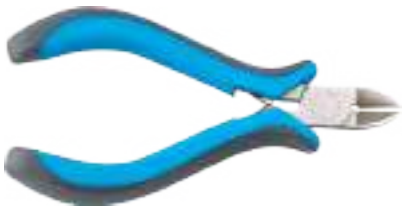

| | |
|---|---|
| Length | 110 mm |

## 0020
### *FINE POLISHED MINI PLIERS SET*

5 Pcs
Blister
Steel
Bakelite
Chromed

| | |
|---|---|
| Length | 110 ÷ 125 mm |

## 08X
### *COMBINATION PLIERS*

Hangable

Satin

| Art. | Length | Thickness |
|---|---|---|
| 0810 | 160 mm | 11 mm |
| 0811 | 180 mm | 11 mm |
| 0850 | 200 mm | 13 mm |

## 0812
### *LONG NOSE PLIERS*

Hangable

Satin

| | |
|---|---|
| Length | 160 mm |
| Thickness | 10 mm |

## 0813
### *BENT NOSE PLIERS 45°*

Hangable

Satin

| | |
|---|---|
| Length | 160 mm |
| Thickness | 10 mm |

## 0814
### *DIAGONAL SIDE CUTTING NIPPERS*

Hangable

Satin

| | |
|---|---|
| Length | 160 mm |
| Thickness | 10 mm |

## 0841
### *RATCHET CRIMPING TOOL*
With release lever.

Blister

Steel

| | |
|---|---|
| For insulated terminals | Ø 0,8 ÷ 3,5 mm / 0,25 ÷ 6 mm2 AWG 22-10 |
| Length | 230 mm |
| Thickness | 12 mm |

## 0843
### *RATCHET CRIMPING TOOL*
With release lever.

Blister

Steel

| | |
|---|---|
| For barrel open terminals | Ø 1 ÷ 3,5 mm / 0,5 ÷ 6 mm2 AWG 20-10 |
| Length | 230 mm |
| Thickness | 12 mm |

## 0847
### *CRIMPING PLIERS FOR END SLEEVES TERMINALS*
With release lever.

Blister

Steel

Satin

| | |
|---|---|
| Terminals | 0,25 ÷ 6 mm2 AWG 23-10 |
| Length | 175 mm |
| Thickness | 12 mm |

## 0628
### *MODULAR PLUG CRIMPING TOOL*
With release knob.

Blister

Steel

| | |
|---|---|
| Electric plugs | RJ-11 (6P4C); RJ-12 (6P6C); RJ-45 (8P8C) |

## 0826

### CRIMPING PLIER AND WIRE STRIPPER

Car and computer crimping plier with wire stripper for thin wire.

Blister

Steel

| | |
|---|---|
| **Length** | 215 mm |
| **Terminals** | AWG 30-26 - AWG 24-20 - AWG 18-14 |
| **Cutting capacity** | Ø 0,25 - 0,3 - 0,4 - 0,5 - 0,65 - 0,8 - 1,0 mm AWG30 - AWG28 - AWG26 - AWG24 - AWG22 - AWG20 - AWG18 |

## 0122

### UNIVERSAL CRIMPING PLIER SET

With insulated terminals.

Blister

Steel

| | |
|---|---|
| **Length** | 220 mm |

## 024XE

### CIRCLIP PLIERS

External straight nose.

Hangable

Cr-V

| Art. | Circlips | Length |
|---|---|---|
| **0246** | Ø 19 ÷ 60 mm | 185 mm |
| **0636** | Ø 10 ÷ 25 mm | 160 mm |
| **0674** | Ø 3 ÷ 10 mm | 150 mm |
| **0676** | Ø 32 ÷ 80 mm | 225 mm |

## 024XI

### CIRCLIP PLIERS

Internal straight nose.

Hangable

Cr-V

| Art. | Circlips | Length |
|---|---|---|
| **0248** | Ø 19 ÷ 60 mm | 175 mm |
| **0638** | Ø 8 ÷ 25 mm | 150 mm |
| **0619** | Ø 3 ÷ 10 mm | 135 mm |
| **0631** | Ø 32 ÷ 80 mm | 225 mm |

## 063XE

### CIRCLIP PLIERS

External curved nose.

Hangable

Cr-V

| Art. | Circlips | Length |
|---|---|---|
| **0247** | Ø 19 ÷ 60 mm | 175 mm |
| **0637** | Ø 10 ÷ 25 mm | 150 mm |
| **0108** | Ø 3 ÷ 10 mm | 135 mm |
| **0324** | Ø 32 ÷ 80 mm | 215 mm |

## 063XI

### CIRCLIP PLIERS

Internal curved nose.

Hangable

Cr-V

| Art. | Circlips | Length |
|---|---|---|
| **0249** | Ø 19 ÷ 60 mm | 165 mm |
| **0639** | Ø 8 ÷ 25 mm | 150 mm |
| **0340** | Ø 3 ÷ 10 mm | 135 mm |
| **0364** | Ø 32 ÷ 80 mm | 215 mm |

## 0136

### NYLON CLAMP SET

Automotive hose.

3 Pcs

Blister

Nylon

| | |
|---|---|
| **Length** | 158 - 185 - 254 mm |
| **Hose diameter** | 10 - 15 - 24 mm |

## 0603

### AUTO REPAIRING PLIERS SET FOR CARS ZIP TIES

9 Pcs

Carrying case

Steel

## 0118
### *WATER PUMP PLIERS*
6 positions.

Steel

| | |
|---|---|
| Length | 240 mm |

## 0831-
### *WATER PUMP PLIERS*
7 positions.

Hangable | Cr-V | DIN 8976/C

| Art. | Length |
|---|---|
| 0831/175 | 175 mm |
| 0831/250 | 250 mm |
| 0831/300 | 300 mm |

## 0834-
### *TOWER PINCERS*

Hangable | Steel | DIN 9242

| Art. | Length |
|---|---|
| 0834 | 220 mm |
| 0834/200 | 200 mm |
| 0834/250 | 250 mm |
| 0834/280 | 280 mm |

## 0206
### *CARPENTER PINCER*

Hangable | Steel

| | |
|---|---|
| Length | 200 mm |

## 0121
### *LOCKING L-GRIP CLAMP*

Box | Steel | Satin

| | |
|---|---|
| Length | 230 mm |
| Adjustable | 0 ÷ 155 mm |

## 0120
### *4 POSITIONS ADJUSTABLE LOCK WRENCH*

Box | Steel | Satin

| | |
|---|---|
| Length | 230 mm |
| Opening | 18 - 39 - 43 mm |

## 0119-
### *ADJUSTABLE LOCK WRENCH*

Blister | Steel | Satin

| Art. | Length |
|---|---|
| 0119/5 | 130 mm |
| 0119/7 | 180 mm |
| 0119 | 220 mm |

## 0379
### *FOUR JAWS ADJUSTABLE LOCK WRENCH*

Box | Steel | Satin

| | |
|---|---|
| Length | 225 mm |

## 0368-

### AUTOMATIC LOCK WRENCH

Cr-V

Box Satin

| Art. | Length |
|---|---|
| 0368/7 | 160 mm |
| 0368/10 | 230 mm |

## 0370/11

### LONG NOSE AUTOMATIC LOCK WRENCH

Cr-V

Box Satin

| | |
|---|---|
| Length | 275 mm |

## 0373-

### "C" NOSE AUTOMATIC LOCK WRENCH

Cr-V

Box Satin

| Art. | Length | Opening |
|---|---|---|
| 0373/9 | 210 mm | 65 mm |
| 0373/11 | 300 mm | 95 mm |

## 0130-

### HEAVY DUTY PIPE WRENCH

Cr-V

| Art. | Dimensions | Max Opening |
|---|---|---|
| 0130/350 | 350 mm - 14" | 50 mm |
| 0130/600 | 600 mm - 24" | 90 mm |

## 0225-

### 45° BENT NOSE PIPE WRENCH

Cr-V

| Art. | Dimensions | Max Opening |
|---|---|---|
| 0225/340 | 340 mm - 1" | 46 mm |
| 0225/440 | 440 mm - 1,5" | 62 mm |
| 0225/580 | 580 mm - 2" | 72 mm |
| 0225/700 | 700 mm - 3" | 100 mm |

## 0227-

### 90° BENT NOSE PIPE WRENCH

Cr-V

| Art. | Dimensions | Max Opening |
|---|---|---|
| 0227/340 | 330 mm - 1" | 38 mm |
| 0227/440 | 415 mm - 1,5" | 52 mm |
| 0227/580 | 580 mm - 2" | 75 mm |
| 0227/700 | 700 mm - 3" | 100 mm |

## 0511

### *SLEDGE HAMMER*

With safety fiberglass plastic handle with black rubber grip.

Glass fiber

| | |
|---|---|
| Length | 820 mm |
| Head weight | 3,50 kg |
| Net weight | 4,45 kg |

## 0781

### *STONING HAMMER*

With safety fiberglass plastic handle with black rubber grip.

Glass fiber DIN 6475

| | |
|---|---|
| Length | 260 mm |
| Net weight | 1000 g |

## 0780

### *CLAW HAMMER*

With safety fiberglass plastic handle with black rubber grip.

Glass fiber

| | |
|---|---|
| Net weight | 500 g |

## 0514-

### *MACHINIST'S HAMMER GERMAN TYPE*

With safety fiberglass plastic handle with black rubber grip.

Glass fiber DIN 1041

| Art. | Net weight |
|---|---|
| 0514/200 | 200 g |
| 0514/300 | 300 g |
| 0514/400 | 400 g |
| 0514/500 | 500 g |
| 0514/1000 | 1000 g |

## 0154-

### *MACHINIST'S HAMMER GERMAN TYPE*

Wood DIN 1041

| Art. | Net weight |
|---|---|
| 0154/100DIN | 100 g |
| 0154/200DIN | 200 g |
| 0154/300DIN | 300 g |
| 0154/400DIN | 400 g |
| 0154/500DIN | 500 g |
| 0154/600DIN | 600 g |
| 0154/800DIN | 800 g |
| 0154/1000DIN | 1000 g |
| 0154/1500DIN | 1500 g |
| 0154/2000DIN | 2000 g |

## 0153-

### *STONING HAMMER*

Wood DIN 6475

| Art. | Net weight |
|---|---|
| 0153/800DIN | 800 g |
| 0153/1000DIN | 1000 g |
| 0153/1250DIN | 1250 g |
| 0153/1500DIN | 1500 g |

## 0169-

### *CLAW HAMMER ITALIAN TYPE*

Magnetic.

Wood

| Art. | Net weight |
|---|---|
| 0169/300 | 300 g |
| 0169/400 | 400 g |

## 0216/400

### *CHIPPING HAMMER*

With wooden handle.

Wood

| | |
|---|---|
| Handle length | 380 mm |
| Net weight | 400 g |

## 0239/400

### *CHIPPING HAMMER*

With fiberglass plastic handle with black rubber grip.

Glass fiber

| | |
|---|---|
| Handle length | 380 mm |
| Net weight | 400 g |

## 0148/500

### *RUBBER MALLET*

Wood

| | |
|---|---|
| Head | Ø 65 mm |
| Net weight | 500 g |

## 0243-

### *TWO WAY MALLET*

Steel

| Art. | Head | Net weight |
|---|---|---|
| 0243/30 | Ø 30 mm | 350 g |
| 0243/40 | Ø 40 mm | 500 g |

## 0794-

### *TWO WAY RUBBER MALLET*

Equipped of fiberglass handle.

Glass fiber

| Art. | Head | Net weight |
|---|---|---|
| 0794/350 | Ø 55 mm | 350 g |
| 0794/450 | Ø 58 mm | 500 g |

## 0808-

### *MALLET*

Aluminium with anatomic handle and polyethylene heads.

Wood

| Art. | Head | Net weight |
|---|---|---|
| 0808/35 | Ø 35 mm | 350 g |
| 0808/60 | Ø 60 mm | 800 g |

## 033X

### *DEAD BLOW RUBBER MALLET*

| Art. | Head | Net weight | Hardness |
|---|---|---|---|
| 0336 | Ø 45 mm | 500 g | 90ah |
| 0337 | Ø 50 mm | 900 g | 90ah |

## 0840-

### *DEAD BLOW MALLET*

Nylon, spare part head.

made in italy

| Art. | Head | Net weight |
|---|---|---|
| 0840/40 | Ø 40 mm | 750 g |
| 0840/50 | Ø 50 mm | 1000 g |
| 0840/60 | Ø 60 mm | 1500 g |

## 0840-XT

### *SPARE PART HEAD*

For dead blow mallet 0840-.

made in italy

| Art. | Head |
|---|---|
| 0840/40T | Ø 40 mm |
| 0840/50T | Ø 50 mm |
| 0840/60T | Ø 60 mm |

## G009

### *SAFE SPRING HOOK*

To put in safety tools when working on ladders or scaffolds.



Blister

INOX

| | |
|---|---|
| Capacity | 5 kg |
| Length | 430 ÷ 1600 mm |

## B006-

### *CENTER PUNCH*

With octagonal body.

Cr-Mo

DIN 7250

| Art. | Sizes | Length |
|---|---|---|
| B006/4 | 4 mm | 120 mm |
| B006/5 | 5 mm | 150 mm |

## C012-

### *DRIFT PIN*

With octagonal body.

Cr-Mo

| Art. | Dimensions | Length |
|---|---|---|
| C012/02 | Ø 2 mm | 150 mm |
| C012/03 | Ø 3 mm | 150 mm |
| C012/04 | Ø 4 mm | 150 mm |
| C012/05 | Ø 5 mm | 150 mm |
| C012/06 | Ø 6 mm | 150 mm |
| C012/08 | Ø 8 mm | 150 mm |

## S022-

### *CHISEL FOR METAL*

Cr-Mo

| Art. | Dimensions | Length |
|---|---|---|
| S022/18 | 18 mm | 150 mm |
| S022/21 | 21 mm | 200 mm |
| S022/25 | 25 mm | 250 mm |
| S022/26 | 26 mm | 240 mm |

## C015-

### *DRIFT PIN*

With octagonal body and hand guard.

Hangable · Cr-Mo · Chromed

| Art. | Size | Length |
|---|---|---|
| C015/2 | Ø 2 x 8 mm | 140 mm |
| C015/3 | Ø 3 x 8 mm | 150 mm |
| C015/4 | Ø 4 x 10 mm | 180 mm |
| C015/5 | Ø 5 x 10 mm | 220 mm |
| C015/6 | Ø 6 x 12 mm | 210 mm |
| C015/7 | Ø 7 x 12 mm | 210 mm |

## C015

### *DRIFT PIN SET*

With octagonal body and hand guard.

7 Pcs · Hangable · Cr-Mo · Chromed

| | |
|---|---|
| Sizes | Ø 2 - 3 - 4 - 5 - 6 - 7 - 8 mm |

## 0126

### *DRIFT PIN SET WITH PLASTIC HOLDER*

6 Pcs · Blister · Cr-V

| | |
|---|---|
| Dimensions | Ø 3-4-5-6-8-10 mm |
| Length | 150 mm |

## 0127

### *MECHANIC CHISEL, PIN PUNCH AND CENTER PUNCH SET WITH PLASTIC HOLDER*

6 Pcs · Blister · Cr-V

| | |
|---|---|
| Length | 120 - 150 mm |

## 0396

### *CHISEL SET FOR METAL*

3 Pcs · Hangable · Cr-V

| | |
|---|---|
| Dimensions | 10 x 8 x 140 mm,13 x 9,5 x 150 mm, 16 x 12 x 170 mm |

## 0381

### AUTOMATIC CENTER PUNCH

With spring.

Blister Steel

| | |
|---|---|
| Length | 125 mm |

## 0733

### AUTOMATIC CENTER PUNCH

Spring-loaded. Possibility of adjusting the punching depth.

Blister Steel

| | |
|---|---|
| Length | 140 mm |

## 0734-

### HOLE MARKERS

For centring within existing bores, the spring-loaded, conical front provides accurate centring.

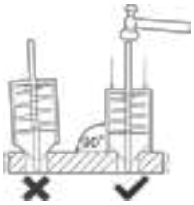

Box Steel

| Art. | Length | Hole diameter |
|---|---|---|
| 0734/1 | 82 mm | Ø5 ÷ Ø15 mm |
| 0734/2 | 100 mm | Ø5 ÷ Ø30 mm |

## 0391

### MECHANIC CHISEL, PIN PUNCH AND CENTER PUNCH SET WITH HAND GUARD

6 Pcs

Hangable

Cr-V

| | |
|---|---|
| Chisel | 10 x 135 mm, 13 x 150 mm, 16 x 160 mm |
| Center punches | 04 x 130 mm |
| Solid punch | 03 x 120 mm |
| Pin punch | 03 x 120 mm |

## 0258

### FLAT POINT COLD CHISEL WITH HAND GUARD

Steel

| | |
|---|---|
| Dimensions | 16 x 300 mm |

## 0259

### POINT COLD CHISEL WITH HAND GUARD

Steel

| | |
|---|---|
| Dimensions | 16 x 300 mm |

## 0300

### *WOOD CHISEL SET*

4 Pcs · Blister · Steel

| | |
|---|---|
| **Hardness** | HRC 58-60 |
| **Dimensions** | 10-16-20-25 mm |

## 0301-

### *WOOD CHISEL*

Hardness HRC 58-60.

Blister · Steel

| Art. | Dimensions |
|---|---|
| 0301/06 | 6 mm |
| 0301/10 | 10 mm |
| 0301/16 | 16 mm |
| 0301/20 | 18,5 mm |
| 0301/24 | 25 mm |

## 0168

### *WOOD CHISEL SET*

5 Pcs · Blister · Steel

| | |
|---|---|
| **Hardness** | HRC 58-60 |
| **Sizes** | 240 x 6-10-16-20-24 mm |

## 0306

### *CARVING CHISEL SET*

12 Pcs · Box · Steel · Chromed

| | |
|---|---|
| **Hardness** | HRC 58-60 |
| **Length** | 215 mm |

## 0162

### *WOOD CHISEL SET FOR LATHE*

3 Pcs · Blister · Steel

| | |
|---|---|
| **Hardness** | HRC 58-60 |
| **Total length** | 370 mm |

## 0166

### *IRON PLANER FOR WOOD*

Box · Steel

| | |
|---|---|
| **Planner length** | 225 mm |
| **Blade width** | 50 mm |

## 0519
### *WOOD RASP SET WITH PLASTIC HANDLE*

3 Pcs | Blister | Steel

| | |
|---|---|
| **Dimensions** | 200 mm - 8" |

## 0160
### *FILE SET FOR METAL WITH ANATOMIC HANDLE*

5 pieces: 1 flat, 1 square, 1 triangular, 1 round, 1 half-round.

5 Pcs | Blister | Steel | DIN 7261

| | |
|---|---|
| **Dimensions** | 200 mm - 8" |

## 0219
### *NEEDLE FILE SET*

6 Pcs | Blister | Steel

| | |
|---|---|
| **Total length** | 180 mm |

## L012
### *DIAMOND NEEDLE FILE SET*

5 Pcs | Hangable | Diamond coated | Steel

| | |
|---|---|
| **Length** | 180 mm |

## L013
### *DIAMOND NEEDLE FILE SET*

5 Pcs | Hangable | Diamond coated | Steel

| | |
|---|---|
| **Length** | 140 mm |

## L012/PIA
### *DIAMOND FLAT FILE*

Hangable | Steel | Diamond coated

| | |
|---|---|
| **Length** | 180 mm |

## 0737-

### STEEL FILE

Rectangular shape, with ergonomic plastic handle.

Blister Steel Satin 7261

| Art. | Slotted | Dimensions | Pack |
|---|---|---|---|
| 0737/150T2 | Half cut | 150 mm / 6" | 10 |
| 0737/150T3 | Dolce | 150 mm / 6" | 10 |
| 0737/200T2 | Half cut | 200 mm / 8" | 10 |
| 0737/200T3 | Smooth cut | 200 mm / 8" | 10 |
| 0737/250T2 | Smooth cut | 250 mm / 10" | 10 |
| 0737/250T3 | Half cut | 250 mm / 10" | 10 |

## 0738-

### STEEL FILE

Triangular shape. With ergonomic plastic handle.

Blister Steel Satin 7261

| Art. | Slotted | Dimensions | Pack |
|---|---|---|---|
| 0738/150T2 | Half cut | 150 mm / 6" | 10 |
| 0738/150T3 | Smooth cut | 150 mm / 6" | 10 |
| 0738/200T2 | Half cut | 200 mm / 8" | 10 |
| 0738/200T3 | Smooth cut | 200 mm / 8" | 10 |
| 0738/250T2 | Half cut | 250 mm / 10" | 10 |
| 0738/250T3 | Smooth cut | 250 mm / 10" | 10 |

## 0739-

### STEEL FILE

Half round shape. With ergonomic plastic handle.

Blister Steel Satin 7261

| Art. | Slotted | Dimensions | Pack |
|---|---|---|---|
| 0739/150T2 | Half cut | 150 mm / 6" | 10 |
| 0739/150T3 | Smooth cut | 150 mm / 6" | 10 |
| 0739/200T2 | Half cut | 200 mm / 8" | 10 |
| 0739/200T3 | Smooth cut | 200 mm / 8" | 10 |
| 0739/250T2 | Half cut | 250 mm / 10" | 10 |
| 0739/250T3 | Smooth cut | 250 mm / 10" | 10 |

## 0740-

### STEEL FILE

Round shape. With ergonomic plastic handle.

Blister Steel Satin 7261

| Art. | Slotted | Dimensions | Pack |
|---|---|---|---|
| 0740/150T2 | Half cut | 150 mm / 6" | 10 |
| 0740/150T3 | Smooth cut | 150 mm / 6" | 10 |
| 0740/200T2 | Half cut | 200 mm / 8" | 10 |
| 0740/200T3 | Smooth cut | 200 mm / 8" | 10 |
| 0740/250T2 | Half cut | 250 mm / 10" | 10 |
| 0740/250T3 | Smooth cut | 250 mm / 10" | 10 |

## 0741-

### STEEL FILE

Squared shape. With ergonomic plastic handle.

Blister Steel Satin 7261

| Art. | Slotted | Dimensions | Pack |
|---|---|---|---|
| 0741/150T2 | Half cut | 150 mm / 6" | 10 |
| 0741/150T3 | Smooth cut | 150 mm / 6" | 10 |
| 0741/200T2 | Half cut | 200 mm / 8" | 10 |
| 0741/200T3 | Smooth cut | 200 mm / 8" | 10 |
| 0741/250T2 | Half cut | 250 mm / 10" | 10 |
| 0741/250T3 | Smooth cut | 250 mm / 10" | 10 |

## 0742-

### ANATOMIC PLASTIC FILE HANDLE

Hangable

| Art. | For file | Pack |
|---|---|---|
| 0742/4 | 100 mm - 150 mm / 4" - 6" | 12 |
| 0742/6 | 150 mm - 250 mm / 6" - 10" | 12 |
| 0742/10 | 250 mm - 400 mm / 10" - 16" | 12 |

## 0202
### PRY BAR SET GO THROUGH TYPE

4 Pcs
Blister
Steel

| | |
|---|---|
| Dimensions | 230mm/9" - 300mm/12" - 450mm/18" - 590mm/24" |

## 0320
### WRECKING BAR

Steel

| | |
|---|---|
| Total length | 600 mm |
| Hexagon | 15,6 mm |

## 0192
### HEAVY DUTY PRY BAR SET

1 Pc straight 910mm/36", 1 Pc bent 45° 910mm/36", 1 Pc bent 60° 610mm/24", 1 Pc bent 90° 610mm/24".

4 Pcs
Carrying case
Cr-V

## 0198
### POINTED PRY BAR

Steel

| | |
|---|---|
| Length | 400 mm |
| A | 30 mm |
| B | 23 mm |
| Pack | 5 |

## L007
### MOTORCYCLE TYRE LEVER

Box
Steel
Satin

| | |
|---|---|
| Dimensions | 215 x 16 x 5 mm |

## 0267
### TYRE LEVER

Box
Steel
Satin

| | |
|---|---|
| Dimensions | 510 x 26 x 9 mm |

## 0623

### SNAP-OF UTILITY KNIFE, BLADES INCLUDED

With automatic loading of the blade.

Blister Steel

| | |
|---|---|
| Standard blades | 3 |
| Blade width | 18 mm |

## 0627

### SNAP-OFF UTILITY KNIFE BLADES INCLUDED

With automatic loading of the blade.

Blister Steel

| | |
|---|---|
| Standard blades | 5 |
| Blade width | 9 mm |

## 0617

### AUTOMATIC SNAP-OFF UTILITY KNIFE BLADES INCLUDED

Expositor Steel

| | |
|---|---|
| Standard blades | 3 |
| Blade width | 18 mm |

## 0613

### AUTOMATIC SNAP-OFF UTILITY KNIFE BLADES INCLUDED

ISO 9001.

Blister Steel

| | |
|---|---|
| Standard blades | 3 |
| Blade width | 9 mm |

## 0096

### SNAP-OFF UTILITY KNIFE, BLADES INCLUDED

Expositor Steel

| | |
|---|---|
| Standard blades | 3 |
| Blade width | 18 mm |

## 0612

### AUTOMATIC SNAP-OFF UTILITY KNIFE BLADES INCLUDED

Blister Steel

| | |
|---|---|
| Standard blades | 3 |
| Blade width | 9 mm |

## 0611
### AUTOMATIC SNAP-OFF UTILITY KNIFE BLADES INCLUDED

Blister Steel

| | |
|---|---|
| Standard blades | 3 |
| Blade width | 9 mm |

## 0035
### SECURITY SNAP-OFF UTILITY KNIFE, BLADES INCLUDED

Expositor Steel

| | |
|---|---|
| Standard blades | 4 |
| Trapezoidal blade | 19 x 61 x 0,6 mm |

## 0792
### AUTOMATIC SNAP-OFF UTILITY KNIFE, BLADES INCLUDED

Blister Steel

| | |
|---|---|
| Standard blades | 5 |
| Blade width | 25 mm |

## 0696
### FOLDABLE UTILITY KNIFE, BLADES INCLUDED

Blister Steel

| | |
|---|---|
| Standard blades | 5 |
| Blade width | 20 mm |

## 0095
### SNAP-OFF KNIFE SET

3 Pcs Hangable Steel

## 0696/L
### PAPER CUTTER BLADE SET

10 Pcs Box

| | |
|---|---|
| Trapezoidal blade | 19 x 61 x 0,6 mm |

## 0627/L
### PAPER CUTTER BLADE SET

10 Pcs Hangable

| | |
|---|---|
| Blade width | 9 mm |

## 0096/L

### PAPER CUTTER BLADE SET

10 Pcs | Hangable | Steel

| | |
|---|---|
| Blade width | 18 mm |

## 0792/L

### PAPER CUTTER BLADE SET

10 Pcs | Hangable | Steel

| | |
|---|---|
| Blade width | 25 mm |

## 0420

### DEBURRING TOOL WITH 1 BLADE

Blister | HSS

| | |
|---|---|
| Length | 120 mm |
| Max. handle diameter | 9,2 mm |
| Blade | E100 - Ø 3,2 mm |
| Blade material | HSS |

## 0411

### DEBURRING TOOL WITH 1 BLADE

Box | HSS

| | |
|---|---|
| Length | 124 mm |
| Max. handle diameter | 29 mm |
| Blade | E100 - Ø 3,2 mm |
| Blade material | HSS |

## 0415

### DEBURRING TOOL WITH 2 BLADE

3 Pcs | Blister | HSS

| | |
|---|---|
| Length | 125 mm |
| Max. handle diameter | 22 mm |
| Blade | E100 - E200 - Ø 3,2 mm |
| Blade material | HSS |

## S002

### EXTENSIBLE DEBURRING TOOL WITH 3 BLADES

4 Pcs | Box | HSS

| | |
|---|---|
| Blade | Ø 3,2 mm |
| Blade dimensions | E100 - E200 - E300 |

## 0420/S

### DEBURRING SET WITH BLADES

For internal and external deburring of hard and soft materials. Comfortable and practical equipped with clips to always carry them with you and have them available at the right time. With ergonomic handle and different colors to immediately identify the right deburrer for the right material: purple for aluminum, red for brass and cast iron, blue for steel and yellow for plastic

4 Pcs | Blister | HSS | Plastic

| | |
|---|---|
| Length | 120 mm |
| Blade | Ø 3,2mm |

## S002/E100

### HSS LONG SHANK BLADE SET

For internal and external deburring for long chips material like steel, aluminum, plastic materials.

10 Pcs | Hangable | HSS

## S002/E200

### HSS BIDIRECTIONAL BLADE SET

For internal and external deburring short chips material like brass and cast iron.

10 Pcs | Hangable | HSS

## S002/E300

### HSS BIDIRECTIONAL BLADE SET

For internal and external deburring for holes until 4mm of thikness.

10 Pcs | Hangable | HSS

## S005

### *DOUBLE DEBURRER WITH HSS DISK BLADE*

For steel, aluminum, brass, copper and plastic sheets deburring max 10mm.

Box | HSS

## S005/R

### *DISK BLADE SET*

4 Pcs | Box | HSS

## 0384

### *INNER-OUTER REAMER*

For copper and ferrous metals.

2 Pcs | Box | Plastic

| | |
|---|---|
| Capacity | 3 ÷ 32 mm 3/16" ÷ 1-1/2" |

## 0647/25

### *PAINT SCRAPER WITH 25MM CARBIDE BLADE THREE CUTTING EDGES*

Blister | HM | Satin

## 0647/50

### *PAINT SCRAPER WITH 50MM CARBIDE BLADE TWO CUTTING EDGES*

Blister | HM | Satin

## 0647/65

### *PAINT SCRAPER WITH 65MM CARBIDE BLADE TWO CUTTING EDGES*

Blister | HM | Satin

## 0647/25L

### *2 PCS BLADE SET*

2 Pcs | Blister | HM

## 0647/50L

### *2 PCS BLADE SET*

2 Pcs | Blister | HM

## 0647/65L

### *2 PCS BLADE SET*

2 Pcs | Blister | HM

## 0869
### *HANDSAW FOR JOINER*

Steel

| | |
|---|---|
| **Blade length** | 400 mm |

## 0226
### *HACKSAW FRAME WITH ALUMINUM ALLOY HANDLE*
With handle for small cut. Bi-metal hack saw blade and aluminum body.



Alu

Aluminum

| | |
|---|---|
| **Blade length** | 310 mm |

## 0629
### *HACKSAW WITH BLADE*
Bi-metal hack saw blade and aluminum body.

Alu

Aluminum

| | |
|---|---|
| **Blade length** | 300 mm |

## 0161
### *MINI HACKSAW WITH BLADE*

Alu

Aluminum

| | |
|---|---|
| **Blade length** | 150 mm |

## 0724/B
### *BI-METAL HACK SAW BLADE*
ISO 2336-1.

HSS

Box

| | |
|---|---|
| **Sizes** | 300 x 12,7 x 0,62 mm x 24T - 12" x 1/2" x 0,025" x 24T |
| **Pack** | 10 |

## 0159
### *HACKSAW BLADE*
ISO 2336-1.

Box

| | |
|---|---|
| **Sizes** | 300 x 12,7 x 0,62 mm x 24T - 12" x 1/2" x 0,025" x 24T |
| **Pack** | 100 |

## 0670
### *NIBBLER FOR POWER DRILL*
Double head nibbler, with accessory for round and straight cutting purpose.

## 0670/U
### *CUTTER HOLDERS*

HSS TiN

Box

| | |
|---|---|
| **Cutting capacity** | |
| **iron plates** | 1,8 mm |
| **stainless steel plate** | 1,2 mm |
| **copper and aluminum plate** | 2,0 mm |
| **plastic materials** | 2,0 mm |
| **Round speed** | 1500 ÷ 3000 rpm |
| **Collar** | Ø 43,2 mm |
| **Metal box** | |

## 0655/L

### *LEFT HAND AVIATION TIN SNIP*

With serrated and hardened blade and ergonomic handles.

Blister

Cr-V

Chromed

| | |
|---|---|
| **Length** | 245 mm |
| **Hardness** | 50 - 52 HRC |

## 0655/S

### *STRAIGHT AVIATION TIN SNIP*

With serrated and hardened blade and ergonomic handles.

Blister

Cr-V

Chromed

| | |
|---|---|
| **Length** | 245 mm |
| **Hardness** | 50 - 52 HRC |

## 0655/R

### *RIGHT HAND AVIATION TIN SNIP*

With serrated and hardened blade and ergonomic handles.

Blister

Cr-V

Chromed

| | |
|---|---|
| **Length** | 245 mm |
| **Hardness** | 50 - 52 HRC |

## 0699/240

### *INOX SCISSORS*

With nylon handle.

Blister

INOX

Satin

| | |
|---|---|
| **Length** | 240 mm |

## 0672

### *ELECTRICIAN SCISSORS*

With serrated blade, and ergonomic handle in abs material.

Blister

INOX

Satin

| | |
|---|---|
| **Length** | 5" 1/2 - 140 mm |

## 0672/B

### *ELECTRICIAN SCISSORS*

With serrated blade and, bicolor non-slip ergonomic handle.

Blister

INOX

Satin

| | |
|---|---|
| **Length** | 140 mm |

## 0141

### *ELECTRICIAN SCISSORS*

Blister

INOX

Satin

| | |
|---|---|
| **Length** | 5" 1/2 - 140 mm |

## F018

### *INSULATED ELECTRICIAN SCISSORS*

1000V IEC 60900, with serrated blade, and ergonomic handle in ABS material.

Blister

INOX

Satin

| | |
|---|---|
| **Length** | 6" - 160 mm |

## 0673

### *MULTIPURPOSE SCISSORS*

With serrated blade, ergonomic bicolor non-slip plastic and rubber handle.

Blister

INOX

Satin

| | |
|---|---|
| **Length** | 175 mm / 7" mm |

## 0325

### MULTIPURPOSE SCISSORS

With serrated blade and ergonomic bicolor non-slip handle.

INOX

Blister · Satin

| | |
|---|---|
| Length | 210 mm / 8" mm |

## 0424

### PUNCH PLIER

It allows to perform small holes on materials of small thickness such as: paper, cardboard, rubber and leather.

Blister · Steel

| | |
|---|---|
| Length | 250 mm |

## 0081

### HOLLOW PUNCH SET

9 Pcs · Carrying case · Steel · Satin

| | |
|---|---|
| Sizes | Ø 5 - 6 - 8 - 10 - 12,5 - 16 - 20 - 25 - 32 mm |

## 0093/22

### PIPE CUTTER FOR COPPER AND PLASTIC

With zinc alloy body.

Blister · Steel · Tempered

| | |
|---|---|
| Cutting capacity | 3÷22 mm , 1/8"÷7/8" |

## 0093/42

### PIPE CUTTER FOR COPPER AND IRON

With aluminium alloy body.

Blister · Steel · Tempered

| | |
|---|---|
| Cutting capacity | 6÷42 mm , 15 / 64" ÷ 1-21 / 32" |
| Hardness | HRC 58-60 |

## 0092

### COPPER TUBE CUTTER

Alu

Blister · Aluminum

| | |
|---|---|
| Capacity | 3 ÷ 28 mm - 1/8" ÷ 1 1/8" |

## 0472

### PIPE FLARING TOOL FOR COPPER AND ALUMINUM

Box · Steel

| | |
|---|---|
| Round pipe | 5 - 6 - 8 - 10 - 12 - 14 - 16 mm |

## 0253

### POLYURETHANE AND RUBBER HOSE CUTTER

Suitable for pe, pu and rubber hoses, bi-component handle.

Blister · Steel

| | |
|---|---|
| Max Opening | 19 mm |
| Length | 133 mm |

## 0287-

### *BOLT CUTTER*

Ideal for cutting iron rods, chains and a vast type of ferrous and non-ferrous materials.

Cr-V

| Art. | Dimensions |
|---|---|
| 0287/300 | 300 mm – 12" |
| 0287/350 | 350 mm - 14" |
| 0287/450 | 450 mm - 18" |
| 0287/600 | 600 mm - 24" |
| 0287/750 | 750 mm - 30" |

## 0846/150

### *RATCHET HAND CABLE CUTTER*

For electric cables.

Box Steel

| | |
|---|---|
| Cutting capacity | 150 mm2 ( Al - Cu ) |
| Length | 250 mm |

## 0862

### *ADJUSTABLE AUTOMATIC WIRE STRIPPER*

Blister Steel

| | |
|---|---|
| Max cut | Ø 0,8 ÷ 3,5mm 0,25 ÷ 6 mm2 |

## 0101/500

### *WOODEN HANDLE CAMP AXE*

Wood

## 0513

### *CAMP AXE WITH FIBRE-GLASS HANDLE*

Glass fiber

## 0515

### *AXE WITH FIBRE-GLASS HANDLE*

Glass fiber

| | |
|---|---|
| Length | 900 mm |

## 0322

### *TELESCOPIC RATCHET LOPPING SHEARS TEFLON COATED HARDENED BLADE*

Ergonomic handle.

Hangable Steel Tempered

| | |
|---|---|
| Length | 690 - 1030 mm |

## 0587-
### *STAPLES*

5000 Pcs | Box

| Art. | Model | Size |
|---|---|---|
| 0587/8006 | 80 | 12,9 x 6h mm |
| 0587/8008 | 80 | 12,9 x 8h mm |
| 0587/8010 | 80 | 12,9 x 10h mm |
| 0587/8012 | 80 | 12,9 x 12h mm |
| 0587/8014 | 80 | 12,9 x 14h mm |
| 0587/8016 | 80 | 12,9 x 16h mm |

## 0585-
### *STAPLES*

2500 Pcs | Box

| Art. | Model | Size |
|---|---|---|
| 0585/9013 | 90 | 5,7 x 13h mm |
| 0585/9019 | 90 | 5,7 x 19h mm |
| 0585/9032 | 90 | 5,7 x 32h mm |
| 0585/9040 | 90 | 5,7 x 40h mm |

## 0584-
### *NAILS*

5000 Pcs | Box

| Art. | Model | Size |
|---|---|---|
| 0584/F10 | TI-PIN | 1 x 10h mm |
| 0584/F15 | TI-PIN | 1 x 15h mm |
| 0584/F20 | TI-PIN | 1 x 20h mm |
| 0584/F25 | TI-PIN | 1 x 25h mm |
| 0584/F30 | TI-PIN | 1 x 30h mm |
| 0584/F35 | TI-PIN | 1 x 35h mm |
| 0584/F40 | TI-PIN | 1 x 40h mm |
| 0584/F45 | TI-PIN | 1 x 45h mm |
| 0584/F50 | TI-PIN | 1 x 50h mm |

## 0588-
### *HEADLESS PINS*



10000 Pcs | Box

| Art. | Model | Size |
|---|---|---|
| 0588/615 | 0,60 | 0,63 x 15h mm |
| 0588/620 | 0,60 | 0,63 x 20h mm |
| 0588/625 | 0,60 | 0,63 x 25h mm |
| 0588/630 | 0,60 | 0,63 x 30h mm |
| 0588/635 | 0,60 | 0,63 x 35h mm |

## 0151
### *STAPLES*

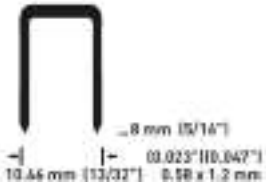


500 Pcs | Blister

| | |
|---|---|
| Section | 0,58 x 1,2 mm |

## 0295
### *RIVET SET*

25 Pcs 2.4x6.4 mm; 25 Pcs 2.4x8 mm; 25 Pcs 3.2x5 mm; 25 Pcs 3.2x6.4 mm; 25 Pcs 3.2x8 mm; 25 Pcs 4x6.4 mm; 25 Pcs 4x8 mm; 25 Pcs 4.8x6.4 mm; 25 Pcs 4.8x8 mm.

225 Pcs | Box | Alu Aluminum

## 0376/AC
### *CARBON STEEL NUT RIVET SET*

Yellow zinc plated, M3: 40 Pcs - M4: 40 Pcs - M5: 30 Pcs - M6: 20 Pcs - M8: 10 Pcs - M10: 5 Pcs - M12: 5 Pcs.

150 Pcs | Hangable | Steel | Zn Galvanized

| | |
|---|---|
| Nut rivets | M3 - M4 - M5 - M6 - M8 - M10 - M12 |

## 0376/AL

### *ALUMINUM NUT RIVET SET*

M4: 50 Pcs - M5: 35 Pcs - M6: 15 Pcs - M8: 10Pcs - M10: 10 Pcs.

120 Pcs | Hangable | Alu Aluminum

**Nut rivets** M4 - M5 - M6 - M8 - M10

## 0376/AI

### *STAINLESS STEEL NUT RIVET SET*

M3: 40 Pcs - M4: 40 Pcs - M5: 30 Pcs - M6: 20 Pcs - M8: 10Pcs - M10: 5 Pcs - M12: 5 Pcs.

150 Pcs | Hangable | INOX

**Nut rivets** M3 - M4 - M5 - M6 - M8 - M10 - M12

## 0178

### *WASHER SET*

50 Pcs Grower #6; 50 Pcs Grower #8; 50 Pcs Grower #10; 40 Pcs Grower 1/4"; 30 Pcs Grower 5/16"; 20 Pcs Grower 3/8"; 50 Pcs Notched out. #6; 50 Pcs Notched out. #8; 50 Pcs Notched out. #10; 40 Pcs Notched out. 1/4"; 30 Pcs Notched out. 5/16"; 20 Pcs Notched out. 3/18"; 50 Pcs Notched ins. #6; 50 Pcs Notched ins. #8; 50 Pcs Notched ins. #10; 40 Pcs Notched ins. 1/4"; 30 Pcs Notched ins. 5/16"; 20 Pcs Notched ins. 3/18".

720 Pcs | Box | Alu Aluminum

## 0229

### *COPPER WASHER SET*

30 Pcs M6; 25 Pcs M8; 20 Pcs M10; 15 Pcs M12; 10 Pcs M14; 10 Pcs M16.

110 Pcs | Box

## 0294

### *COTTER PIN SET*

150 Pcs 1/16" x 1";
150 Pcs 3/32" x 1";
100 Pcs 3/32" x 1 - 1/2";
80 Pcs 1/8"x1-1/4";
50 Pcs 1/8" x 2";
30 Pcs 5/32"x2-1/2".

555 Pcs | Box | Steel

## 0298

### *HITCH PIN SET*

42 Pcs 3/32"x1-3/16"; 30 Pcs 5/64"x1-5/16"; 25 Pcs 5/64"x1-9/16"; 25 Pcs 7/64"x1-5/18"; 20 Pcs 9/64"x1-3/4"; 8 Pcs 5/32"x2-15/16".

150 Pcs | Box | Steel

## 0231

### *ROLL PIN SET*

4 Pcs 4x16 mm; 4 Pcs 4x26 mm; 4 Pcs 4x40 mm; 4 Pcs 6x16 mm; 4 Pcs 6x32 mm; 4 Pcs 6x45 mm; 4 Pcs 8x20 mm; 4 Pcs 8x40 mm; 4 Pcs 8x50 mm; 4 Pcs 2x6 mm; 4 Pcs 2x14 mm; 4 Pcs 2x26 mm; 4 Pcs 1.5x5 mm, 4 Pcs 1.5x20 mm; 4 Pcs 1.5x8 mm; 4 Pcs 2.5x16 mm; 4 Pcs 2.5 x24 mm; 4 Pcs 2.5x32 mm; 5 Pcs 3x16 mm; 5 Pcs 3x26 mm; 5 Pcs 3x32 mm; 2 Pcs 10x20 mm; 2 Pcs 10x40 mm; 2 Pcs 10x50 mm; 4 Pcs 5.5x32 mm; 4 Pcs 5.5x45 mm; 4 Pcs 5.5x16 mm; 5 Pcs 5x16 mm; 5 Pcs 5x26 mm; 5 Pcs 5x32 mm.

120 Pcs | Box | Steel

## 0296

### *E-CLIP SET*

30 Pcs 1/16"; 30 Pcs 1/8"; 40 Pcs 3/16"; 50 Pcs 1/4"; 50 Pcs 3/8"; 40 Pcs 1/2"; 20 Pcs 5/8"; 20 Pcs 3/4"; 20 Pcs 7/8";

300 Pcs | Box | Steel

## 0179

### SNAP RING SET

3 Pcs ø 32; 5 Pcs ø 25; 5 Pcs ø 22; 10 Pcs ø 16; 10 Pcs ø 14; 10 Pcs ø 10; 5 Pcs R14; 10 Pcs R12; 10 Pcs R10; 10 Pcs ø 9; 10 Pcs ø 8; 12 Pcs ø 6.

100 Pcs | Hangable | Box | Steel

## 0263

### WOODRUFF METRIC KEY SET

10 Pcs 4x7.5x19 mm; 10 Pcs 5x7.5x19 mm; 10 Pcs 3x5x13 mm; 10 Pcs 3x6.5x16 mm; 10 Pcs 4x5x13 mm; 10 Pcs 4x6.5x16 mm; 10 Pcs 5x9x22 mm; 10 Pcs 6x9x22 mm. Tolerance ±1mm.

80 Pcs | Box | Steel

## 0257

### PARALLEL KEY SET

5 Pcs 6x6x20 mm; 4 Pcs 3x3x20 mm; 4 Pcs 3x3x25 mm; 5 Pcs 8x5x32 mm; 5 Pcs 5x5x20 mm; 5 Pcs 8x7x36 mm; 5 Pcs 5x5x25 mm; 5 Pcs 10x8x40 mm; 5 Pcs 5x5x36 mm: 5 Pcs 10x8x50 mm; 5 Pcs 6x6x36 mm; 2 Pcs 12x8x40 mm; 5 Pcs 6x6x50 mm.

60 Pcs | Box | Steel

## 0116

### METRIC CHROMED STEEL BALL SET

DIN 5401 grade, class III 50 Pcs 2.00mm; 50 Pcs 2.50mm; 50 Pcs 3.00mm; 50 Pcs 3.50mm; 50 Pcs 4.00mm; 50 Pcs 4.50mm; 50 Pcs 5.00mm; 30 Pcs 5.50mm; 30 Pcs 6.00mm; 20 Pcs 7.00mm; 20 Pcs 8.00mm.

450 Pcs | Box | Steel | 5401

## 0116P

### INCH CHROMED STEEL BALL SET

DIN 5401 grade, class III 50 Pcs 3/32"; 50 Pcs 1/8"; 50 Pcs 5/32"; 50 Pcs 3/16"; 50 Pcs 7/32"; 50 Pcs 1/ 4"; 30 Pcs 9/32"; 30 Pcs 5/16"; 30 Pcs 11/32"; 20 Pcs 3/8"; 20 Pcs 13/32".

430 Pcs | Box | Steel | 5401

## 0180

### SPRING SET

8 a Compress. 12 Ext. 10Pc Comp. 9/32"x 1/2"; 10Pc Ext.13/64"x 13/16"; 10Pc Comp. 3/8"x 5/8"; 10Pc Ext.5/16"x 1-1/8"; 10Pc Comp. 1/4"x 13/32"; 10Pc Ext.7/32"x 1"; 10Pc Comp. 3/8"x 3/4"; 10Pc Comp. 7/32"x 11/16"; 10Pc Ext.1/4"x 7/8"; 10Pc Ext.5/16"x 1-1/4"; 10Pc Ext.11/32"x 1-27/32"; 10Pc Ext.5/16"x 1-3/4"; 10Pc Ext.9/32"x 2"; 10Pc Ext.5/32"x 3-1/8"; 10Pc Comp. 23/64"x 1-3/8"; 10Pc Ext.3/16"x 1-3/4"; 10Pc Comp. 7/32"x 1-1/2"; 10Pc Ext.9/32"x 1-1/2"; 10Pc Comp 9/32"x 3/4"; 10Pc Ext.11/32"x 1-7/16".

200 Pcs | Box | Steel

## 0299

### METRIC O-RING SET

419 pieces in 32 different sizes made of high quality NBR nitrile rubber, heat resistant, oil resistant, gas resistant.

419 Pcs | Box

## 0299/P

### O-RING SET IN INCHES

Assortment made of high quality NBR nitrile rubber, heat resistant, oil resistant, gas resistant.

419 Pcs | Box

## 0177

### O-RING SET

10 Pcs 3/32" x 15/64"; 20 Pcs 1/8" x 1/4"; 20 Pcs 5/32" x 9/32"; 20 Pcs 3/16" x 5/16"; 15 Pcs 7/32" x 11/32"; 15 Pcs 1/4" x 3/8"; 10 Pcs 9/16" x 3/4"; 10 Pcs 5/8" x 13/16"; 10 Pcs 11/16" x 7/8"; 10 Pcs 3/4" x 15/16"; 10 Pcs 3/4" x 1"; 10 Pcs 13/16" x 11/16"; 15 Pcs 5/16" x 7/16"; 10 Pcs 3/8" x 1/2"; 10 Pcs 5/8" x 3/4"; 10 Pcs 3/8" x 9/16"; 10 Pcs 7/16" x 5/8"; 10 Pcs 1/2" x 11/16".

225 Pcs | Hangable | Box

## 0261

### HOSE CLIP SET

2 Pcs 12.8x0.9x50-70 mm; 4 Pcs 12.8x0.9x35-50 mm; 8 Pcs 12.8x0.9x25-40 mm; 6 Pcs 10x0.8x12-22 mm.

20 Pcs | Box | Steel

| | |
|---|---|
| **Dimensions** | 10 x 0,8 x 12-22 mm ; 12,8 x 0,9 x 25-40 mm; 12,8 x 0,9 x 35-50 mm; 12,8 x 0,9 x 50-70 mm |

## 0876

### NYLON CABLE TIE SET

650 Pcs | Box

| | |
|---|---|
| **300 Pcs** | 2,5 x 100 mm |
| **200 Pcs** | 3,6 x 150 mm |
| **150 Pcs** | 4,8 x 200 mm |

## 0398

### SCREW AND U TYPE CUSHIONS ASSORTMENT

Screws: 3x8mm 40Pcs 4x16mm 20Pcs 5x12mm 15Pcs 6x20mm 10Pcs U clips: 3mm 20Pcs 4mm with notch 20Pcs 4mm 20Pcs 5mm 15Pcs 6mm 10Pcs.

170 Pcs | Box | Steel

## 0465

### RUBBER GROMMET ASSORTMENT

Grommets sizes: 5 Pcs - D 21 mm - ID 15 mm - OD 26 mm - T 2,2 mm 40 Pcs - D 9 mm - ID 6 mm - OD 13 mm - T 2,1 mm 5 Pcs - D 15 mm - ID 12 mm - OD 19 mm - T 1,9 mm 40 Pcs - D 5,8 mm - ID 2,5 mm - OD 7,9 mm - T 1,8 mm 40 Pcs - D 7,5 mm - ID 4,8 mm - OD 9,8 mm - T 1,8 mm 20 Pcs - D 12 mm - ID 10,5 mm - OD 15 mm - T 1,8 mm 25 Pcs - D 11 mm - ID 8,5 mm - OD 14,5 mm - T 1,5 mm 5 Pcs - D 25 mm - ID 18 mm - OD 32 mm - T 1,5 mm.

180 Pcs | Box

## 0468

### CONNECTING PLATE AND SCREW ASSORTMENT

4 Pcs Assembly square: 25×25×16×2.0mm 8 Pcs Assembly square: 40×40×16×2.0mm 4 Pcs Assembly square: 60×60×16×2.0mm 4 Pcs Assembly square: 75×75×16×2.0mm 4 Pcs L Flat angle plate: 40×40×12×2.0mm 4 Pcs L Flat angle: 60×60×12×2.0mm 4 Pcs Flat plate Connector: 80×15×2.0mm 4 Pcs Flat plate Connector: 40×15×2.0mm 144 Pcs screws: 3×16mm.

180 Pcs | Box | Steel

## 0307/1

### GLASS FUSE SET

Fast: 10 x 1A F1, 10 x 1.25A F1, 10 x 1.6A F1, 10 x 2A F1, 10 x 2.5A F1, 10 x 4A F1, 10 x 5A F1, 10 x 6.3A F1, 10 x 10A F1, time delay: 10 x 1A F1 T, 10 x 1.25A F1 T, 10 x 1.6A F1 T, 10 x 2A F1 T, 10 x 2.5A F1 T, 10 x 4A F1 T, 10 x 5A F1 T, 10 x 6.3A F1 T, 10 x 10A F1 T.

180 Pcs | Hangable

| | |
|---|---|
| **Dimensions** | 5 x 20 mm |

## 0307/2

### GLASS FUSE SET

Time delay: 10 Pcs 100mA T, 10 Pcs 160mA T, 10 Pcs 200mA T, 10 Pcs 250mA T, 10 Pcs 315mA T, 10 Pcs 400mA T, 10 Pcs 500mA T, 10 Pcs 630mA T, 10 Pcs 800mA T, fast: 10 Pcs100mA F, 10 Pcs 160mA F, 10 Pcs 200mA F, 10 Pcs 250mA F, 10 Pcs 315mA F, 10 Pcs 400mA F, 10 Pcs 500mA F, 10 Pcs 630mA F, 10 Pcs 800mA F.

180 Pcs | Hangable

| | |
|---|---|
| **Dimensions** | 5 x 20 mm |

## 0317

### CAR FUSE SET

3A 15 Pcs, 5A 15 Pcs, 7.5A 15 Pcs, 10A 15 Pcs, 15A 15 Pcs, 20A 15 Pcs, 25A 15 Pcs, 30A 15 Pcs, Fuse puller 1 Pc.

120 Pcs  Hangable

| | |
|---|---|
| **Dimensions** | 19,1 x 5,1 x 18,5 mm |

## 0318

### CAR FUSE SET

2 AMP × 10 pz; 3 AMP × 10 pz; 4 AMP × 10 pz; 5 AMP × 10 pz; 7.5 AMP × 20 pz; 10 AMP × 10 pz; 15 AMP × 20 pz; 20 AMP × 20 pz; 25 AMP × 20 pz; 30 AMP × 10 pz; Fuse Puller × 1.

141 Pcs  Hangable

| | |
|---|---|
| **Dimensions** | 10,9 x 3,6 x 16,3 mm |

## 0293

### INSULATED TERMINAL SET

15 Pcs FDD1-110 2.8x0.5/0.8 mm; 15 Pcs FDD1-187 4.75x0.5/0.8 mm; 10 Pcs FDD2-187 6.35x0.5/0.8 mm; 15 Pcs FDD1-250 4.75x0.5/0.8 mm; 10 Pcs FDD2-250 6.35x0.8 mm; 10 Pcs FDD5-250 6.35x0.8 mm; 10 Pcs BV1; 10 Pcs BV2; 10 Pz BV5; 10 Pcs MDD1-250; 10 Pcs MDD2-250; 10 Pcs MDD5-250; 10 Pcs SVL1.25-3.7; 10 Pcs SVL1.25-4; 10 Pcs SVL1.25-5.3; 10 Pcs SVM2-4; 10Pcs SVS2-5; 10 Pcs SVL5-4; 10 Pcs SVL5.5-4.

200 Pcs  Box

## 0877

### END TERMINAL SET

50 Pcs 0.5mm^2; 100 Pcs 0.75mm^2; 100 Pcs 1.0 mm^2; 100 Pcs 1.5 mm^2; 50 Pcs 2.5 mm^2.

400 Pcs  Box

| | |
|---|---|
| **White end** | 100 x 0,5 mm² |
| **Grey end** | 100 x 0,75 mm² |
| **Red end** | 50 x 1 mm² |
| **Black end** | 100 x 1,5 mm² |
| **Blue end** | 50 x 2,5 mm² |

## 0380

### PVC SHRINKABLE TUBE ASSORTMENT

30 Pcs 5/64"x1-9/16"; 25 Pcs 3/32"x1-9/16"; 20 Pcs 1/8"x1-9/16"; 30 Pcs 3/16"x1-9/16"; 16 Pcs 9/32"x3-1/8"; 8 Pcs 3/8"x3-1/8"; 8 Pcs 1/2"x3-3/8".

127 Pcs  Box

## 0176

### GREASE FITTING SET

Pcs. 35 straight M6x1; Pcs. 15 Straight 1/8"-27; Pcs. 5 45° 1/8"-27; Pcs. 5 45° M6x1; Pcs. 10 45° M8x1; Pcs. 5 45° M10x1; Pcs. 10 Straight M10x1; Pcs. 10 Straight M8x1; Pcs. 5 90° M6x1; Pcs. 5 90° M8x1; Pcs. 5 90° M10x1.

110 Pcs  Box

## SR44W

### BATTERIES FOR DIGITAL INSTRUMENTS

Hangable

| | |
|---|---|
| **Voltage** | 1,5 V |
| **Pack** | 10 |

## CR20X

### BATTERIES FOR DIGITAL INSTRUMENTS

| Art. | Voltage | Pack |
|---|---|---|
| CR2025 | 3 V | 10 |
| CR2032 | 3 V | 10 |

## 0678

### *POLYURETHANE FOAM GUN*

Mount and foam adjustment.

Box

| | |
|---|---|
| **Length** | 290 mm |

## 0085

### *9" HEAVY DUTY CAULKING GUN*

Nickel plated

## 0521

### *9" HEAVY DUTY CAULKING GUN*

Nickel plated

## 0234

### *9" REINFORCED CAUL KING GUN SKELETON TYPE EXAGONAL ROD*



Steel

## 0091

### *9" RATCHET CAUL KING GUN BARREL TYPE*

## 0861

### *9" EPOXY SEAL CAUL KING GUN*

Nickel plated

## 0819-

### *BRICKLAYING TROWELS ROUND NOSE*

Steel

| Art. | Length |
|---|---|
| 0819/18 | 180 mm |
| 0819/20 | 200 mm |

## 0820-

### *SQUARE TROWELS*

Steel

| Art. | Length |
|---|---|
| 0820/18 | 180 mm |
| 0820/20 | 200 mm |

## 0822

### *PLASTERING TROWEL WITH ABS HANDLE*

Steel

| | |
|---|---|
| Length | 280 x 120 mm |

## 0823

### *NOTCHED TROWEL WITH ABS HANDLE*

Steel

| | |
|---|---|
| Length | 280 x 120 mm |

## 0184-

### *PUTTY KNIFE WITH CLIPPED PLASTIC HANDLE MIRROR POLISH*

INOX

| Art. | Blade dimensions |
|---|---|
| 0184/01 | 30 x 90h mm |
| 0184/02 | 50 x 85h mm |
| 0184/03 | 75 x 100h mm |
| 0184/04 | 100 x 100h mm |

## 0606

### *POLYETHYLENE BUCKET*

| | |
|---|---|
| Dimensions | Ø 360 x 240h mm |
| Capacity | 14 l |

## 0043
### *RED AND WHITE SIGNAL TAPE*

| | |
|---|---|
| Length | 200 m |
| Height | 70 mm |

## 0103
### *TAPE FILM DISPENSER*

Box

## 0747
### *PPL TAPE HAVANA COLOR*

| | |
|---|---|
| Belt dimensions | 50 mm x 66 m |
| Pack | 6 |

## 0760
### *STRETCH FILM HANDLE DISPENSER*

## PVC300/125
### *PPL FILM*

| | |
|---|---|
| Dimensions | 0,125h x 100 m |
| Thickness | 20 µm |
| Pack | 48 |

## 0748
### *PPL FILM HANDLE DISPENSERS*



## PVC300
### *PPL FILM*

| | |
|---|---|
| Dimensions | 0,5h x 300 m |
| Thickness | 23 µm |
| Pack | 6 |

## 028X
### *POLYETHYLENE PROTECTION COVER SHEET, TWO-COLOUR GRAY/BLUE*

Protected to uv rays, woven polyethylene tarpaulin 140/150 g/m2, eyelets every 50cm.

| Art. | Dimensions | Net weight |
|---|---|---|
| 0281 | 2,86 x 1,90 m | 0,9 kg |
| 0282 | 4 x 5 m | 2,8 kg |
| 0283 | 5 x 8 m | 5,6 kg |
| 0284 | 6 x 10 m | 8 kg |

## C960/AM01

### *TOOL ROLLING CABINET WITH AUTOMOTIVE TOOLS*



142 Pcs

| | |
|---|---|
| Included foam trays | TM01/047, TM01/048, TM01/049 |
| Dimensions | 770 x 460 x 985h mm |
| Drawer dimensions | 566 x 405 mm |
| Drawers height | 6 x 68 mm - 1 x 199 mm |
| Drawer capacity | 6 x 25 kg - 1 x 40 kg |

## C960/CC01

### *TOOL ROLLING CABINET WITH TOOLS*



159 Pcs

| | |
|---|---|
| Included foam trays | TM01/002, TM01/010, TM01/012, TM01/014, TM01/016,TM01/018, TM01/023, TM01/025, TM01/030, TM01/033, TM01/042 |
| Dimensions | 770 x 460 x 985h mm |
| Drawer dimensions | 566 x 405 mm |
| Drawers height | 6 x 68 mm - 1 x 199 mm |
| Drawer capacity | 6 x 25 kg - 1 x 40 kg |

## C960/CC03

*TOOL ROLLING CABINET WITH TOOLS*

253 Pcs

| | |
|---|---|
| Included foam trays | TM01/068, TM01/069, TM01/070 |
| Dimensions | 770 x 460 x 985h mm |
| Drawer dimensions | 566 x 405 mm |
| Drawers height | 6 x 68 mm - 1 x 199 mm |
| Drawer capacity | 6 x 25 kg - 1 x 40 kg |

## C960/CC04

*TOOL ROLLING CABINET WITH TOOLS*

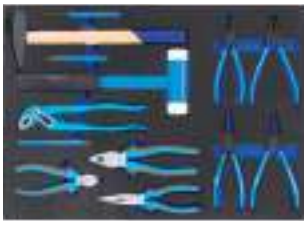

219 Pcs

| | |
|---|---|
| Included foam trays | TM01/058, TM01/063, TM01/064, TM01/061 |
| Dimensions | 770 x 460 x 985h mm |
| Drawer dimensions | 566 x 405 mm |
| Drawers height | 6 x 68 mm - 1 x 199 mm |
| Drawer capacity | 6 x 25 kg - 1 x 40 kg |

## C960CA

### *TOOL ROLLING CABINET WITH TOOLS*

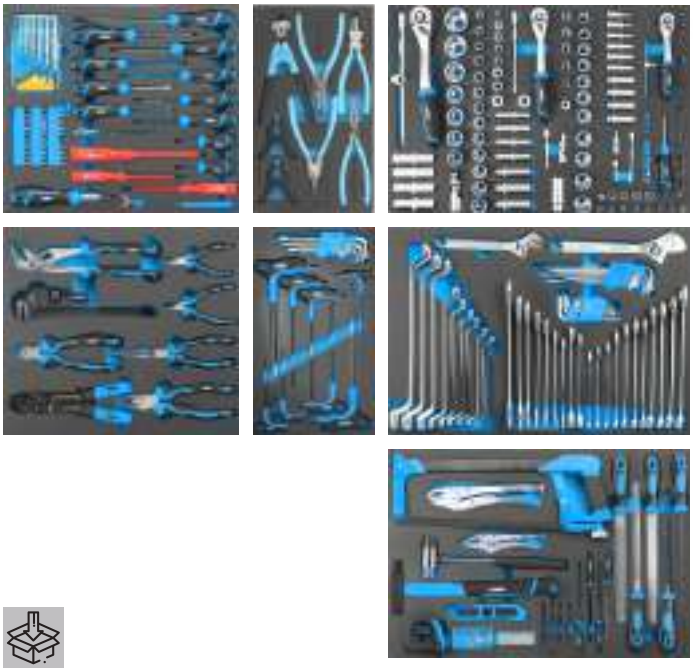

290 Pcs

| | |
|---|---|
| **Included foam trays** | C960/1A, C960/2A, C960/3A, C960/4A, C960/5A, C960/7A, C960/8A |
| **Dimensions** | 770 x 460 x 985h mm |
| **Drawer dimensions** | 566 x 405 mm |
| **Drawers height** | 6 x 68 mm - 1 x 199 mm |
| **Drawer capacity** | 6 x25 kg - 1 x 40 kg |

## C960C3C

### *TOOL ROLLING CABINET WITH TOOLS*



235 Pcs

| | |
|---|---|
| **Included foam trays** | C960/1A, C960/3A, C960/4A |
| **Dimensions** | 770 x 460 x 985h mm |
| **Drawer dimensions** | 566 x 405 mm |
| **Drawers height** | 6 x 68 mm - 1 x 199 mm |
| **Drawer capacity** | 6 x 25 kg - 1 x 40 kg |

## C900/CC01

### *TOOL ROLLING CABINET WITH TOOLS*

113 Pcs

| | |
|---|---|
| Included foam trays | TM01/001, TM01/012, TM01/014, TM01/020, TM01/022, TM01/024, TM01/042 |
| Tool cabinet size | 744 x 461 x 964h mm |
| Drawer dimensions | 569 x 406 mm |
| Drawers height | 4 x 45 mm - 1 x 145 mm - 1 x 225 mm |
| Drawer capacity | 25 kg |

## C900/CC03

### *TOOL ROLLING CABINET WITH TOOLS*

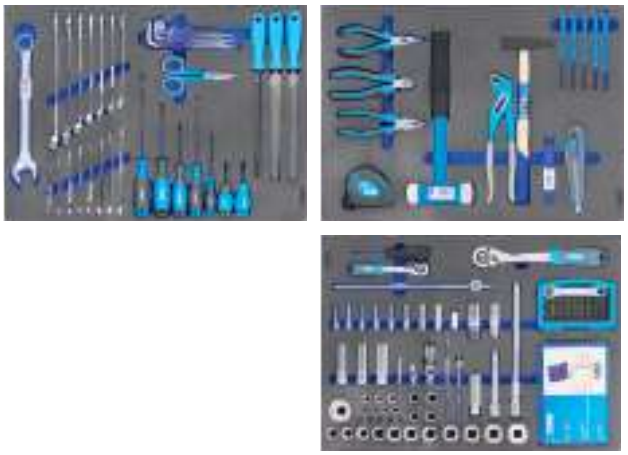

253 Pcs

| | |
|---|---|
| Included foam trays | TM01/068, TM01/069, TM01/070 |
| Dimensions | 744 x 461 x 964h mm |
| Drawer dimensions | 569 x 406 mm |
| Drawers height | 4 x 45 mm - 1 x 145 mm - 1 x 225 mm |
| Drawer capacity | 25 kg |

## C900/CC04

### *TOOL ROLLING CABINET WITH TOOLS*

219 Pcs

| | |
|---|---|
| Included foam trays | TM01/058, TM01/063, TM01/064, TM01/061 |
| Dimensions | 744 x 461 x 964h mm |
| Drawer dimensions | 569 x 406 mm |
| Drawers height | 4 x 45 mm - 1 x 145 mm - 1 x 225 mm |
| Drawer capacity | 25 kg |

## C900CA

### *TOOL ROLLING CABINET WITH TOOLS*



290 Pcs

| | |
|---|---|
| Included foam trays | C960/1A, C960/2A, C960/3A, C960/4A, C960/5A, C960/7A, C960/8A |
| Dimensions | 744 x 461 x 964h mm |
| Drawer dimensions | 569 x 406 mm |
| Drawers height | 4 x 70 mm - 1 x 145 mm - 1 x 225 mm |
| Drawer capacity | 25 kg |

## C900C3C

*TOOL ROLLING CABINET WITH TOOLS*



235 Pcs

| | |
|---|---|
| Included foam trays | C960/1A, C960/3A, C960/4A |
| Dimensions | 744 x 461 x 964h mm |
| Drawer dimensions | 569 x 406 mm |
| Drawers height | 4 x 70 mm - 1 x 145 mm - 1 x 225 mm |
| Drawer capacity | 25 kg |

**SCAN THE DEDICATED QRCODE AND DISCOVER THE DETAILED CONTENT!**

## C960/1A
*TOOLS IN FOAM TRAY FOR ROLLING CABINETS*



122 pcs | Cr-V | Chromed

| | |
|---|---|
| Dimensions | 570 x 390 x 35 mm |

## C960/2A
*TOOLS IN FOAM TRAY FOR ROLLING CABINETS*

23 pcs | Cr-V

| | |
|---|---|
| Dimensions | 570 x 390 x 35 mm |

## C960/3A
*TOOLS IN FOAM TRAY FOR ROLLING CABINETS*

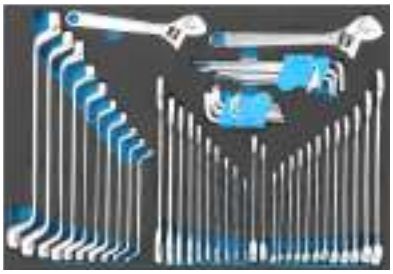

54 pcs | Cr-V | Chromed

| | |
|---|---|
| Dimensions | 570 x 390 x 35 mm |

## C960/4A
*TOOLS IN FOAM TRAY FOR ROLLING CABINETS*

60 pcs | Cr-V

| | |
|---|---|
| Dimensions | 405 x 390 x 35 mm |

## C960/5A
*TOOLS IN FOAM TRAY FOR ROLLING CABINETS*

8 pcs | Cr-V | Chromed

| | |
|---|---|
| Dimensions | 405 x 390 x 35 mm |

## C960/7A
*TOOLS IN FOAM TRAY FOR ROLLING CABINETS*

17 pcs | Cr-V | Chromed

| | |
|---|---|
| Dimensions | 405 x 240 x 35 mm |

## C960/8A
*TOOLS IN FOAM TRAY FOR ROLLING CABINETS*

7 pcs | Cr-V

| | |
|---|---|
| Dimensions | 405 x 240 x 35 mm |

## TM01/001
*COMBINATION SPANNER SET IN FOAM TRAY*

Cr-V
17 Pcs
Chromed

| | |
|---|---|
| Dimensions | 188 x 405 x 33 mm |

## TM01/002
*COMBINATION SPANNER SET IN FOAM TRAY*

Cr-V
17 Pcs
Chromed

| | |
|---|---|
| Dimensions | 188 x 405 x 33 mm |

## TM01/005
*OPEN END WRENCHES SET IN FOAM TRAY*

Cr-V
12 Pcs
Satin

| | |
|---|---|
| Dimensions | 376 x 405 x 33 mm |

## TM01/006
*OPEN END WRENCHES SET IN FOAM TRAY*

Cr-V
12 Pcs
Chromed

| | |
|---|---|
| Dimensions | 376 x 405 x 33 mm |

## TM01/056
*FOAM TRAY WITH ART. 0690 RATCHET SPANNER SET 8-19MM*

Cr-V
12 Pcs
Chromed
5°
72 teeth

| | |
|---|---|
| Dimensions | 188 x 405 x 33 mm |

## TM01/008
*MALE T-HANDLE HEX WRENCH SET IN FOAM TRAY*

Cr-V
11 Pcs
Chromed

| | |
|---|---|
| Dimensions | 376 x 405 x 33 mm |

## TM01/009
*MALE T-HANDLE TORX WRENCH SET IN FOAM TRAY*

Cr-V
13 Pcs
Chromed

| | |
|---|---|
| Dimensions | 188 x 405 x 33 mm |

## TM01/010
*T HANDLE MAGNETIC SWIVEL HEX SOCKET SET IN FOAM TRAY*

Cr-V
26 Pcs
Chromed

| | |
|---|---|
| Dimensions | 565 x 405 x 33 mm |

## TM01/011

*T HANDLE MAGNETIC SWIVEL HEX SOCKET SET IN FOAM TRAY*

Cr-V

26 Pcs

Satin

| | |
|---|---|
| Dimensions | 565 x 405 x 33 mm |

## TM01/012

*TWO WAY HEX KEY WITH ANATOMIC PLASTIC HANDLE SET IN FOAM TRAY*



Cr-V

6 Pcs

Chromed

| | |
|---|---|
| Dimensions | 188 x 405 x 33 mm |

## TM01/014

*TWO WAY TORX KEY WITH ANATOMIC PLASTIC HANDLE SET IN FOAM TRAY*

Cr-V

6 Pcs

Chromed

| | |
|---|---|
| Dimensions | 188 x 405 x 33 mm |

## TM01/063

*TOOLS SERIES FOR AUTOMOTIVE IN FOAM TRAY*

18

| | |
|---|---|
| Dimensions | 565 x 405 x 33 mm |

## TM01/068

*TOOLS SERIES FOR AUTOMOTIVE IN FOAM TRAY*

Cr-V

36

| | |
|---|---|
| Dimensions | 565 x 405 x 33 mm |

## TM01/016

*FLAT SCREWDRIVER SET IN FOAM TRAY*

Cr-V

8 Pcs

Chromed

| | |
|---|---|
| Dimensions | 188 x 405 x 33 mm |

## TM01/018

*CROSSTIP SCREWDRIVER SET IN FOAM TRAY*

Cr-V

8 Pcs

Chromed

| | |
|---|---|
| Dimensions | 188 x 405 x 33 mm |

## TM01/020

*MIXED SCREWDRIVER SET IN FOAM TRAY*

Cr-V

8 Pcs

Chromed

| | |
|---|---|
| Dimensions | 188 x 405 x 33 mm |

## TM01/044
### *FLAT SCREWDRIVER SET WITH DIAMOND TIP IN FOAM TRAY*

Mo-V

8 Pcs | Diamond coated

| | |
|---|---|
| **Dimensions** | 188 x 405 x 33 mm |

## TM01/045
### *CROSSTIP SCREWDRIVER SET WITH DIAMOND TIP IN FOAM TRAY*

Mo-V

8 Pcs | Diamond coated

| | |
|---|---|
| **Dimensions** | 188 x 405 x 33 mm |

## TM01/046
### *MIXED SCREWDRIVER SET WITH DIAMOND TIP IN FOAM TRAY*

Mo-V

8 Pcs | Diamond coated

| | |
|---|---|
| **Dimensions** | 188 x 405 x 33 mm |

## TM01/070
### *TOOLS SERIES FOR AUTOMOTIVE IN FOAM TRAY*

Cr-V

194

| | |
|---|---|
| **Dimensions** | 565 x 405 x 33 mm |

## TM01/022
### *HEXAGONAL HAND SOCKET SET IN FOAM TRAY*

Cr-V

30 Pcs | Chromed | 1/2"

| | |
|---|---|
| **Dimensions** | 188 x 405 x 33 mm |

## TM01/023
### *BI-HEXAGONAL HAND SOCKET SET IN FOAM TRAY*

Cr-V

30 Pcs | Chromed | 1/2"

| | |
|---|---|
| **Dimensions** | 188 x 405 x 33 mm |

## TM01/024
### *HEXAGONAL HAND SOCKET SET IN FOAM TRAY*

Cr-V

42 Pcs | Chromed | 1/4" | 3/8"

| | |
|---|---|
| **Dimensions** | 188 x 405 x 33 mm |

## TM01/025
### *BI-HEXAGONAL HAND SOCKET SET IN FOAM TRAY*

Cr-V

42 Pcs | Chromed | 1/4" | 3/8"

| | |
|---|---|
| **Dimensions** | 188 x 405 x 33 mm |

## TM01/026
### *INSULATED SCREWDRIVER SET IN FOAM TRAY*

Mo-V

8 Pcs

| | |
|---|---|
| Dimensions | 188 x 405 x 33 mm |

## TM01/027
### *NUT DRIVER SET IN FOAM TRAY*

Cr-V

7 Pcs

Chromed

| | |
|---|---|
| Dimensions | 188 x 405 x 33 mm |

## TM01/028
### *NUT DRIVER SET IN FOAM TRAY*

Cr-V

7 Pcs

Chromed

| | |
|---|---|
| Dimensions | 188 x 405 x 33 mm |

## TM01/029
### *FLEXIBLE NUT DRIVER SET IN FOAM TRAY*

Cr-V

7 Pcs

Chromed

| | |
|---|---|
| Dimensions | 188 x 405 x 33 mm |

## TM01/030
### *RING SPANNER SET IN FOAM TRAY*

Cr-V

8 Pcs

Chromed

| | |
|---|---|
| Dimensions | 188 x 405 x 33 mm |

## TM01/031
### *RING SPANNER SET IN FOAM TRAY*

Cr-V

4 Pcs

Chromed

| | |
|---|---|
| Dimensions | 188 x 405 x 33 mm |

## TM01/032
### *COMBINATION SPANNER SET IN FOAM TRAY*

Cr-V

4 Pcs

Chromed

| | |
|---|---|
| Dimensions | 188 x 405 x 33 mm |

## TM01/033
### *COMBINATION SPANNER SET IN FOAM TRAY*

Cr-V

4 Pcs

Chromed

| | |
|---|---|
| Dimensions | 188 x 405 x 33 mm |

## TM01/035

### *HEXAGONAL TUBULAR SOCKET AND FLARE NUT WRENCH SET IN FOAM TRAY*

Cr-V

16 Pcs

Chromed

| | |
|---|---|
| **Dimensions** | 188 x 405 x 33 mm |

## TM01/036

### *HEXAGONAL TUBULAR SOCKET AND FLARE NUT WRENCH SET IN FOAM TRAY*

Cr-V

17 Pcs

Chromed

| | |
|---|---|
| **Dimensions** | 188 x 405 x 33 mm |

## TM01/069

### *TOOLS SERIES FOR AUTOMOTIVE IN FOAM TRAY*

23 pcs

| | |
|---|---|
| **Dimensions** | 565 x 405 x 33 mm |

## TM01/037

### *DRIFT PIN SET IN FOAM TRAY*

Cr-Mo

7 Pcs

Chromed

| | |
|---|---|
| **Dimensions** | 188 x 405 x 33 mm |

## TM01/038

### *DRIFT PIN SET WITH HAMMER IN FOAM TRAY*

Cr-Mo

12 Pcs

Chromed

| | |
|---|---|
| **Dimensions** | 188 x 405 x 33 mm |

## TM01/064

### *TOOLS SERIES FOR AUTOMOTIVE IN FOAM TRAY*



13 pcs

| | |
|---|---|
| **Dimensions** | 565 x 405 x 33 mm |

## TM01/042

### *PLIER SET IN FOAM TRAY*

Cr-V

4 Pcs

Chromed

| | |
|---|---|
| **Dimensions** | 188 x 405 x 33 mm |

## TM01/043

### *HEXAGONAL IMPACT SOCKET SET IN FOAM TRAY*

Cr-Mo

16 Pcs

1/2"

| | |
|---|---|
| **Dimensions** | 188 x 405 x 33 mm |

## TM01/047

*TOOLS SERIES FOR AUTOMOTIVE IN FOAM TRAY*

Cr-V

43 pcs

Chromed

| | |
|---|---|
| Dimensions | 565 x 405 x 33 mm |

## TM01/048

*TOOLS SERIES FOR AUTOMOTIVE IN FOAM TRAY*

Cr-V

12 pcs

Chromed

| | |
|---|---|
| Dimensions | 565 x 405 x 33 mm |

## TM01/049

*TOOLS SERIES FOR AUTOMOTIVE IN FOAM TRAY*

Cr-V

83 pcs

Chromed

| | |
|---|---|
| Dimensions | 565 x 405 x 33 mm |

## TM01/052

*PNEUMATIC SERIES FOR AUTOMOTIVE IN FOAM TRAY*

19 Pcs

| | |
|---|---|
| Dimensions | 565 x 405 x 33 mm |

## TM01/054

*EMPTY FOAM TRAY FOR A007/16 CABINET*

| | |
|---|---|
| External Dimensions | 155 x 405 x 33 mm |
| Internal dimensions | 2: 103 x 166 x 25 mm |

## TM01/055

*EMPTY FOAM TRAY FOR A007/16 CABINET*

| | |
|---|---|
| External Dimensions | 155 x 405 x 33 mm |
| Internal dimensions | 3: 103 x 104 x 25 mm |

## TM01/100

*EMPTY FOAM TRAY FOR SMALL ITEMS*

| | |
|---|---|
| Dimensions | 188 x 405 x 33 mm |

## TM01/110

*EMPTY FOAM TRAY FOR SMALL ITEMS*

| | |
|---|---|
| Dimensions | 376 x 405 x 33 mm |

## TM01/120

*EMPTY FOAM TRAY FOR SMALL ITEMS*

| | |
|---|---|
| Dimensions | 564 x 405 x 33 mm |

## 0105T

### *TOOL TROLLEY WITH ACCESSORIES*

162 Pcs | Box | Cr-V

| | |
|---|---|
| Hex keys | 1,5 - 2 - 2,5 - 3 - 4 - 5 - 6 - 8 - 10 mm |
| Screwdrivers | (-) 5 x 75 - 6 x 100 mm - (+) 1 x 75 - 2 x 100 mm |
| Electric tester | 100 ÷ 250 V |
| Precision screwdrivers | (-) 2 x 140 - 2,4 x 140 - 3 x 140 - (+) 00 x 140 mm - 0 x 140 mm |
| Pliers | 160 mm |
| Adjustable wrench | 200 mm |
| Diagonal cutting nippers | 160 mm |
| Long nose pliers | 160 mm |
| Tower pincers | 220 mm |
| Multipurpose scissors | 175 mm |
| Punches and chisel | 5 Pcs |
| Snap ring pliers with 4 heads | 4 Pcs |
| Water pump pliers | 240 mm |
| Combination spanner | 8-10-11-12-13-15-17-19-21 mm |
| 1/4" Dr. sockets | 4-4,5-5-5,5-6-7-8-9-10-11-12-13-14 mm |
| 1/2" Dr. sockets | 12-13-14-15-16-17-18-19-21-24-27-30-32 mm |
| Sliding T-bar | 1/4" |
| Universal joint | 1/4" - 1/2" |
| 1/4" Dr. socket-bars | 50 mm - 100 mm |
| 1/2" Dr. socket-bars | 125 mm - 250 mm |

| | |
|---|---|
| 3 way joint | 1 Pc |
| Spark plug sockets sizes | 16 mm - 21 mm |
| Ratchet handles | 1/4" - 1/2" |
| File | 200 mm |
| German hammer | 300 g |
| Precision tape | 5 m |
| Mini hacksaw | 1 Pc |
| Blade | 3 Pcs |
| Aluminum flashlight | 1 Pc |
| Crimping pliers | 200 mm |
| Terminals | 35 Pcs |
| Utility knife | 1 Pc |
| Level | 300 mm |
| Vernier caliper | 150 mm |
| Magnetic bit holder | 1 Pc |
| Bits | 30 - 1/4" |
| Ratchet bit handle | 1 Pc |
| Male adapter 1/4" Dr. and 1/4" hex | 1 Pc |
| Case size | 470 x 350 x 135 mm |
| Net weight | 12 kg |

## 0110T

### *TOOL TROLLEY WITH ACCESSORIES*

135 Pcs | Box | Cr-V

| | |
|---|---|
| Hex keys | 1,5 - 2 - 2,5 - 3 - 4 - 5 - 6 - 8 mm |
| Screwdrivers | (-) 3 x 75 - 5 x 75 - 6 x 100 - 8 x 150 mm - (+) 0 x 75 - 1 x 75 |
| Precision screwdrivers | (-) 2,4 x 140 - (+) 00 x 140 mm - 0 x 140 mm |
| Pliers | 180 mm |
| Slip joint pliers | 150 mm |
| Diagonal cutting nippers | 115 mm |
| Long nose pliers | 150 mm |
| Wire stripper plier | 160 mm |
| Scissors | 200 mm |
| Water pump pliers | 240 mm |
| Combination spanner | 6-8-10-13-14-15-17-19 mm |
| 1/4" Dr. sockets | 4-5-6-7-8-9-10-11-12-13-14 mm |
| 1/2" Dr. sockets | 8-9-10-11-12-13-14-15-16-17-18-19-20-21-22 mm |
| Sliding T-bar | 1/4" |
| Universal joint | 1/4" - 1/2" |
| 1/4" Dr. socket-bars | 100 mm |
| 1/2" Dr. socket-bars | 250 mm |
| 3 way joint | 1 Pc |

| | |
|---|---|
| Spark plug sockets sizes | 16 mm - 21 mm |
| Ratchet handles | 1/4" - 1/2" |
| Flexible bar | 1/4" - 145 mm |
| Bits holder socket | 1/4" |
| German hammer | 300 g |
| Precision tape | 5 m |
| Mini hacksaw | 1 Pc |
| Terminals | 20 Pcs |
| Utility knife | 1 Pc |
| Blade | 5 Pcs |
| Level | 300 mm |
| Socket handle | 1/4" |
| Magnetic bit holder | 1/4" |
| Bits | 30 - 1/4" |
| Male adapter 1/4" Dr. and 1/4" hex | 1 Pc |
| Case size | 470 x 350 x 135 mm |
| Net weight | 10 kg |

## 0105

### *TOOL BOX WITH ACCESSORIES*

162 Pcs | Box | Cr-V

| | |
|---|---|
| Hex keys | 1,5 - 2 - 2,5 - 3 - 4 - 5 - 6 - 8 - 10 mm |
| Screwdrivers | (-) 5 x 75 - 6 x 100 mm - (+) 1 x 75 - 2 x 100 mm |
| Electric tester | 100 ÷ 250 V |
| Precision screwdrivers | (-) 2 x 140 - 2,4 x 140 - 3 x 140 - (+) 00 x 140 mm - 0 x 140 mm |
| Pliers | 160 mm |
| Adjustable wrench | 200 mm |
| Diagonal cutting nippers | 160 mm |
| Long nose pliers | 160 mm |
| Tower pincers | 220 mm |
| Multipurpose scissors | 175 mm |
| Punches and chisel | 5 Pcs |
| Snap ring pliers with 4 heads | 4 Pcs |
| Water pump pliers | 240 mm |
| Combination spanner | 8-10-11-12-13-15-17-19-21 mm |
| 1/4" Dr. sockets | 4-4,5-5-5,5-6-7-8-9-10-11-12-13-14 mm |
| 1/2" Dr. sockets | 12-13-14-15-16-17-18-19-21-24-27-30-32 mm |
| Sliding T-bar | 1/4" |
| Universal joint | 1/4" - 1/2" |
| 1/4" Dr. socket-bars | 50 mm - 100 mm |
| 1/2" Dr. socket-bars | 125 mm - 250 mm |

| | |
|---|---|
| 3 way joint | 1 Pc |
| Spark plug sockets sizes | 16 mm - 21 mm |
| Ratchet handles | 1/4" - 1/2" |
| File | 200 mm |
| German hammer | 300 g |
| Precision tape | 5 m |
| Mini hacksaw | 1 Pc |
| Blade | 3 Pcs |
| Aluminum flashlight | 1 Pc |
| Crimping pliers | 200 mm |
| Terminals | 35 Pcs |
| Utility knife | 1 Pc |
| Level | 300 mm |
| Vernier caliper | 150 mm |
| Magnetic bit holder | 1 Pc |
| Bits | 30 - 1/4" |
| Ratchet bit handle | 1 Pc |
| Male adapter 1/4" Dr. and 1/4" hex | 1 Pc |
| Case size | 470 x 350 x 135 mm |
| Net weight | 11,5 kg |

## 0110

### *TOOL BOX WITH ACCESSORIES*

135 Pcs | Box | Cr-V

| | |
|---|---|
| Hex keys | 1,5 - 2 - 2,5 - 3 - 4 - 5 - 6 - 8 mm |
| Screwdrivers | (-) 3 x 75 - 5 x 75 - 6 x 100 - 8 x 150 mm - (+) 0 x 75 - 1 x 75 - 2 x 100 3 x 100 mm |
| Precision screwdrivers | (-) 2,4 x 140 - (+) 00 x 140 mm - 0 x 140 mm |
| Pliers | 180 mm |
| Slip joint pliers | 150 mm |
| Diagonal cutting nippers | 115 mm |
| Long nose pliers | 150 mm |
| Wire stripper plier | 160 mm |
| Scissors | 200 mm |
| Water pump pliers | 240 mm |
| Combination spanner | 6-8-10-13-14-15-17-19 mm |
| 1/4" Dr. sockets | 4-5-6-7-8-9-10-11-12-13-14 mm |
| 1/2" Dr. sockets | 8-9-10-11-12-13-14-15-16-17-18-19-20-21-22 mm |
| Sliding T-bar | 1/4" |
| Universal joint | 1/4" - 1/2" |
| 1/4" Dr. socket-bars | 100 mm |
| 1/2" Dr. socket-bars | 250 mm |

| | |
|---|---|
| 3 way joint | 1 Pc |
| Spark plug sockets sizes | 16 mm - 21 mm |
| Ratchet handles | 1/4" - 1/2" |
| Flexible bar | 1/4" - 145 mm |
| Bits holder socket | 1/4" |
| German hammer | 300 g |
| Precision tape | 5 m |
| Mini hacksaw | 1 Pc |
| Terminals | 20 |
| Utility knife | 1 Pc |
| Blade | 5 Pcs |
| Level | 300 mm |
| Socket handle | 1/4" |
| Magnetic bit holder | 1/4" |
| Bits | 30 - 1/4" |
| Male adapter 1/4" Dr. and 1/4" hex | 1 Pc |
| Case size | 470 x 350 x 135 mm |
| Net weight | 9,5 kg |

## 0171

NEW

### *TOOL BOX WITH ACCESSORIES*

95 Pcs | Box | Cr-V

| | |
|---|---|
| Hex keys | 1,5 - 2 - 2,5 - 3 - 4 - 5 - 6 - 8 - 10 mm |
| Screwdrivers | (-) 5x75 - 6x100 mm (+) 1x75 - 2x100 mm |
| Water pump pliers | 250 mm |
| Multipurpose scissors | 170 mm |
| Long round nose pliers | 150 mm |
| Combination plier | 170 mm |
| Diagonal cutting nippers | 150 mm |
| 1/4" Dr. sockets | 4-5-6-7-8-9-10-11-12-13-14 mm |
| 1/2" Dr. sockets | 10-12-13-15-17-18-19-20-22-24-27-30-32 mm |
| 1\2" Dr. spark plug sockets | 16-21 mm |
| Hammer | 300 g |
| Ratchet gear wrenches | 1/2" - 1/4" |
| Spinner handle | 1/4" |
| Bits | 31 - 1/4" |
| Socket | 1/2" F > 3/8" M |
| Combination spanner | 8-10-11-12-13-15-17-19 mm |
| Sliding T-bar | 1/4" |
| Joints | 1/2" - 1/4" |
| 1/2" Dr. socket-bars | 250 mm |
| 1/4" Dr. socket-bars | 100 mm |
| Male adapter 1/4" Dr. and 1/4" hex | 1 Pc |
| Plastic case size | 470 x 330 x 100h mm |
| Net weight | 16,0 kg |

## 0399

### *TOOL BOX WITH TOOLS AND ACCESSORIES*

Durable case with ergonomic handle.

87 Pcs | Box | Cr-V

| | |
|---|---|
| Hex keys | 1,5 - 2 - 2,5 - 3 - 4 - 5 - 6 - 8 mm |
| Screwdrivers | (-) 5 x 75 - 6 x 100 mm - (+) 1 x 75 - 2 x 100 mm |
| Pliers | 150 mm |
| Adjustable wrench | 250 mm |
| Diagonal cutting nippers | 150 mm |
| Long nose pliers | 150 mm |
| Multipurpose scissors | 150 mm |
| Water pump pliers | 240 mm |
| Combination spanner | 8-10-11-12-13-14-15-17 mm |
| 1/4" Dr. sockets | 4-4,5-5-5,5-6-7-8-9-10-11-12-13-14 mm |
| 1/2" Dr. sockets | 10-13-14-15-16-17-19-21-22 mm |
| Sliding T-bar | 1/4" |
| Universal joint | 1/4" - 1/2" |
| 1/4" Dr. socket-bars | 50 mm - 100 mm |
| 1/2" Dr. socket-bars | 125 mm |
| Spark plug sockets sizes | 16 mm - 21 mm |
| Ratchet handles | 1/4" - 1/2" |
| German hammer | 300 g |
| Utility knife | 1 Pc |
| Magnetic bit holder | 1 Pc |
| Bits | 30 Pcs |
| Bit holder | 1/4" |
| Ratchet bit handle | 1 Pc |
| Male adapter 1/4" Dr. and 1/4" hex | 1 Pc |
| Case size | 450 x 360 x 120 mm |
| Net weight | 7 kg |

## 0434

### *TOOL BOX WITH TOOLS AND ACCESSORIES*

53 Pcs

Box

Cr-V

| | |
|---|---|
| Hex keys | 1,5 - 2 - 2,5 - 3 - 4 - 5 - 6 - 8 - 10 mm |
| Screwdrivers | (-) 5 x 75 - 6 x 100 mm - (+) 1 x 75 - 2 x 100 mm |
| Pliers | 150 mm |
| Adjustable wrench | 200 mm |
| Long nose pliers | 150 mm |
| Water pump pliers | 240 mm |
| Male adapter 1/4" Dr. and 1/4" hex | 1 Pc |
| German hammer | 300 g |
| Utility knife | 1 Pc |
| Magnetic bit holder | 1 Pc |
| Bits | 30 - 1/4" |
| Ratchet bit handle | 1 Pc |
| Precision tape | 5 m |
| Case size | 400 x 270 x 120 mm |
| Net weight | 3 kg |

## 0164

### *FABRIC TOOL CASE WITH TOOLS AND ACCESSORIES*

Functional ultra-resistant fabric briefcase with double top logo-embroidered handle and practical shoulder strap. Composed of 59 tools and accessories.

59 Pcs

Cr-V

| | |
|---|---|
| Water pump pliers | 250 mm |
| Hex keys | 1,5 - 2 - 2,5 - 3 - 4 - 5 - 6 - 8 - 10 mm |
| Combination plier | 180 mm |
| Scissors | 200 mm |
| Utility knife | 18 mm |
| Magnetic bit holder | 1 Pc |
| Bits | 30 - 1/4" |
| Ratchet bit handle | 1 Pc |
| German hammer | 300 g |
| Screwdrivers | (-) 3 x 75 - 5 x 100 mm - (+) 0 x 75 - 1 x 100 - 2 x 100 mm |
| Precision tape | 5 m |
| Combination spanner | 7 - 8 - 10 - 13 - 17 - 19 mm |

## 0172

NEW

### *HOME SUITCASE WITH TOOLS*

39 Pcs

Cr-V

| | |
|---|---|
| Hex keys | 1,5 - 2 - 2,5 - 3 - 4 - 5 - 5,5 - 6 mm |
| Slip joint pliers | 150 mm |
| Bits | 20 Pcs |
| Bit Holder | 1 Pc |
| Extension | 60 mm |
| Precision screwdrivers | (+) PH0, PH1, (-) SL2.4, SL3.0 |
| Utility knife | 1 Pc |
| Hammer | 230 g |
| Precision tape | 3 mt |
| Scissors | 200 mm |
| Plastic case size | 320 x 190 x 80 h mm |
| Net weight | 2,0 kg |

BRIDGESTONE
GELG
20 l
GELG

## POWER TOOLS


p. 515 Cordless powertools

p. 523 Wire powertools


## PNEUMATICS


p. 528 Staplers and brad nailers

p. 530 Air impact wrenches

p. 533 Air die grinders

p. 535 Air belt sander

p. 536 Air guns

p. 538 Spray guns

p. 541 Air hose reel


## SOLDERING IRONS, PAINT STRIPPERS AND HEAT GLUE GUNS


p. 542 Solderings

p. 543 Hot air guns

p. 544 Glue guns


## EQUIPMENT FOR LIQUIDS AND FLUIDS


p. 545 Oilers

p. 546 Greaser guns

p. 547 Spray

p. 550 Tanks

p. 550 Pressure sprayers

p. 551 Pumps


## HEATERS, LIGHTING AND LENSES


p. 553 Heaters

p. 554 LED Lights

p. 555 Lamps

p. 556 Magnifier lens

p. 556 Battery operated torches and lamps

p. 559 Powers sockets

# FERVI POWER TOOLS

**Designed to take your work experience to the next level - easier, faster and more efficient. Thanks to cutting-edge technologies and high-quality materials, they are designed to last over time and offer exceptional performance.**

## POWER

Our power tools are equipped with powerful motors that will allow you to tackle even the most demanding challenges with ease.

## MORE POWER

We have designed a wide range of tools to suit your specific needs, be it professional work, DIY or home maintenance. Our advanced technology ensures greater energy efficiency, thus helping to reduce energy consumption.

## EXTRA POWER

They are designed with your comfort in mind, with ergonomic handles and an intuitive design to reduce fatigue during use. Our range is built to resist wear and tear and ensure long life, so you can rely on them for many years to come.

**A complete range consisting of the battery-powered line with 20 V platform - F20VRange - and the wired one to meet your application needs.**

## FB36CS3AS-15M

NEW

### *CORDLESS SCREWDRIVER WITH BITS*

Supplied in a tin box, with 30 bits in a case. USB-C battery charger.

1/4" | Li-ion Battery | Automatic locking | Variable Torque | Reverse Attachment | Soft Grip

| | |
|---|---|
| Voltage | 3,6V |
| No-load speed | 200 min-1 |
| Battery | 1,5 Ah |
| Torque | 3 Nm |
| Shank | 1/4" |
| Drilling output steel | 3 mm |
| Drilling output wood | 5 mm |
| Max screw diameter | 4 mm |

## FB12CD3AS-22B

### *CORDLESS DRILL - SCREWDRIVER 12V*

Automatic spindle lock, Keyless self-tightening chuck, 21 clutch settings, Step speed selection, Electronic speed adjustment, Variable torque, 2 modes: screwdriving and drilling, Reverse rotation, Quick charge, Belt clip, Built-in LED light

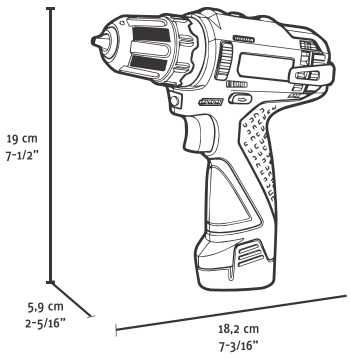

Carrying case | Brushless Motor | Electronic Speed | Keyless | Variable Torque | Speed Selector | 2 Functions

| | |
|---|---|
| No-load speed | 0-380 min-1 / 0-1250 min-1 |
| Chuck tightening range | 0,8 - 10 mm |
| Torque | 19 / 30 Nm |
| Drilling output steel | Max 10 mm |

| | |
|---|---|
| Drilling output wood | Max 28 mm |
| Max screw diameter | 6 mm |
| Battery | 2 x 2 Ah, 12 V |
| Battery charger | 2 A, 12 V |

# Platform F20V RANGE

## High performance brushless motor

## The right range in the right place

## Optimized battery cells

## FB20CD3AB-

### *CORDLESS DRILL - SCREWDRIVER 20V*

Brushless motor, Automatic spindle lock, Keyless self-tightening chuck, 21 clutch settings, Step speed selection, Electronic speed adjustment, Variable torque, 2 modes: screwdriving and drilling, Reverse rotation, Belt clip, Built-in LED light, Effective motor cooling system

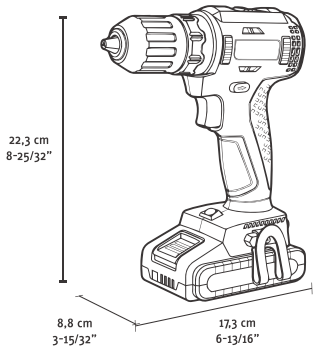


Configuration
FB20CD3AB-24B

Carrying case | Brushless Motor | Electronic Speed | 2 Functions | Variable Torque | Speed Selector | 2 Functions

| | |
|---|---|
| **No-load speed** | 0-420 min-1 / 0-1400 min-1 |
| **Chuck tightening range** | 2-13mm |
| **Torque** | 35/55Nm |
| **Drilling output steel** | Max 13 mm |
| **Drilling output wood** | Max 40 mm |
| **Max screw diameter** | 8mm |

| Art. | Battery | Battery charger |
|---|---|---|
| **FB20CD3AB-12B** | 1 x 2 Ah, 20 V | 2 A, 20 V |
| **FB20CD3AB-14B** | 1 x 4 Ah, 20 V | 4 A, 20 V |
| **FB20CD3AB-22B** | 2 x 2 Ah, 20 V | 2 A, 20 V |
| **FB20CD3AB-24B** | 2 x 4 Ah, 20 V | 4 A, 20 V |
| **FB20CD3AB-B** | Not included | Not included |

## FB20ID3AB-

### *IMPACT DRILL / SCREWDRIVER 20 V*

Brushless motor, Automatic spindle lock, Metal keyless self-tightening chuck, 1 clutch settings, Step speed selection, lectronic speed adjustment, Variable torque, 3 modes: screwdriving/drilling/impact drilling, Reverse rotation, Belt clip, Built-in LED light, Large air vents.

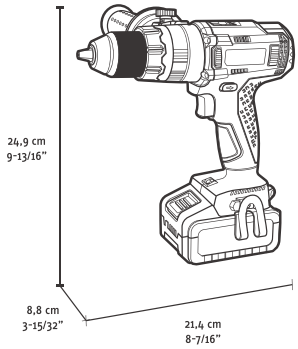


Configuration
FB20ID3AB-24B

Carrying case | Brushless Motor | Keyless | Speed Selector | Electronic Speed | Variable Torque | 3 Functions

| | |
|---|---|
| **No-load speed** | 0-550 min-1 / 0-2000 min-1 |
| **Impact rate** | 0-7500 min-1 / 0-30000 min-1 |
| **Chuck tightening range** | 1,5-13mm |
| **Torque** | 70/75Nm |
| **Drilling output concrete** | Max 16 mm |
| **Drilling output steel** | Max 13 mm |
| **Drilling output wood** | Max 40 mm |
| **Max screw diameter** | 10 mm |

| Art. | Battery | Battery charger |
|---|---|---|
| **FB20ID3AB-12B** | 1 x 2 Ah, 20 V | 2 A, 20 V |
| **FB20ID3AB-14B** | 1 x 4 Ah, 20 V | 4 A, 20 V |
| **FB20ID3AB-22B** | 2 x 2 Ah, 20 V | 2 A, 20 V |
| **FB20ID3AB-24B** | 2 x 4 Ah, 20 V | 4 A, 20 V |
| **FB20ID3AB-B** | Not included | Not included |

## FB20RH3AB-

### *HEAVY ROTARY HAMMER 20 V*

Brushless motor, SDS-Plus chuck, Rotation speed stabilization system at both an idle and under load, 3 modes: drilling/impact drilling/chiselling, Vario-lock mode, Anti-vibrations system, Safety clutch to prevent motor damages and overloads, Built-in LED light, Depth stop included

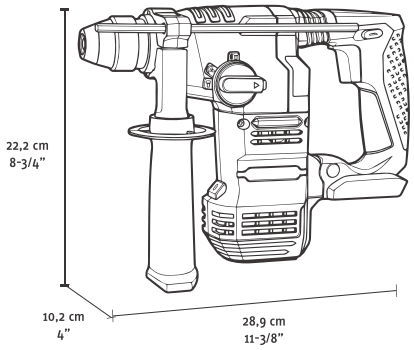

Configuration
FB20RH3AB-24B

Carrying case | Brushless Motor | Vario-Lock | Vibration Control | Safety Clutch | 3 Functions

| | |
|---|---|
| No-load speed | 0-1400 min-1 |
| Impact rate | 0-4500 min-1 |
| Percussion force | 2,3 J |
| Chuck sizes | SDS-Plus |
| Drilling output concrete | Max 18 mm |
| Drilling output steel | Max 13 mm |
| Drilling output wood | Max 20 mm |

| Art. | Battery | Battery charger |
|---|---|---|
| FB20RH3AB-24B | 2 x 4 Ah, 20 V | 4 A, 20 V |
| FB20RH3AB-B | Not included | Not included |

## FB20AG3AB-

### *ANGLE GRINDER 125MM 20V*

Brushless motor, Soft start for increased safety of use, Restart protection, Two-position on/off switch with locking system, Safety clutch to prevent motor damages and overloads, Quick adjustable guard, Soft rubber grip, Metal dust filter on air intake, Small size machine body, Thick soft rubber anti-vibration grip, Large air vents

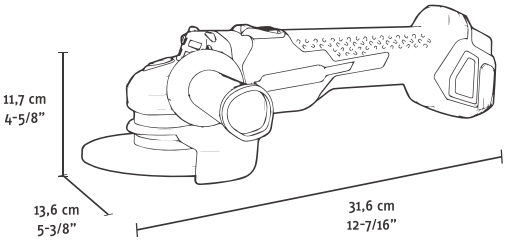

Configuration
FB20ID3AB-24B

Carrying case | Brushless Motor | Restart Protection | Soft Start | Quick Adjustment | 2-Position Switch

| Art. | Battery | Battery charger |
|---|---|---|
| FB20AG3AB-12B | 1 x 2 Ah, 20 V | 2 A, 20 V |
| FB20AG3AB-14B | 1 x 4 Ah, 20 V | 4 A, 20 V |
| FB20AG3AB-22B | 2 x 2 Ah, 20 V | 2 A, 20 V |
| FB20AG3AB-24B | 2 x 4 Ah, 20 V | 4 A, 20 V |
| FB20AG3AB-B | Not included | Not included |

## FB20IS3AB-K

### *IMPACT SCREWDRIVER 20V*

Brushless motor, 1/4'' hexagonal tool holder, Electronic speed adjustment, Step speed selection, Reverse rotation, Built-in LED light (4 lights), Belt clip, Variable torque: 35 Nm / 130 Nm / 200 Nm / 260 Nm, Additional anti-vibration hook for 4 Ah battery, Magnesium head for better heat dissipation, Efficient ventilation system for engine cooling.

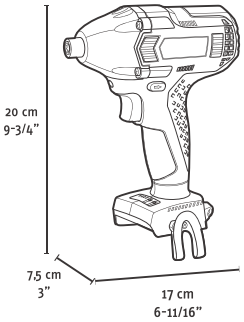

| | |
|---|---|
| No-load speed | 0-2100 min-1 |
| Impact rate | 0-3200 min-1 |
| Torque | 35 / 130 / 200 / 260 Nm |
| Tool holder | 1/4" hex |
| Min - max bolt / nut Ø | M12 - M22 |
| Battery | Not included |
| Battery charger | Not included |

## FB20IW3AB-K

### *IMPACT WRENCH 20V*

Brushless motor, 1/2'' square tool holder, Electronic speed adjustment, Step speed selection, Reverse rotation, Built-in LED light (4 lights), Belt clip, Variable torque: 35 Nm / 130 Nm / 200 Nm / 300 Nm, Additional anti-vibration hook for 4Ah battery, Magnesium head for better heat dissipation, Efficient ventilation system for engine cooling

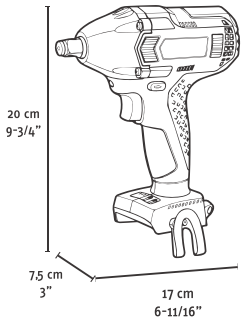

| | |
|---|---|
| No-load speed | 0-2100 min-1 |
| Impact rate | 0-3200 min-1 |
| Torque | 35 / 130 / 200 / 300 Nm |
| Tool holder | 1/2" square |
| Min - max bolt / nut Ø | M12 - M22 |
| Battery | Not included |
| Battery charger | Not included |

## FB20IW6AB-K

NEW

### *PULSE WRENCH*

Brushless motor, 1/2'' square tool holder, Electronic speed adjustment, Step speed selection, Reverse rotation, Built-in LED light (4 lights), Belt clip, Variable torque: 300 Nm / 400 Nm / 500 Nm / 550 Nm, Additional anti-vibration hook for 4Ah battery, Magnesium head for better heat dissipation, Efficient ventilation system for engine cooling

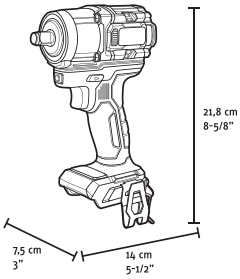

| | |
|---|---|
| No-load speed | 0-2700 min-1 |
| Impact rate | 0-3500 min-1 |
| Torque | 300 - 400 - 500 - 550 Nm |
| Tool holder | 1/2" square |
| Min - max bolt / nut Ø | M14 - M28 |
| Battery | Not included |
| Battery charger | Not included |

## FB20GS3AB-K

NEW

### *RECIPROCATING SAW 20V*

Electronic speed control, soft D-shaped handle, rotatable handle.

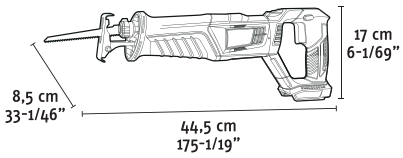

Box | LI-ION BATTERY | Electronic Speed | D-Handle | Soft Grip | Rotatable handle

| | |
|---|---|
| No-load speed | 0-2800 min-1 |
| Blade stroke length | 26 mm |
| Cutting depth in wood | 115 mm |
| Cutting depth in steel | 5/60 mm (Profile/Pipe) |
| Battery | Not included |
| Battery charger | Not included |

## FB20AM3AB-K

NEW

### *AIR MOVER*

Vacuum cleaner-blower, Variable speed, 2 functions (vacuuming-blowing), Lock-on Soft grip, Vacuum bag included.

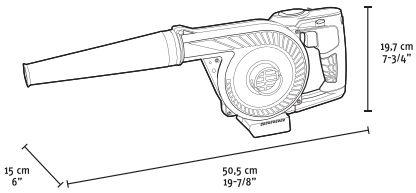

Box | LI-ION BATTERY | Variable Speed | 2 Functions | Lock-On | Soft Grip

| | |
|---|---|
| No-load speed | 0-18000 min-1 |
| Air stream | 2,56 m3/min |
| Wind speed | 63,5 m/s |
| Battery | Not included |
| Battery charger | Not included |

## FB20LL3AX-K

### *WORK LIGHT 20V*

270° swivel head, Soft rubber grip, Belt clip, Luminous flux 250 lm.

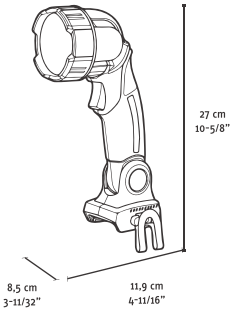

Box | Soft Grip | ~12H (2Ah) / ~24H (4Ah) | Belt Hook | 270° | LI-ION BATTERY

| | |
|---|---|
| LED power | 3 W |
| Luminous flux | 250 lm |
| Autonomy | ~12 h (2 Ah) / ~24 h (4 Ah) |
| Battery | Not included |
| Battery charger | Not included |

## FB20BC3A2-K

### *BATTERY CHARGER 2A 20V*

Compatible with Fervi FB20LB3A2 and FB20LB3A4 batteries.

Box

| | |
|---|---|
| **Power** | 55 W |
| **Output voltage** | 20 V |
| **Output current** | 2 A |
| **Recharging time** | 60 min. (FB20LB3A2) / 120 min. (FB20LB3A4) |

## FB20BC3A4-K

### *CHARGER 4A 20V*

Compatible with Fervi FB20LB3A2 and FB20LB3A4 batteries.
Fan-powered vetilated quick charge.

Box

| | |
|---|---|
| **Power** | 100 W |
| **Output voltage** | 18 - 20 V Max. |
| **Output current** | 4 A |
| **Recharging time** | 35 min. (FB20LB3A2) / 60 min. (FB20LB3A4) |

## FB20LB3A2-E

### *BATTERY 2AH 20V*

Compatible with all items in the Fervi F20VRange line.
Compatible with Fervi FB20BC3A2 and FB20BC3A4 chargers.

Blister

| | |
|---|---|
| **Battery type** | Li-Ion |
| **Voltage** | 20 V |
| **Capacity** | 2 Ah |
| **Recharging time** | 60 min. (FB20BC3A2) / 35 min (FB20BC3A4) |

## FB20LB3A4-E

### *BATTERY 4AH 20V*

Compatible with all items in the Fervi F20VRange line.
Compatible with Fervi FB20BC3A2 and FB20BC3A4 chargers.

Blister

| | |
|---|---|
| **Battery type** | Li-Ion |
| **Voltage** | 20 V |
| **Capacity** | 4 Ah |
| **Recharging time** | 120 min. (FB20BC3A2) / 60 min (FB20BC3A4) |

## F20VRANGE *Charging Times!*

| | FB20BC3A2-K 20V - 2Ah | FB20BC3A4-K 20V - 4Ah |
|---|---|---|
| **FB20LB3A2-E** 20V - 2Ah | 60 minutes | 35 minutes |
| **FB20LB3A4-E** 20V - 4Ah | 120 minutes | 60 minutes |

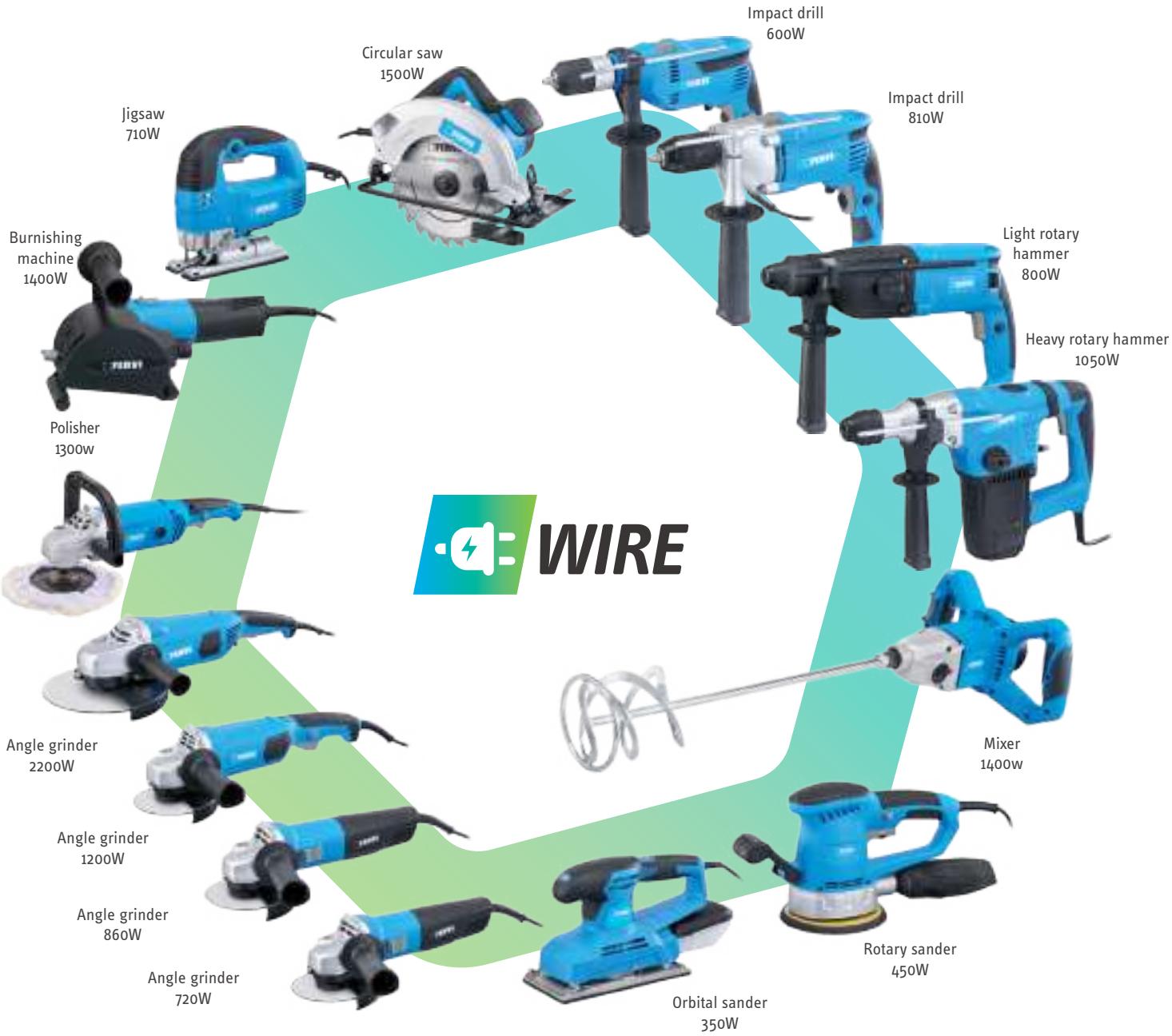


## High Price/Performance ratio

## Ergonomics and lightweight

## Full line

## FFID06003A-K

### *IMPACT DRILL 600W*

2-steps-lock keyless self-tightening chuck, Variable speed, Electronic speed adjustment, 2 modes: drilling / Impact drilling, Reverse rotation, Lock-on function for increased comfort during extended work mode, Non-slip soft rubber grip, Depth stop and additional handle included.

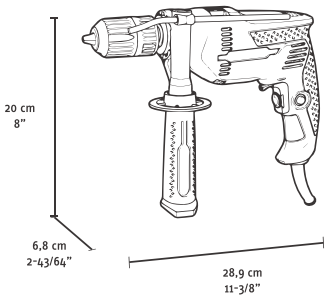

Box | 2 Functions | Variable Speed | Keyless | Electronic Speed | Reverse | Lock-On

| | |
|---|---|
| Power | 600 W |
| Amperage at 220-230V | 2,8 A |
| No-load speed | 0-2800 min-1 |
| Impact rate | 0-44800 min-1 |
| Chuck tightening range | 2 - 13 mm |
| Drilling output concrete | Max 13 mm |
| Drilling output steel | Max 13 mm |
| Drilling output wood | Max 20 mm |

## FFID08103A-K

### *IMPACT DRILL 810W*

Metal keyless self-tightening chuck, Variable speed, Electronic speed adjustment, 2 modes: drilling / Impact drilling, Reverse rotation, Lock-on function for increased comfort during extended work mode, Non-slip soft rubber grip, Depth stop and additional handle included.

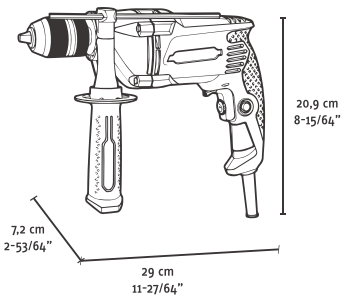

Box | 2 Functions | Variable Speed | Keyless | Electronic Speed | Reverse | Lock-On

| | |
|---|---|
| Power | 810 W |
| Amperage at 220-230V | 3,9 A |
| No-load speed | 0-2800 min-1 |
| Impact rate | 0-44800 min-1 |
| Chuck tightening range | 2 - 13 mm |
| Drilling output concrete | Max 16 mm |
| Drilling output steel | Max 13 mm |
| Drilling output wood | Max 30 mm |

## FFRH08003A-B

### *LIGHT ROTARY HAMMER 800W*

SDS-Plus chuck, Extra gear rim chuck with SDS-Plus adapter, Electronic speed adjustment, 3 modes: drilling / impact drilling / chiselling, Vario-lock mode, Reverse rotation, Safety clutch to prevent motor damages and overloads, Lock-on function for increased comfort during extended work mode, Soft rubber grip, Depth stop, additional handle, 3 bits, pointed and flat chisels, additional chuck and flange wrench included.




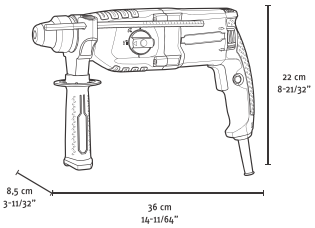

| | |
|---|---|
| Power | 800 W |
| Amperage at 220-230V | 3,8 A |
| No-load speed | 0-1200 min-1 |
| Impact rate | 0-5300 min-1 |
| Percussion force | 3,4 J |
| Chuck sizes | SDS-Plus |
| Drilling output concrete | Max 26 mm |
| Drilling output steel | Max 13 mm |
| Drilling output wood | Max 40 mm |

## FFRH10503A-B

### *HEAVY ROTARY HAMMER 1050W*

SDS-Plus chuck, Electronic speed adjustment, 3 modes: drilling / impact drilling / chiselling, Anti-vibrations system, Safety clutch to prevent motor damages and overloads, Soft rubber grip, Depth stop, additional handle, 3 bits, pointed and flat chisels, dust collector, container with lubricant, flange wrench included.




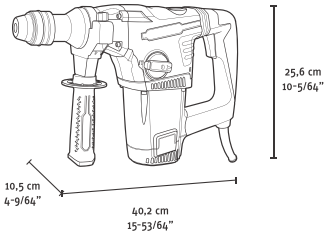

| | |
|---|---|
| Power | 1050 W |
| Amperage at 220-230V | 4,9 A |
| No-load speed | 0-750 min-1 |
| Impact rate | 0-2800 min-1 |
| Percussion force | 4,8 J |
| Chuck sizes | SDS-Plus |
| Drilling output concrete | Max 32 mm |
| Drilling output steel | Max 13 mm |
| Drilling output wood | Max 40 mm |

## FFMI14003V-K

NEW

### *MIXER 1400W 140MM*

M14 thread, Soft start, Variable speed, Speed selector, Lock-on, Soft grip, Mixing tool included.

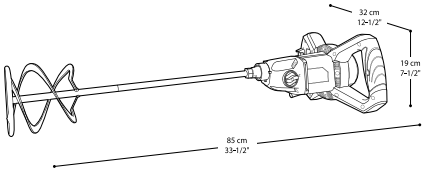

| | |
|---|---|
| Power | 1400 W |
| Amperage at 220-230V | 6 |
| No-load speed | I 0-480 \| II 0-800 min-1 |
| Shank | M14 |
| Max. stirrer paddle diameter | 140 mm |

## FFAG07203A-115K

### *ANGLE GRINDER 115MM 720W*

M14 spindle thread, Soft start, Spindle lock, Restart protection, Two-position on/off slide switch with lock, Small-size soft rubber grip, Motor ECU to avoid rotor and stator overload, Flange wrench, additional handle, protection guard included.




| | |
|---|---|
| Power | 720 W |
| Amperage at 220-230V | 3,3 A |
| Speed | 0-11000 min-1 |
| Shank | M14 |
| Max Ø of cutting disc | 115 mm |
| Max Ø of grinding disc | 115 mm |
| Max Ø of rubber sanding plate | 115 mm |
| Max Ø of circular wire brush | 75 mm |
| Max Ø of cup wire brush | 75 mm |

## FFAG07803A-115K

### *ANGLE GRINDER 115MM 780W*

M14 spindle thread, Soft start, Spindle lock, Restart protection, Two-position on/off slide switch with lock, Small-size soft rubber grip, Motor ECU to avoid rotor and stator overload, Flange wrench, additional handle, protection guard included.




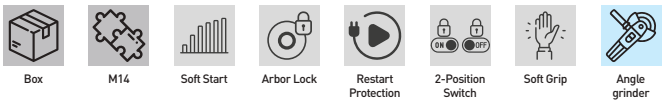


| | |
|---|---|
| Power | 780 W |
| Amperage at 220-230V | 3,4 A |
| Speed | 0-11000 min-1 |
| Shank | M14 |
| Max Ø of cutting disc | 115 mm |
| Max Ø of grinding disc | 115 mm |
| Max Ø of rubber sanding plate | 115 mm |
| Max Ø of circular wire brush | 75 mm |
| Max Ø of cup wire brush | 75 mm |

## FFAG08603A-125K

### *ANGLE GRINDER 125MM 860W*

M14 spindle thread, Soft start, Spindle lock, Restart protection, Two-position on/off slide switch with lock, Small-size soft rubber grip, Motor ECU to avoid rotor and stator overload, Flange wrench, additional handle, protection guard included.

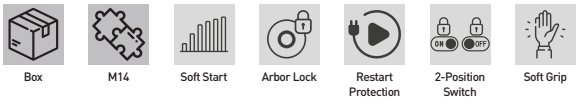


| | |
|---|---|
| Power | 860 W |
| Amperage at 220-230V | 3,9 A |
| Speed | 0-11000 min-1 |
| Max Ø of cutting disc | 125 mm |
| Max Ø of grinding disc | 125 mm |
| Max Ø of rubber sanding plate | 125 mm |
| Max Ø of circular wire brush | 75 mm |
| Max Ø of cup wire brush | 75 mm |

## FFAG12003V-125K

### *ANGLE GRINDER 125MM 1200W*

M14 spindle thread, Soft start, Variable speed, Spindle lock, Restart protection, Lock-off function, Small-size soft rubber grip, Large air vents, Quick-access carbon brush inspection compartment, Flange wrench, additional handle, protection guard included.

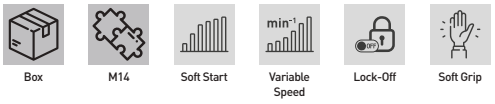


| | |
|---|---|
| Power | 1200 W |
| Amperage at 220-230V | 5,4 A |
| Speed | 0-11000 min-1 |
| Shank | M14 |
| Max Ø of cutting disc | 125 mm |
| Max Ø of grinding disc | 125 mm |
| Max Ø of rubber sanding plate | 125 mm |
| Max Ø of circular wire brush | 75 mm |
| Max Ø of cup wire brush | 75 mm |

## FFAG22003A-230K

### *ANGLE GRINDER 230MM 2200W*

M14 spindle thread, Soft start, Spindle lock, Restart protection, Lock-off function, Small-size soft rubber grip, Motor ECU to avoid rotor and stator overload, 3-positions additional handle, Large air vents and front airflow, 8 mm rubber cable, Flange wrench, additional handle, protection guard included.

Box | M14 | Soft Start | Arbor Lock | Lock-Off | Soft Grip

| | |
|---|---|
| Power | 2200 W |
| Amperage at 220-230V | 10,0 A |
| Speed | 0-6500 min-1 |
| Shank | M14 |
| Max Ø of cutting disc | 230 mm |
| Max Ø of grinding disc | 230 mm |
| Max Ø of rubber sanding plate | 230 mm |
| Max Ø of circular wire brush | 100 mm |
| Max Ø of cup wire brush | 100 mm |

## FFOP16003V-K

NEW

### *POLISHER 1300W 150MM*

M14 thread, Velcro system, Lock-on, Shaft lock, Constant speed, Variable speed, Soft backing pad, Velcro backing pad, wool cloth and Velcro abrasive disc included.

Box | M14 | Velcro System | Lock-On | Arbor Lock | Constant Speed | Variable Speed

| | |
|---|---|
| Power | 1300 W |
| Amperage at 220-230V | 6,5 A |
| Speed | 400 - 3000 min-1 |
| Shank | M14 |
| Max Ø of rubber sanding plate | 180 mm |

## FFSF14003A-110K

### *BURNISHING MACHINE 110 MM 1400 KW*

Variable speed, Rotation speed stabilization system at both an idle and under load, Soft start, Spindle lock, Restart protection, Two-position on/off switch with locking system, Brush depth adjustment system with protective casing, Additional handle, protective casing, vacuum cleaner adapter, allen key included.

Box | Variable Speed | Constant Speed | Arbor Lock | 2-Position Switch | Soft Start

| | |
|---|---|
| Power | 1400 W |
| Amperage at 220-230V | 6,6 A |
| Speed | 1000-4000 min-1 |
| Spindle diameter | 19 mm |
| Max Ø of brush | 110 mm |
| Max width of brush | 100 mm |

## FFJS07103A-K

### *JIGSAW 710 KW*

Stroke rate regulation, Angular adjustment, 4-stage pendulum, Saw blade quick change with blade defense, Lock-on function, Metal gears, Front airflow for a cleaner cut, Ideal for plunge cuts, Saw blade, wing screw for guide bar, locating pin, allen key, guide for parallel / circle cutting included.

Box | Variable Speed | 4-Mode Pendulum | Angle Adjustment | Easy Replacement | Lock-On

| | |
|---|---|
| Power | 710 W |
| Amperage at 220-230V | 3,1 A |
| Stroke rate at no-load | 700-3000 min-1 |
| Stroke length | 26 mm |
| Cutting depth in wood | 85 mm |
| Cutting depth in aluminium | 20 mm |
| Cutting depth in steel | 10 mm |
| Cutting angle | Max +45° / -45° |

## FFCS15003A-190K

### *CIRCULAR SAW 1500 KW*

Cutting depth adjustment, Angular adjustment, Lock-off function, Dust extraction system with exhaust pipe, Operator protection, Soft rubber grip, Blade, wrench, parallel guide included.

Box · Angle Adjustment · Lock-Off · Depth Adjustment · Dust Extraction

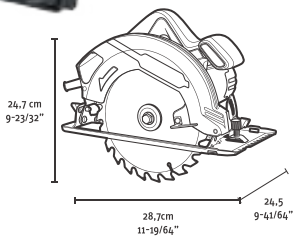


| | |
|---|---|
| **Power** | 1500 W |
| **Amperage at 220-230V** | 6,8 A |
| **No-load speed** | 5500 min-1 |
| **Min / max Ø blade** | 185 / 190 mm |
| **Hole diameter** | 20 mm |
| **Blade thickness** | 2 mm |
| **Cutting Depth** | Max 66 mm (90°) / 46 mm (45°) |

## FFOS03503A-K

### *ORBITAL SANDER 350W*

Clamp-lever fixing system, Variable speed, Dust extraction system with container / compatible with vacuum cleaner, Rear soft rubber D-handle, Filter cleaning system, 3 pcs sandpaper and dust container included.

Box · Soft Grip · Belt Hook · Variable Speed · D-Handle · Dust Extraction

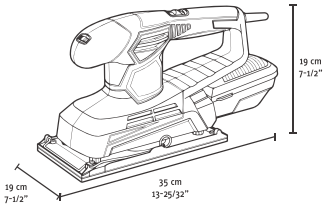


| | |
|---|---|
| **Power** | 350 W |
| **Amperage at 220-230V** | 1,5 A |
| **No-load speed** | 6000-11000 min-1 |
| **No-load oscillation rate** | 12000-22000 min-1 |
| **Eccentricity** | 2,5 mm |
| **Sanding paper size** | 115 x 280 mm |
| **Sanding surface size** | 115 x 230 mm |

## FFRS04503A-150K

### *ROTARY SANDER 150MM 450W*

Velcro fixing system, Variable speed, Lock-on function for increased comfort during extended work mode, Dust extraction system with bag / compatible with vacuum cleaner, Rear soft rubber D-handle, Adjustable front handle, 3 pcs sandpaper (grit 60, 80, 120) and dust bag included.

Box · Soft Grip · Velcro System · Variable Speed · D-Handle · Lock-On · Dust Extraction

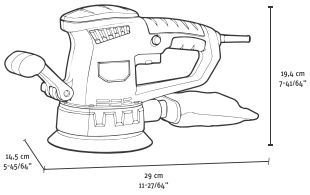


| | |
|---|---|
| **Power** | 450 W |
| **Amperage at 220-230V** | 1,9 A |
| **No-load speed** | 4000 min-1 / 13000 min-1 |
| **No-load oscillation rate** | 8000-26000 min-1 |
| **Eccentricity** | 2 mm |
| **Sanding plate Ø** | 150 mm |
| **Holes** | 8 |

## 0149

### *HEAVY DUTY STAPLE GUN TACKER*

With 500 staples and 500 nails.

Blister

## F585

### *2 IN 1 AIR STAPLER AND BRAD NAILER*

Carrying case

| | |
|---|---|
| Loader capacity | 100 |
| Working pressure | 5 - 7 bar |
| Dimensions | 255 x 230 x 67 mm |
| Nails | F - 15 / 50 mm |
| Staples | 90 - 10 / 40 mm |
| Air inlet | 1/4" |
| Net weight | 1,4 kg |

## C586

### *AIR BRAD NAILER*

Carrying case

| | |
|---|---|
| Loader capacity | 120 |
| Working pressure | 5 - 7 bar |
| Dimensions | 260 x 240 x 65 mm |
| Nails | F - 10 / 50 mm |
| Air inlet | 1/4" |
| Net weight | 1,3 kg |

## 0587

### *AIR STAPLER*

Carrying case

| | |
|---|---|
| Loader capacity | 100 |
| Working pressure | 5 - 7 bar |
| Dimensions | 225 x 165 x 45 mm |
| Staples | 80 - 6 / 16 mm |
| Air inlet | 1/4" |
| Net weight | 0,9 kg |

## F588/6

### *AIR BRADDER FOR MINI PINS*

Carrying case

| | |
|---|---|
| Loader capacity | 195 |
| Working pressure | 5 - 7 bar |
| Dimensions | 235 x 198 x 46 mm |
| Staples | 0,60 - 12 / 25 mm |
| Air inlet | 1/4" |
| Net weight | 1 kg |

## 0585

### *2 IN 1 AIR STAPLER AND BRAD NAILER*

Carrying case

| | |
|---|---|
| Loader capacity | 80 |
| Working pressure | 5 - 7 bar |
| Dimensions | 245 x 230 x 55 mm |
| Nails | F - 10 / 50 mm |
| Staples | 90 - 10 / 40 mm |
| Air inlet | 1/4" |
| Net weight | 1,4 kg |

## 0586

### *AIR BRAD NAILER*

Carrying case

| | |
|---|---|
| Loader capacity | 110 |
| Working pressure | 5 - 7 bar |
| Dimensions | 245 x 225 x 55 mm |
| Nails | F - 10 / 50 mm |
| Air inlet | 1/4" |
| Net weight | 1,5 kg |

## C589

### *AIR PALM NAILER*

Box

| | |
|---|---|
| Working pressure | 5 - 7 bar |
| Dimensions | 111 x 115 x 70 mm |
| Nails | ø 2.5 ÷ 4.1 - head ø 6.3 ÷ 8.7 - length 38 ÷ 90 mm |
| Air inlet | 1/4" |
| Net weight | 0,5 kg |

## 0588/6

### *AIR BRADDER FOR MINI PINS*

Carrying case

| | |
|---|---|
| Loader capacity | 130 |
| Working pressure | 5 - 7 bar |
| Dimensions | 225 x 170 x 45 mm |
| Staples | 0,60 - 12 / 30 mm |
| Air inlet | 1/4" |
| Net weight | 1 kg |

## AP01

### *AIR IMPACT WRENCH*

Professional series. In composite material, handle and head in shockproof rubber. Operating lever, change of rotation and speed adjustment operated with one hand. High power and great reliability.



Box 3/8"

| | |
|---|---|
| **Speed** | 8500 rpm |
| **Torque** | 542 Nm \| 400 lb-ft |
| **Avg air cons.** | 108 L/min \| 3.8 SCFM |
| **Working pressure** | 6 bar \| 90 psi |
| **Air inlet** | 1/4" |
| **Net weight** | 1,2 kg |

## AP02

### *AIR IMPACT WRENCH*

Professional series. In composite material, handle and head in shockproof rubber. Operating lever, change of rotation and speed adjustment operated with one hand. High power and great reliability.



Box 1/2"

| | |
|---|---|
| **Speed** | 7800 rpm |
| **Torque** | 678 Nm \| 500 lb-ft |
| **Avg air cons.** | 136 L/min \| 4.8 SCFM |
| **Working pressure** | 6 bar \| 90 psi |
| **Air inlet** | 1/4" |
| **Net weight** | 1,2 kg |

## AP03

### *AIR IMPACT WRENCH*

Professional series. In composite material, handle and head in shockproof rubber. Operating lever, change of rotation and speed adjustment operated with one hand. High power and great reliability.



Box 1/2"

| | |
|---|---|
| **Speed** | 7300 rpm |
| **Torque** | 1085 Nm \| 800 lb-ft |
| **Avg air cons.** | 153 L/min \| 5.4 SCFM |
| **Working pressure** | 6 bar \| 90 psi |
| **Air inlet** | 1/4" |
| **Net weight** | 2 kg |

## AP04

### *AIR IMPACT WRENCH*

Professional series. In composite material, handle and head in shockproof rubber. Operating lever, change of rotation and speed adjustment operated with one hand. High power and great reliability.



Box 3/4"

| | |
|---|---|
| **Speed** | 7300 rpm |
| **Torque** | 1085 Nm \| 800 lb-ft |
| **Avg air cons.** | 153 L/min \| 5.4 SCFM |
| **Working pressure** | 6 bar \| 90 psi |
| **Air inlet** | 1/4" |
| **Net weight** | 2,1 kg |

## AP05

### *AIR IMPACT WRENCH*

Professional series. In composite material, handle and head in shockproof rubber. Operating lever, change of rotation and speed adjustment operated with one hand. High power and great reliability.

Box 3/4"

| | |
|---|---|
| **Speed** | 5300 rpm |
| **Torque** | 1900 Nm \| 1400 lb-ft |
| **Avg air cons.** | 224 L/min \| 8.1 SCFM |
| **Working pressure** | 6 bar \| 90 psi |
| **Air inlet** | 3/8" |
| **Net weight** | 3,3 kg |

## AP05/150

### *AIR IMPACT WRENCH*

With 150mm Anvil professional series. In composite material, handle and head in shockproof rubber. Operating lever, change of rotation and speed adjustment operated with one hand. High power and great reliability.

Box 3/4"

| | |
|---|---|
| **Speed** | 5300 rpm |
| **Torque** | 1900 Nm \| 1400 lb-ft |
| **Avg air cons.** | 224 L/min \| 8.1 SCFM |
| **Working pressure** | 6 bar \| 90 psi |
| **Air inlet** | 3/8" |
| **Net weight** | 4 kg |

## AP06

### *AIR IMPACT WRENCH*

Professional series. In composite material, handle and head in shockproof rubber. Operating lever, change of rotation and speed adjustment operated with one hand. High power and great reliability.

Box 1/2"

| | |
|---|---|
| **Speed** | 9000 rpm |
| **Torque** | 312 Nm \| 230 lb-ft |
| **Avg air cons.** | 113 L/min \| 4 SCFM |
| **Working pressure** | 6 bar \| 90 psi |
| **Air inlet** | 1/4" |
| **Net weight** | 1,1 kg |

## 0571

### *AIR IMPACT WRENCH*

Box | Alu Aluminum | 1/2"

| | |
|---|---|
| Speed | 7000 rpm |
| Torque | 610 Nm |
| Avg air cons. | 5 SCFM (150 L/min) |
| Working pressure | 6 bar / 90 psi |
| Air inlet | 1/4" |
| Net weight | 2,6 kg |

## 0576

### *AIR IMPACT WRENCH*

Box | Alu Aluminum | 1/2"

| | |
|---|---|
| Speed | 7000 rpm |
| Torque | 435 Nm |
| Avg air cons. | 5 SCFM (150 L/min) |
| Working pressure | 6 bar / 90 psi |
| Shank | 1/4" |
| Net weight | 2,5 kg |

## 0786

### *AIR IMPACT WRENCH*

Box | Alu Aluminum | 3/4"

| | |
|---|---|
| Speed | 4200 rpm |
| Torque | 950 Nm |
| Avg air cons. | 8 SCFM (240 L/min) |
| Working pressure | 6 bar / 90 psi |
| Air inlet | 1/4" |
| Net weight | 4,8 kg |

## 0044

### *AIR IMPACT WRENCH SET*

With 10 wrenches, a wrench extension, ¼" nozzle.

13 Pcs | Box | Alu Aluminum | 1/2"

| | |
|---|---|
| Speed | 7000 rpm |
| Torque | 320 Nm |
| Socket | 9-10-11-13-14-17-19-22-24-27 mm |
| Extension | 125 mm |
| Avg air cons. | 5 SCFM (150 L/min) |
| Working pressure | 6 bar / 90 psi |
| Sound pressure level | 84,4 ± 2,94 dB(A) |
| Level vibration transmitted to hand-arm | 8,53 ± 2,05 m/s² |
| Air inlet | 1/4" |
| Net weight | 4 kg |

## 0045

### *AIR IMPACT WRENCH*

Box | Alu Aluminum | 1/2"

| | |
|---|---|
| Speed | 7000 rpm |
| Torque | 320 Nm |
| Avg air cons. | 5 SCFM (150 L/min) |
| Working pressure | 6 bar / 90 psi |
| Air inlet | 1/4" |
| Net weight | 2,3 kg |

## 0052

### *AIR IMPACT WRENCH*

Box | Alu Aluminum | 3/4"

| | |
|---|---|
| Speed | 4800 rpm |
| Torque | 680 Nm |
| Avg air cons. | 6 SCFM (180 L/min) |
| Working pressure | 6 bar / 90 psi |
| Air inlet | 1/4" |
| Net weight | 4,7 kg |

## 0413

### *MINI AIR DIE GRINDER*

Collet 3mm and 6mm, revolving rear air outlet, body frame made from composite material.

Box

| | |
|---|---|
| Pliers | Ø 3 mm - Ø 6 mm |
| Speed | 25000 rpm |
| Avg air cons. | 4 SCFM (113 L/min) |
| Working pressure | 6 bar / 90 psi |
| Air inlet | 1/4" |
| Net weight | 0,4 kg |

## 0414

### *AIR DIE GRINDER*

Collet 3mm and 6mm, revolving rear air outlet, body frame made from composite material.

Box

| | |
|---|---|
| Pliers | Ø 3 mm - Ø 6 mm |
| Speed | 22000 rpm |
| Avg air cons. | 7 SCFM (198 L/min) |
| Working pressure | 6 bar / 90 psi |
| Air inlet | 1/4" |
| Net weight | 0,6 kg |

## 0050

### *AIR DIE GRINDER SET*

Collet 3mm and 6mm, revolving rear air outlet, body frame made from composite material.

13 Pcs

Carrying case

| | |
|---|---|
| Pliers | Ø 3 mm - Ø 6 mm |
| Mounted stone | 10 Pcs |
| Speed | 25000 rpm |
| Avg air cons. | 4 SCFM (120 L/min) |
| Working pressure | 6 bar / 90 psi |
| Air inlet | 1/4" |
| Net weight | 1,2 kg |

## 0416

### *90° AIR DIE GRINDER*

Collet 3mm and 6mm, revolving rear air outlet, body frame made from composite material.

Box

| | |
|---|---|
| Pliers | Ø 3 mm - Ø 6 mm |
| Speed | 20000 rpm |
| Avg air cons. | 4 SCFM (113 L/min) |
| Working pressure | 6 bar / 90 psi |
| Air inlet | 1/4" |
| Net weight | 0,5 kg |

## 0417

### *LONG TYPE AIR DIE GRINDER*

Collet 3mm and 6mm, revolving rear air outlet, body frame made from composite material.

Box

| | |
|---|---|
| Pliers | Ø 3 mm - Ø 6 mm |
| Length | 295 mm |
| Speed | 20000 rpm |
| Avg air cons. | 4 SCFM (113 L/min) |
| Working pressure | 6 bar / 90 psi |
| Air inlet | 1/4" |
| Net weight | 0,6 kg |

## 0418

### *REVERSIBLE AIR DRILL*

Chuck 10 Ø mm , with rear exhaust 360°,composite body design.

Box

| | |
|---|---|
| Chuck sizes | Ø 10 mm |
| Speed | 1800 rpm |
| Avg air cons. | 4 SCFM (113 L/min) |
| Working pressure | 6 bar / 90 psi |
| Air inlet | 1/4" |
| Net weight | 0,9 kg |

## 0339

### *REVERSIBLE AIR DRILL*

Gear rim chuck.

Box

| | |
|---|---|
| Chuck sizes | Ø 10 mm |
| Speed | 1800 rpm |
| Avg air cons. | 5 SCFM (150 L/min) |
| Working pressure | 6 bar / 90 psi |
| Air inlet | 1/4" |
| Net weight | 1,1 kg |

## 0574

### *3/8" REVERSIBLE AIR DRILL*

Keyless chuck.

Box

| | |
|---|---|
| Chuck sizes | Ø 10 mm |
| Speed | 1800 rpm |
| Avg air cons. | 5 SCFM (150 L/min) |
| Working pressure | 6 bar / 90 psi |
| Air inlet | 1/4" |
| Net weight | 1,1 kg |

## 0047

### *REVERSIBLE AIR SCREWDRIVER*

Box 1/4"

| | |
|---|---|
| Speed | 9000 rpm |
| Screw | 4 - 5 mm |
| Torque | 2,3 - 6,8 Nm |
| Length | 180 mm |
| Avg air cons. | 5 SCFM (150 L/min) |
| Working pressure | 6 bar / 90 psi |
| Air inlet | 1/4" |
| Net weight | 0,8 kg |

## 0046

### *AIR RATCHET WRENCH SET*

With 7 sockets, a fixed 75 mm extension for sockets, a 75 mm extension with joint for sockets, ¼ "nozzle, three screwdriver bits and a fixed 75 mm extension for screwdriver bits.

16 Pcs Carrying case 1/2"

| | |
|---|---|
| Speed | 160 rpm |
| Torque | 65 Nm |
| Socket | 9-10-11-13-14-17-19 mm |
| Extension | 75 mm |
| Universal joint | 1/2" |
| Bit holder | 1/4" |
| Avg air cons. | 4 SCFM (120 L/min) |
| Working pressure | 6 bar / 90 psi |
| Air inlet | 1/4" |
| Net weight | 2,6 kg |

## 0313

### *AIR ANGLE DIE GRINDER*

Box

| | |
|---|---|
| Saw blade | Ø 125 mm |
| Speed | 10000 rpm |
| Avg air cons. | 5 SCFM (150 L/min) |
| Working pressure | 6 bar / 90 psi |
| Air inlet | 1/4" |
| Net weight | 2 kg |

## 0644

### *PNEUMATIC AXIAL GRINDING WHEEL*

Carrying case

| | |
|---|---|
| Saw blade | Ø 75 x 1,5 x Ø 10 mm |
| Speed | 15000 rpm |
| Avg air cons. | 5 SCFM (150 L/min) |
| Working pressure | 6 bar / 90 psi |
| Air inlet | 1/4" |
| Net weight | 0,7 kg |

## 0419

### *6" AIR ORBIT SANDER WITH SUCTION*

And speed control, hook & loop pad, 360° rear exhaust, die cast aluminum body with soft handle grip in lightweight and ergonomic design.

Box

| | |
|---|---|
| Disc diameter | 150 mm – 6" |
| Orbit | 5 mm, 3/16" |
| Speed | 10500 rpm MAX. |
| Avg air cons. | 3 SCFM (85 L/min) |
| Working pressure | 6 bar / 90 psi |
| Air inlet | 1/4" |
| Length | 200 mm |
| Net weight | 1 kg |

## 0421

### *6" AIR ORBIT SANDER WITH SELF-INTEGRATED SUCTION*

Speed adjustment, rotating rear air exhaust, aluminum body, and soft, ergonomic handle. Suction tube and dust collection bag.

Box

| | |
|---|---|
| Disc diameter | 150 mm – 6" |
| Orbit | 5 mm, 3/16" |
| Speed | 10500 rpm |
| Avg air cons. | 3 SCFM (85 L/min) |
| Working pressure | 6 bar / 90 psi |
| Air inlet | 1/4" |
| Length | 200 mm |
| Net weight | 1 kg |

## 0458

### *6" AIR ORBIT SANDER WITH SUCTION*

Speed adjustment, hook-and-loop pad support, rotating rear air exhaust, lightweight aluminum body with a soft, ergonomic handle.

Box

| | |
|---|---|
| Disc diameter | 150 mm – 6" |
| Orbit | 2,5 mm - 3 / 32" |
| Max speed | 10500 rpm |
| Avg air cons. | 3 SCFM (85 L/min) |
| Working pressure | 6 bar / 90 psi |
| Air inlet | 1/4" |
| Length | 200 mm |
| Net weight | 1 kg |

## 0460

### *6" AIR ORBIT SANDER WITH SELF-INTEGRATED SUCTION*

Speed adjustable, revolving rear air outlet, aluminum body, soft and ergonomic handle, Suction tube and dust collection bag.

Box

| | |
|---|---|
| Disc diameter | 150 mm – 6" |
| Orbit | 2,5 mm - 3 / 32" |
| Max speed | 10500 rpm |
| Avg air cons. | 3 SCFM (85 L/min) |
| Working pressure | 6 bar / 90 psi |
| Air inlet | 1/4" |
| Length | 200 mm |
| Net weight | 1 kg |

## 0641

### *FLEXIBLE PNEUMATIC MICROGRINDING WHEEL*

For grinding and chamfering.

15 Pcs

Carrying case

| | |
|---|---|
| Collet capacity | 3 mm |
| Speed | 56000 rpm |
| Avg air cons. | 2 SCFM (60 L/min) |
| Working pressure | 6 bar / 90 psi |
| Air inlet | 1/4" |
| Net weight | 0,7 kg |

## 0784

### *AIR BELT SANDER*

With spare belts. Light metal body.

Box

| | |
|---|---|
| Speed | 18000 rpm |
| Avg air cons. | 4 SCFM (113 L/min) |
| Working pressure | 6 bar / 90 psi |
| Belt | 10 x 330 mm |
| Air inlet | 1/4" |
| Net weight | 0,75 kg |

## 0059

### *HEAVY DUTY AIR HAMMER WITH 4 HEXAGONAL CHISELS*

5 Pcs Box

| | | | |
|---|---|---|---|
| Speed | BPM 3500 | Working pressure | 6 bar / 90 psi |
| Bore-stroke | 19 x 66 mm<br>3/4"x 2 5/8" | Air inlet | 1/4" |
| Avg air cons. | 4,5 SCFM (135 L/min) | Net weight | 1,5 kg |

## 0049

### *OILER*

For pneumatic tools.

Blister 1/4"

## W021PA

### *BLOW GUN*

Blister Alu Aluminum

| | |
|---|---|
| Nozzle | 2.0 mm |
| Working pressure | 2 - 6 bar |
| Air inlet | 1/4" |

## W021PG

### *TYRE INFLATING GUN*

Blister Alu Aluminum

| | |
|---|---|
| Max. pressure | 12 bar (170 psi) |
| Working pressure | 2 - 4 bar (30 - 60 psi) |
| Accuracy | ±1% |
| Rubber hose length | 440 mm |
| Air inlet | 1/4" |

## W021PN

### *WASHING GUN*

With aluminium body and steel cup.

Box

| | |
|---|---|
| Capacity | 900 ml |
| Nozzle | 4.5 mm |
| Working pressure | 3 - 4 bar |
| Air inlet | 1/4" |

## 0607
### *BLOW GUN*

Blister | Alu Aluminum

| | |
|---|---|
| Nozzle | 2 mm |
| Working pressure | 4 - 6 bar |
| Air inlet | 1/4" |

## 0125
### *DIGITAL TYRE GAUGE*

With backlight and various measurement units. Equipped with tyre valve screwdriver.

Blister

| | |
|---|---|
| Max. pressure | 8 bar / 110 psi |
| Working pressure | 2 - 4 bar (30 - 60 psi) |
| Reading | 0,05 bar \| 0,7 psi |
| Not included batteries | 2 x 1.5V AAA |
| Air inlet | 1/4" |

## 0608
### *TYRE INFLATING GUN*

Blister

| | |
|---|---|
| Manometer | Ø 63 mm |
| Reading | 0÷12 bar \| 0÷174 psi |
| Rubber hose length | 420 mm |
| Air inlet | German-type rapid |

## 0610
### *WASHING GUN*

Box

| | |
|---|---|
| Capacity | 1000 cc |
| Air inlet | 1/4" |

## 0609
### *TYRE INFLATING GUN*

Tube length 1 m.

Box

| | |
|---|---|
| Manometer | Ø 70 mm |
| Reading | 0÷12 bar \| 0÷174 psi |
| Rubber hose length | 1000 mm |
| Air inlet | 1/4" |

## 0725
### *BLOW GUN*

Blister

| | |
|---|---|
| Hose length | 100 mm |
| Air inlet | 1/4" |

## 0725L
### *LONG NOSE BLOW GUN*

Blister

| | |
|---|---|
| Hose length | 275 mm |
| Air inlet | 1/4" |

## 0412
### *BLOW GUN*

High quality, with chromed steel 100mm. Nozzle gun body in POM plastic (Polyoxymethylene). Brass valve.

Blister

| | |
|---|---|
| Hose length | 100 mm |
| Air inlet | 1/4" |

## TH601A

### *GRAVITY FEED SPRAY GUN*

600 ml feed HVLP spray gun, nylon gravity cup, made with CNC machine, without O-ring, with stainless steel nozzle and needle, brass air cap, alum clamp and knobs. HVLP = high volume, low pressure.

Box INOX Chromed

| | |
|---|---|
| Capacity | 600 ml |
| Nozzle diameter | Ø 1,3 mm |
| Fluid delivery | 130 ml/min |
| Working pressure | 2 bar (29 PSI) |
| Working range | 200 mm |
| Pattern | 280 - 300 mm |
| Air inlet | 1/4" |
| Net weight | 0,5 kg |

## TH602A

### *GRAVITY FEED SPRAY GUN*

100 ml feed HVLP spray gun, nylon gravity cup, made with CNC machine, without O-ring, with stainless steel nozzle and needle, brass air cap, alum clamp and knobs, male thread fitting 1/4" HVLP = high volume, low pressure.

Box INOX Chromed

| | |
|---|---|
| Capacity | 100 ml |
| Nozzle diameter | Ø 1 mm |
| Fluid delivery | 50 ml/min |
| Working pressure | 1,5 bar (20 PSI) |
| Working range | 150 mm |
| Pattern | 160 mm |
| Air inlet | 1/4" |
| Net weight | 0,3 kg |

## TH901A

### *GRAVITY FEED SPRAY GUN*

600 ml feed LVMP spray gun, nylon gravity cup, made with CNC machine, without O-ring, with stainless steel nozzle and needle, brass air cap, alum clamp and knobs. LVMP = low volume, medium pressure.

Box INOX Chromed

| | |
|---|---|
| Capacity | 600 ml |
| Nozzle diameter | Ø 1,3 mm |
| Fluid delivery | 140 ml/min |
| Working pressure | 2 ÷ 2,2 bar (29 ÷ 32 PSI) |
| Working range | 200 mm |
| Pattern | 270 - 300 mm |
| Air inlet | 1/4" |
| Net weight | 0,5 kg |

## A601DS

### *SUCTION SPRAY GUN*

1000 ml suction HVLP spray gun with baionet lock, aluminum cup, made with CNC machine, without O-ring, with stainless steel nozzle and needle brass air cap, alum clamp and knobs. HVLP = high volume, low pressure.

Box INOX Chromed

| | |
|---|---|
| Nozzle diameter | Ø 1,4mm |
| Capacity | 1000 cc |
| Working pressure | 2,5 - 3 bar |
| Air inlet | 1/4" |
| Net weight | 1,1 kg |

## A601A

### *GRAVITY FEED SPRAY GUN*

600 ml feed HVLP spray gun, nylon gravity cup, made with CNC machine, without O-ring, with stainless steel nozzle and needle brass air cap, blue color alum clamp and knobs. HVLP = high volume, low pressure.

Box INOX Chromed

| | |
|---|---|
| Nozzle diameter | Ø 1,4mm |
| Capacity | 600 cc |
| Working pressure | 2,5 - 3,5 bar |
| Air inlet | 1/4" |
| Net weight | 1 kg |

## A602A

### *GRAVITY FEED SPRAY GUN*

100 ml feed HVLP spray gun, nylon gravity cup, made with CNC machine, without O-ring, with stainless steel nozzle and needle brass air cap, blue color alum clamp and knobs. HVLP = high volume, low pressure.

Box INOX Chromed

| | |
|---|---|
| Nozzle diameter | Ø 1,0mm |
| Capacity | 100 cc |
| Working pressure | 2 - 2,5 bar |
| Air inlet | 1/4" |
| Net weight | 0,5 kg |

## A901A

### *GRAVITY FEED SPRAY GUN*

600 ml feed LVMP spray gun, nylon gravity cup, made with CNC machine, without O-ring, with stainless steel nozzle and needle, brass air cap, blue color alum clamp and knobs. LVMP = low volume, medium pressure.

Box | INOX | Chromed

| | |
|---|---|
| Capacity | 600 ml |
| Nozzle diameter | Ø 1,4 mm |
| Fluid delivery | 200-380 ml/min |
| Max. pressure | 2-3 bar (30-43 PSI) |
| Air inlet | 1/4" |
| Net weight | 0,6 kg |

## A902A

### *GRAVITY FEED SPRAY GUN*

100 ml feed LVMP spray gun, nylon gravity cup, made with CNC machine, without O-ring, with stainless steel nozzle and needle brass air cap, blue color alum clamp and knobs. 1/4" LVMP = low volume, medium pressure.

Box | INOX | Chromed

| | |
|---|---|
| Capacity | 100 ml |
| Nozzle diameter | Ø 1 mm |
| Fluid delivery | 45 - 65 ml/min |
| Max. pressure | 1,5 - 2,5 bar (22 - 36 PSI) |
| Air inlet | 1/4" |
| Net weight | 0,3 kg |

## A162DS

### *SPRAY GUN WITH FLUID CUP PROVIDED WITH BAYONET LOCK*

Aluminum cover.

Box | Alu (Aluminum)

| | |
|---|---|
| Nozzle diameter | Ø 1,8 mm |
| Capacity | 1000 cc |
| Working pressure | 4 - 8 bar |
| Avg air cons. | 100-200 L/min |
| Air inlet | 1/4" |
| Net weight | 0,9 kg |

## A162C

### *SPRAY GUN WITH FLUID CUP PROVIDED WITH RAPID LOCK*

Aluminum cover.

Box | Alu (Aluminum)

| | |
|---|---|
| Nozzle diameter | Ø 1,8 mm |
| Capacity | 1000 cc |
| Working pressure | 4 - 8 bar |
| Avg air cons. | 100-200 L/min |
| Air inlet | 1/4" |
| Net weight | 0,8 kg |

## A162A

### *SPRAY GUN WITH GRAVITY FLOW CUP*

Box

| | |
|---|---|
| Nozzle diameter | Ø 1,8 mm |
| Capacity | 500 cc |
| Working pressure | 4 - 8 bar |
| Avg air cons. | 100-200 L/min |
| Net weight | 0,5 kg |

## 0048

### *MINI SPRAY GUN*

Fitting for pressurized air container and 1/4" fitting for air compressor.

7 Pcs | Box

## TH250

### *PRESSURE REGULATOR*

With gauge for air tools.

Blister

| | |
|---|---|
| **Manometer** | Ø 40 mm |
| **Reading** | 0÷11 bar \| 0÷160 psi |

## TH500

### *PRESSURE REGULATOR*

With gauge for air tools.

Blister

| | |
|---|---|
| **Manometer** | Ø 30 mm |
| **Reading** | 0÷10 bar \| 0÷145 psi |

## 0777/2

### *REDUCER WITH GAUGE AND FILTER*

| | |
|---|---|
| **Shank** | 1/4" - 3/8" - 1/2" |
| **Reading** | 0÷10 bar \| 0÷140 psi |

## 0777/3

### *REDUCER WITH GAUGE, FILTER AND OILER*

Box

| | |
|---|---|
| **Shank** | 1/4" - 3/8" - 1/2" |
| **Reading** | 0÷10 bar \| 0÷140 psi |

## 0785-XM

### *SET 2 PCS UNIVERSAL MALE QUICK COUPLER*

| Art. | Shank |
|---|---|
| 0785/1M | 1/4" |
| 0785/2M | 3/8" |

## 0785-XF

### *SET 2 PCS UNIVERSAL FEMALE QUICK COUPLER*

| Art. | Shank |
|---|---|
| 0785/1F | 1/4" |
| 0785/2F | 3/8" |

## 0783-XM

### *SET 2 PCS OF GERMAN TYPE MALE PLUG*

| Art. | Shank |
|---|---|
| 0783/1M | 1/4" |
| 0783/2M | 3/8" |

## 0783-XF

### *2 PCS SET GERMAN TYPE FEMALE PLUG*

| Art. | Shank |
|---|---|
| 0783/1F | 1/4" |
| 0783/2F | 3/8" |

## S075-

### *POLYURETHANE SPIRAL HOSE WITH SWIVEL MALE FITTING*



| Art. | Length | Diameter | Thread |
|---|---|---|---|
| S075/08X5 | 7,5 m | Ø 8 x 5 mm | 1/4" |
| S075/10X6.5 | 7,5 m | Ø 10 x 6,5 mm | 1/4" |
| S100/08X5 | 10 m | Ø 8 x 5 mm | 1/4" |
| S100/10X6.5 | 10 m | Ø 10 x 6,5 mm | 1/4" |
| S100/12X8 | 10 m | Ø 12 x 8 mm | 1/4" |

## A481/10

### *AUTO REWIND AIR HOSE REEL*

Made of polypropylene shell, with polyurethane mesh hose and regulation for distributing evenly the tube in the internal part, tools free adjustable stop ball and 180° swivel mount bracket.

Box PP Polyprop.

| | |
|---|---|
| Max. pressure | 17 bar / 250 psi |
| Hose length | 10 + 1 m |
| Male Fitting | 1/4" BSPT |
| Hose diameter | Ø 12 x 8 mm |
| Working temperature | 0 ÷ 45° C |
| Net weight | 2,65 kg |

## A481/15

### *AUTO REWIND AIR HOSE REEL*

Made of polypropylene shell, with polyurethane mesh hose and regulation for distributing evenly the tube in the internal part, tools free adjustable stop ball and 180° swivel mount bracket.



Box PP Polyprop.

| | |
|---|---|
| Max. pressure | 17 bar / 250 psi |
| Hose length | 15 + 1 m |
| Male Fitting | 1/4" BSPT |
| Hose diameter | Ø 12 x 8 mm |
| Working temperature | 0 ÷ 45° C |
| Net weight | 4,1 kg |

## A481/15H

### *AUTO REWIND AIR HOSE REEL*

Made of polypropylene shell, with polyurethane mesh hose and regulation for distributing evenly the tube in the internal part, tools free adjustable stop ball and 180° swivel mount bracket.

Box PP Polyprop.

| | |
|---|---|
| Max. pressure | 17 bar / 250 psi |
| Hose length | 15 + 1 m |
| Male Fitting | 3/8" BSPT |
| Hose diameter | Ø 13,5 x 9,5 mm |
| Working temperature | 0 ÷ 45° C |
| Net weight | 4,5 kg |

## A481/30H

### *AUTO REWIND AIR HOSE REEL*

Made of polypropylene shell, with polyurethane mesh hose and regulation for distributing evenly the tube in the internal part, tools free adjustable stop ball, low speed retraction system and 180° swivel mount bracket.

Box PP Polyprop.

| | |
|---|---|
| Max. pressure | 17 bar / 250 psi |
| Hose length | 30 + 2 m |
| Male Fitting | 3/8" BSPT |
| Hose diameter | Ø 13,5 x 9,5 mm |
| Working temperature | 0 ÷ 45° C |
| Net weight | 9,5 kg |

## 0378/1510

### *AUTO REWIND AIR HOSE REEL*

With pu mesh hose and regolation for distributing evenly the tube in the internal part.

Box PP Polyprop.

| | |
|---|---|
| Max. pressure | 18 bar / 260 psi |
| Hose length | 15 + 1 m |
| Male Fitting | 3/8" BSPT |
| Hose diameter | Ø 13,5 x 9,5 mm |
| Working temperature | 0 ÷ 45° C |
| Net weight | 5 kg |

## B481/20

NEW

### *AUTO REWIND INDUSTRIAL AIR HOSE REEL*

Sturdy industrial steel frame, reinforced polyurethane hybrid tube, height-adjustable arm with anti-tangle system, tool-free adjustable stop ball.

Box Steel

| | |
|---|---|
| Max. pressure | 16 bar / 230 psi |
| Hose length | 20 m |
| Male Fitting | 1/4" BSPT |
| Hose diameter | Ø 9,5 x 15 mm |
| Working temperature | 0 ÷ 45°C |
| Net weight | 11,3 kg |

## 0793

### *WOOD-BURNING PEN SET WITH 6 PINS OF DIFFERENT SHAPE*

7 Pcs  Blister

| | |
|---|---|
| Power | 230 V 50 Hz 30 W |

## 0033A

### *HIGH PRECISION TEMPERATURE -CONTROLLED SOLDERING IRON STATION*

Adjustable temperature 150-420°C, iron tip with hole Ø 6 mm.

Box

| | |
|---|---|
| Melting point | 215° |
| Working temperature | 215 ÷ 300°C |
| Max temperature | 420°C |
| Power station supply | 230 V 50 Hz |
| Soldering power supply | 24 V 48 W |

## 0031

### *HIGH PRECISION TEMPERATURE -CONTROLLED SOLDERING IRON STATION*

Adjustable temperature 150°C - 420°C, iron tip with hole ø 6 mm.

Box

| | |
|---|---|
| Melting point | 215° |
| Working temperature | 215 ÷ 300°C |
| Max temperature | 450°C |
| Power | 230 V 50 Hz 37 W |

## 0027/30W

### *SOLDERING IRON*

Blister

| | |
|---|---|
| Power | 230 V 50 Hz 30 W |
| Working temperature | 450°C ± 10% |

## 0027/40W

### *SOLDERING IRON*

Blister

| | |
|---|---|
| Power | 230 V 50 Hz 40 W |
| Working temperature | 450°C ± 10% |

## 0033A/TIP

### *SOLDERING IRON TIP SET*

4 Pcs  Hangable

## 0027/40W/TIP

### *SOLDERING IRON TIP SET*

4 Pcs  Hangable

## 0037

### *SOLDERING IRON COMBINATION SET*

Blister

| | |
|---|---|
| Power | 230 V 50 Hz 30 W |

## 0037/TIP

### *SOLDERING IRON SPARE PART TIP*

Set of tips with hole ø 6mm.

5 Pcs  Hangable

## 0864

### GAS SOLDERING IRON

Tip and solder heads with protection cap and gas igniter.

Blister

| | |
|---|---|
| Dimensions | 130 x 23 mm |
| Capacity | 8 ml |

## 0026

### SOLDERING GUN

With tin and a spare pointer.

Blister

| | |
|---|---|
| Power | 230 V 50 Hz 100 W |

## 0443

### FAST HEATING SOLDERING GUN

With adjustable temperature.

Carrying case

| | |
|---|---|
| Power | 230 V 50 Hz 200 W |
| Temperature | 70 °C ÷ 500 °C |

## 0024

### HOT AIR GUN

Box

| | |
|---|---|
| Temperature | 300 °C - 500 °C |
| Air stream | 280 l/min - 480 l/min |
| Power | 230 V 50Hz 1,5 kW |

## 0694

### HOT AIR GUN SET

At 2 temperatures, with spatula, scrapers and diffusers.

10 Pcs

Carrying case

| | |
|---|---|
| Temperature | 350 °C - 550 °C |
| Air stream | 300 l/min - 500 l/min |
| Power | 230 V 50 Hz 1 - 2 kW |

## 0444

### DIGITAL HOT AIR GUN SET

With electronic temperature control, lcd display to show the temperature, 2 levels of air flow, ideal for heating, folding, bending, removing paint.

6 Pcs

Box

ABS

| | |
|---|---|
| Power | 230 V 50 Hz 2 kW |
| Temperature | I 50°C - II 70°C ÷ 600°C - III 70°C ÷ 600°C |
| Air stream | I 300L/min - II 300L/min - III 500L/min |

## 0865

### ELECTRIC BARBECUE LIGHTER

Lights charcoal on the barbecue or in the fireplace completely without chemicals and matchsticks. 600°C heat generated and sets charcoal on fire in approx. 30 - 60 seconds.

Box

| | |
|---|---|
| Power | 230 V 50 Hz 2 kW |
| Temperature | 600° C |

## 0441

### HOT KNIFE FOR POLYSTYRENE WITH ADJUSTABLE TEMPERATURE

For polystyrene, plastic, foam and sponge, adjustable cutting length, metal stand.

Box

| | |
|---|---|
| Power | 230 V 50 Hz 220 W |
| Temperature | 120 - 220 - 330 - 400 - 450 °C |
| Cutting capacity with adjustment | 20 ÷ 90 mm |
| Max cut | 150 mm |

## 0321

### *HOT KNIFE FOR POLYSTYRENE WITH ADJUSTABLE TEMPERATURE*

For polystyrene, plastic, foam and sponge, adjustable cutting length.

Box

| | |
|---|---|
| Power | 230 V 50 Hz 130 W |
| Temperature | Max 450 °C |
| Cutting capacity with adjustment | 14 ÷ 97 mm |
| Max cut | 120 mm |

## 0333/150

### *SPARE BLADE*

For item 0333.

## 0333

### *HOT KNIFE FOR POLYSTYRENE WITH ADJUSTABLE TEMPERATURE*

For polystyrene, plastic, foam and sponge, adjustable cutting length, metal stand.

Carrying case

| | |
|---|---|
| Power | 230 V 50 Hz 150 W |
| Temperature | Max 500 °C |
| Max cut | 150 mm |

## 0706

### *GLUE GUN TRIGGER FEED*

Carrying case

| | |
|---|---|
| Power | 230 V 40 W 300 °C |
| Glue stick | Ø 12 mm |

## 0431

### *GLUE GUN TRIGGER FEED*

Equipped with automatic advance and Led to segnal connection to electric power.

Blister

| | |
|---|---|
| Power | 230 V 35 W 200 °C |
| Glue stick | Ø 12 mm |
| Glue flow | 16 ÷ 20 g/min |

## 0034

### *HOT MELT GLUE STICKS*

10 Pcs Blister

| | |
|---|---|
| Dimensions | Ø 12 x 200 mm Tot. 200 gr |

## 0071

### *HOT MELT GLUE STICKS*

10 Pcs Blister

| | |
|---|---|
| Dimensions | Ø 12 x 200 mm Tot. 200 gr |

## 0156-

### *FLEXIBLE OIL-CAN*

| Art. | Capacity |
|---|---|
| 0156/200 | 280 ml |
| 0156/500 | 560 ml |

## 0158/500

### *OILER WITH FLEXIBLE SPOUT*

Plastic

made in italy

| | |
|---|---|
| Capacity | 500 ml |

## 0164/250

### *OILER WITH VERTICAL FLEXIBLE SPOUT*

Plastic

made in italy

| | |
|---|---|
| Capacity | 250 ml |

## 0473-

### *OIL DRAIN PAN*

With pouring spout and handles, made of high density polyethylene, impact resistant.

| Art. | Capacity | Dimensions |
|---|---|---|
| 0473/10 | 10 l | Ø 400 x 120h mm |
| 0473/15 | 15 l | Ø 500 x 130h mm |

## 0171-

### *MEASURING JUG*

With flexible spout, screw cover and anti-dripping end cap.

Plastic

| Art. | Capacity |
|---|---|
| 0171/2 | 2 l |
| 0171/3 | 3 l |
| 0171/5 | 5 l |

## 0183/750

### *PLASTIC CAN WITH SPOUT*

Plastic

made in italy

| | |
|---|---|
| Capacity | 750 ml |

## 0172/150

### *PLASTIC FUNNEL*

Closing screw, flexible spout, anti-dripping top/end covers and upper handle for the hanging.

Plastic

| | |
|---|---|
| Diameter | Ø 150 mm |
| Height | 435 mm |

## 0677/500

### *500 CC HAND OPERATED LEVER GREASE GUN*

Composed of metal tank and pump, coupler and 300 mm PVC flexible hose, for using with loose grease or Ø 53 mm grease cartridges.

Box

| | |
|---|---|
| **Capacity** | 500 cc |
| **Flexible hose sizes** | Ø 8 x 300 mm |

## 0677

### *1000 CC HAND OPERATED LEVER GREASE GUN*

Composed of metal tank and pump, coupler and 450mm PVC flexible hose for using Ø 55mm grease cartridges or loose grease (adaptor already mounted).

Box

| | |
|---|---|
| **Capacity** | 1000 cc |
| **Flexible hose sizes** | Ø 9 x 450 mm |

## 0677/IA

### *AIR OPERATED GREASE GUN*

To be used with Ø 55mm cartridge or loose grease with 2 grease cartridges, 400mm reinforced hose included and 4 jaw adjustable fitting.

Box

| | |
|---|---|
| **Capacity** | 800 cc |
| **Dimensions** | Ø 60 x 500 mm |
| **Working pressure** | 4 - 6 bar |
| **Max. pressure** | 10 bar |

## 0677/500CG

### *GREASE CARTRIDGE*

Based on lithium soap, dropping point> 185 ° C, resistant to high loads.

Box

| | |
|---|---|
| **Capacity** | 500 cc |
| **Dimensions** | Ø 53mm |
| **Working temperature** | -20°C \| +130°C |
| **Net weight** | 400 g |

## 0677/CG

### *GREASE CARTRIDGE*

Based on lithium soap, dropping point> 185 ° C, resistant to high loads

Box

| | |
|---|---|
| **Capacity** | 650 cc |
| **Dimensions** | Ø 55 mm |
| **Working temperature** | -20°C \| +130°C |
| **Net weight** | 600 g |

## 0677/SO

### *PLASTIC SUCTION DISCHARGE GUN*

Box

Plastic

| | |
|---|---|
| **Capacity** | 500 g |
| **Dimensions** | Ø 50 x 500 mm |

## G030-

### *EMULSIFIABLE COOLANT AND LUBRICANT FLUID*

Of high quality, mixable with water in these percentages: grinding: 2,5-3,5%, turning and milling: 3-4%, deep drilling: 4-7%, threading, tapping and light stamping: 7-15%.

made in italy

| Art. | Quantity |
|---|---|
| G030/01 | 1 l |
| G030/05 | 5 l |
| G030/25 | 25 l |

## S401/00

### *MULTI-FUNCTION SPRAY*

A multipurpose product: it lubricates, protects, and releases. It is water-repellent and corrosion preventive. It protects parts subject to exposed water-pins, levers, and outboard motor parts. It meets the nautical market requirements and thanks to its high waterproofing / water-repellent capacities it's ideal for maintenance on any machine part.

made in italy

| Capacity | 400 ml |
|---|---|

## S401/01

### *COLD GALVANIZER*

Cold galvanizer with high molecular weight, it chemically solidifies producing a long lasting metal coating. It protects all metal surfaces from oxidation. It forms an even resistant layer which can be painted or left as a final protection. It is ideal for retouching, for finishing and repairing galvanized parts.

made in italy

| Capacity | 400 ml |
|---|---|

## S401/02

### *MULTIPURPOSE GREASE*

A compound of high quality saponified greases. Grease with a wide range of use, good chemical stability, water-repellent and adhesiveness properties. It protects against water and it is perfectly stable and resistant to salty and dirty atmospheres,acid and basic solution and atmospheric corrosion. Ideal for lubricating bearing, bushings, hubs, kingpins, guides and general use on motor vehicles, farming and industrial machinery.

made in italy

| Capacity | 400 ml |
|---|---|

## S401/03

### *SOLVENT AND RELEASING*

Penetrating synthetic fluid with a high solvent and releasing power, it facilitates the releasing process of bolts, joints, threads, hinges and all other mechanical parts from rust and oxidation. It also leaves a long lasting waterproof and water repellent protective film.

made in italy

| Capacity | 400 ml |
|---|---|

## S401/04

### *PURE SILICONE OIL*

Solution based on pure silicone oil that has anti-stick release agents and lubricants on various materials. It also gives a good water repellency on treated materials preventing the accumulation of electrostatic charges. It works as polishing and protective on plastic parts and it protects the seals from cracking increasing tightness and durability.

made in italy

| Capacity | 400 ml |
|---|---|

## S401/05

### *WELDING ANTIADHESIVE*

A product made of filmforming synthetic polymers which, owing to their special features, it prevents the seizure of welding spatter to any surface. The film also prevents oxidation and corrosion caused by chemicals. It is suitable for autogenous, electric and inert-gas welding. The compound is free of silicon substances.

made in italy

| Capacity | 400 ml |
|---|---|

## S401/06

### *SPRAY STAINLESS STEEL*

This zinc coating is silicone resin based and it forms a protective layer. Formulated to remain unchanged over time with exceptional resistance to chemical corrosion and weathering and good mechanical strenght. Quick drying coating.

made in italy

| Capacity | 400 ml |
|---|---|

## S401/08

### *DRY PTFE LUBRICANTING AGENT*

Dry, water-repellent, anti-adhesive lubricant. Does not withhold dust and does not stain. It forms a dry and flexible layer of PTFE on the part treated that adheres tightly to metal, wood, and plastic, etc. Temperature-resistant between -80°C and +260°C. It provides protection against corrosion. Ideal for drive chains, threads, rollers, belts, guides and heavy-duty tools, etc.

made in italy

| Capacity | 400 ml |
|---|---|

## S401/09

### *COPPER GREASE*

This product is made of super fine foliated copper particles and special corrosion inhibitors. It has protective and lubricating properties at high temperatures. Resistance to high temperatures (1000 °C), high adhesive capacity and anti-corrosion capacity make it ideal for all cases where heat or a highly corrosive environment can create irreversible blocks: slip, ring, pins, motor, exhausts, electrical, contacts, threaded connections, injection valves, etc.

made in italy

| Capacity | 400 ml |
|---|---|

## S401/10

### *CUTTING OIL*

New product developed for specific professional applications in hard metal cutting and operations. Oil with a paraffin mineral base enriched with special EP anti-weld additives. Ideal for use in difficult threading operations with particularly hard, alloy steel. Suitable for use in the hydraulic sector.

made in italy

| Capacity | 400 ml |
|---|---|

## S401/11

### *AIR CLEAN*

It removes dust even from lesser accessible parts. It is a must for cleaning lenses, objectives, computers and any kind of mechanism.

made in italy

| Capacity | 400 ml |
|---|---|

## S401/12

### *DE-OXIDIZING AGENT FOR ELECTRIC CONTACTS*

Specifically formulated for the deep cleaning of electrical, electronic and electromagnetic contacts. It immediately removes humidity and oily substances like grease, oil, sludge, wax and glue from the surface, leaving it clean and degreased. The product might be corrosive to certain delicate surfaces.

made in italy

| Capacity | 400 ml |
|---|---|

## S401/13

### *VASELINE OIL*

Pure vaseline oil particularly indicated for applications where periodically maintenance, cleaning and lubrication are necessary. It is recommended for the lubrication of delicate mechanism. Due to its special formulation it protects and lasts for long time.

made in italy

| Capacity | 400 ml |
|---|---|

## S401/07

### *BRAKE CLEANER, CARBURETORS AND THROTTLE BODIES*

Special cleaner particularly effective on all mechanical components that require to be degreased without rinsing such as brakes and clutches. It rapidly dissolves oil, grease and other dirty substances. Developed for cleaning throttle bodies and intake manifolds that are made out of plastic material. It removes carbon and oily deposits from the throttle body and the entire intake system. It reduces the emission of harmful exhaust gases.

made in italy

| Capacity | 500 ml |
|---|---|

## S401/14

### *PURE ZINC*

It is a cold galvanizer with high molecular weight. It chemically solidifies producing a long-lasting metal coating. It protects all metal surfaces from oxidation. It forms a resistant layer which can be painted or left as a final protection. It offers exceptional resistance to weathering in difficult conditions. It is ideal for retouching, finishing, and repairing galvanized parts.

made in italy

| Capacity | 400 ml |
|---|---|

## S401/15

### *ZINC ADHESIVE LUBRICANT FOR CHAINS*

High performance chain grease, this high quality product developed and tested for the racing industry (on-and off-road motorcycles) provides guaranteed lubrication for extended periods of intense use. It reduces wearing of chains, crowns, pinions and all mechanical moving parts, while also protecting against water and dust.

made in italy

| Capacity | 400 ml |
|---|---|

## S401/16

### *LITHIUM GREASE*

Contains lithium and titanium oxides that make it specific and suitable for the nautical sector. It has long-term lubrication and performs in the presence of saline and aggressive atmospheres. It has long-term stability and resistance to oxidation. It protects surfaces from corrosive agents and it is suitable for both high temperatures (220°C/428°F) and low temperatures (-40°C/-40°F). Excellent for lubricating pins, joints, transmissions, levers, suspensions, hinges and exposed machine parts.

made in italy

| Capacity | 400 ml |
|---|---|

## 0660-

### *PLASTIC FUEL TANK*

With flexible filler, "UN" certified according to european directives.

Plastic

| Art. | Capacity | Dimensions | Net weight |
|---|---|---|---|
| 0660/05 | 5 l | 260 x 120 x 250h mm | 0,5 kg |
| 0660/10 | 10 l | 330 x 160 x 300h mm | 0,7 kg |
| 0660/20 | 20 l | 400 x 200 x 360h mm | 1 kg |

## 0189-

### *METAL FUEL TANK*

With flexible filler, "UN" certified according to european directives.

| Art. | Capacity | Net weight |
|---|---|---|
| 0189/05C | 5 l | 1,5 kg |
| 0189/10C | 10 l | 2,5 kg |
| 0189/20C | 20 l | 3,7 kg |

## 0189/G

### *METAL POURING SPOUT*

10 Pcs

## 0194

### *METAL POURING SPOUT*

5 Pcs

## 0356

### *TROLLEY PRESSURE SPRAYER WITH BRASS LANCE PIPE*

With FPM gaskets.

Box

| Capacity | 16 l |
|---|---|

## 0303

### *PRESSURE SPRAYER WITH BRASS LANCE PIPE*

With gauge and FPM gaskets.

Box

| Capacity | 8 l |
|---|---|

## 0274

### *PRESSURE SPRAYER WITH BRASS NOZZLE*

With FPM (Viton) gaskets.

| | |
|---|---|
| **Capacity** | 2 l |

## 0289

### *PRESSURE SPRAYER WITH BRASS NOZZLE*

Rubber gaskets.

| | |
|---|---|
| **Capacity** | 2 l |

## P024/06

### *LEVER ACTION HAND PUMP*

For transferring lubricating oil, diesel, kerosene and antifreeze drums with rigid steel pipe ø 16 x 700mm with thread M16 x 1 and delivery pipe in plastic.

Box

Alu
Aluminum

| | |
|---|---|
| **Capacity** | 6 l/min |
| **Single stroke capacity** | 0,10 l |
| **Pump thread** | 2" / 1-1/2" |

## 0386

### *LEVER ACTION HAND OIL PUMP*

For transferring lubricating oil, diesel, kerosene and antifreeze drums with telescopic pipe.

Box

| | |
|---|---|
| **Capacity** | 18 l/min |
| **Pump thread** | 2" / 1-1/2" |

## 0385

### *ROTARY HAND PUMP*

For transferring lubricating oil, diesel, kerosene and antifreeze drums with telescopic suction pipe.

Box

Alu
Aluminum

| | |
|---|---|
| **Capacity** | 20 l/min |
| **Pump thread** | 2" |

## 0474/PP

### *PVC DIESEL GUN*

Box

| | |
|---|---|
| Capacity | 60÷80 l/min |
| Nozzle | Ø 25 mm |
| Inlet thread | 1" BSP |

## 0474/PE

### *NOZZLE OIL GUN*

With swivel connector.

Box

Alu

Aluminum

| | |
|---|---|
| Capacity | 60÷120 l/min |
| Nozzle | Ø 25 mm |
| Inlet thread | 1" BSP |

## 0474/PA

### *AUTOMATIC DIESEL GUN*

With swivel connector.

Box

| | |
|---|---|
| Capacity | 90 l/min |
| Nozzle | Ø 25 mm |
| Inlet thread | 1" BSP |

## 0272

### *DRILL PUMP*

For no flammable, explosive, corrosive and oily liquid. Suitable use for rack spindles.

Blister

Plastic

| | |
|---|---|
| Hydraulic head | 30 m |
| Pump capacity | 40 l/min |
| Max. pressure | 0,3 MPa |
| Max speed | 3400 rpm |
| Max temperature | 40°C |
| Hose diameter | 19 mm \| 3/4" |

## 0755

### *12VDC DIESEL PUMP*

For mineral oil and diesel.

Box

| | |
|---|---|
| Motor | DC 12 V, 175 W |
| Motor speed | 4500 rpm |
| Pump capacity | 40 l/min |
| Hydraulic head | 2 m |
| Suction | 4 m |
| Inlet thread | 25 mm |
| Size | 200 x 120 x 155 mm |
| Usage time | Max 30 min |

## R60XA

### *TRIPOD ELECTRIC RADIANT INFRARED HEATER*

Metal housing, with net-cover.

Box

| Art. | Power | Tripod height without heaters | Cable | Cable length |
|---|---|---|---|---|
| R609A | 230 V - 1,3 kW | 600 ÷ 1500 mm | 3 x 1,5 mm2 H07RN-F | 3 m |
| R610A | 230 V - 2 kW | 600 ÷ 1500 mm | 3 x 1,5 mm2 H07RN-F | 3 m |

## T609

### *ADJUSTABLE HEIGHT TRIPOD*

Suitable for light, heater.

Box

| | |
|---|---|
| Height | 600 ÷ 1500 mm |
| Upper fixing | M 8 |

## R609

### *INFRARED HEATER*

With support for wall mounting metal housing, with net-cover.

Box

| | |
|---|---|
| Power | 230 V - 1,3 kW |
| Cable | 3 x 1,5 mm2 H07RN-F |
| Cable length | 3 m |

## R610

### *INFRARED HEATER*

With support for wall mounting metal housing, with net-cover.

Box

| | |
|---|---|
| Power | 230 V - 2 kW |
| Cable | 3 x 1,5 mm2 H07RN-F |
| Cable length | 3 m |

## R60XB

### *ELECTRIC RADIANT INFRARED HEATER WITH STAND*

Metal housing, with metal net-cover.

Box

| Art. | Power | Cable | Cable length |
|---|---|---|---|
| R609B | 230 V - 1,3 kW | 3 x 1,5 mm2 H07RN-F | 1,1 m |
| R610B | 230 V - 2 kW | 3 x 1,5 mm2 H07RN-F | 1,1 m |

## B609

### *INFRARED BULB*

Box

| | |
|---|---|
| Power | 230 V - 1,3 kW |
| Length | 250 mm |

## B610

### *INFRARED BULB*

Box

| | |
|---|---|
| Power | 230 V - 2 kW |
| Length | 340 mm |

## 0218-

### *LED FLOODLIGHTS*

Aluminium super slim die-cast housing, tempered glass.

Box | Alu Aluminum | IP65

| Art. | Power | Luminous flux | Colour temperature | LED number | Cable | Dimensions |
|---|---|---|---|---|---|---|
| 0218/10 | 230 V 50 Hz 10 W | 800 lm | 4000 K | 15 SMD LED | 30 cm, H05RN-F 3 x 1 mm² | 150 x 95 mm |
| 0218/20 | 230 V 50 Hz 20 W | 1600 lm | 4000 K | 28 SMD LED | 30 cm, H05RN-F 3 x 1 mm² mm | 145 x 120 mm |
| 0218/30 | 230 V 50 Hz 30 W | 2400 lm | 4000 K | 42 SMD LED | 30 cm, H05RN-F 3 x 1 mm² mm | 180 x 150 mm |
| 0218/50 | 230 V 50 Hz 50 W | 4000 lm | 4000 K | 56 SMD LED | 30 cm, H05RN-F 3 x 1 mm² | 210 x 180 mm |

## 0218-XB

### *LED FLOODLIGHT WITH STAND*

Aluminium super slim die-cast housing, tempered glass.

Box | Alu Aluminum | IP65

| Art. | Power | Luminous flux | Colour temperature | Cable |
|---|---|---|---|---|
| 0218/10B | 230 V 50 Hz 10 W | 800 lm | 4000 K | 2 m, 3 x 1 mm² H05VV-F |
| 0218/20B | 230 V 50 Hz 20 W | 1600 lm | 4000 K | 2 m, 3 x 1 mm² H05VV-F |
| 0218/30B | 230 V 50 Hz 30 W | 2400 lm | 4000 K | 2 m, 3 x 1 mm² H05VV-F |
| 0218/50B | 230 V 50 Hz 50 W | 4000 lm | 4000 K | 2 m, 3 x 1 mm² H05VV-F |

## 0218-XS

### *LED FLOODLIGHT WITH MOTION AND BRIGHTNESS SENSOR*

Aluminium super slim die-cast housing, tempered glass.

Box | Alu Aluminum | IP54

| Art. | Power | Luminous flux | Colour temperature | Cable |
|---|---|---|---|---|
| 0218/10S | 230 V 50 Hz 10 W | 800 lm | 4000 K | 30 cm, 3 x 1 mm² H05VV-F |
| 0218/20S | 230 V 50 Hz 20 W | 1600 lm | 4000 K | 30 cm, 3 x 1 mm² H05VV-F |
| 0218/30S | 230 V 50 Hz 30 W | 2400 lm | 4000 K | 30 cm, 3 x 1 mm² H05VV-F |
| 0218/50S | 230 V 50 Hz 50 W | 4000 lm | 4000 K | 30 cm, 3 x 1 mm² H05VV-F |

## 0343

### *FLEXIBLE ARM LAMP*

Box

IP20

| | |
|---|---|
| Power | 230 V 50 Hz |
| Bulb | Max 40 W, E27 not included |
| Range of action | 800 mm |
| Clamp capacity | 35 mm |

## 0366

### *56 LED MAGNIFIER LAMP*

With lense.

Box

IP20

| | |
|---|---|
| Power | 230 V 50 Hz 9 W |
| Magnification | 2x |
| Luminous flux | 600 lm |
| Colour temperature | 6500 K |
| Lens | Ø 120 mm |
| Range of action | 810 mm |
| Clamp capacity | 70 mm |

## 0530

### *LED LAMP*

With lens.

Box

| | |
|---|---|
| Power | 230 V 50 Hz 22 W |
| Magnification | 3x |
| Lens | Ø 120 mm |
| Range of action | 810 mm |
| Clamp capacity | 70 mm |
| Luminous flux | 1000lm |

## 0530A

### *LED LAMP*

With lens.

Box

| | |
|---|---|
| Power | 250 V 50 Hz 11 W |
| Magnification | 3x |
| Lens | Ø 127 mm |
| Clamp capacity | 75 mm |
| Luminous flux | 1000 lm |
| Colour temperature | 6000 K |

## 0891A

### *LED LAMP*

With two lenses, dimmable touch buttons, 6 UV Led lights and a super bright and adjustable light point. Lifetime up to 25,000 hours.

| | |
|---|---|
| Power | 250 V 50 Hz 11 W |
| Magnification | 2x + 6x |
| Lens | Ø 138 mm |
| Clamp capacity | 75 mm |
| Luminous flux | 1000 lm |
| Colour temperature | 6000 K |

## 0516

### *LOW CONSUMPTION LAMP*

With lens.

Box

| | |
|---|---|
| Power | 230 V 50 Hz 2 x 9 W |
| Magnification | 2x |
| Lens | 190 x 157 mm |
| Range of action | 810 mm |
| Clamp capacity | 70 mm |
| Luminous flux | 1000 lm |

## 0344

### *FLEXIBLE ARM LAMP*

With lens. Bulb not included.

Box

| | |
|---|---|
| Power | 230 V 50/60 Hz |
| Bulb | Max 60 W, E27 not included |
| Magnification | 2x |
| Lens | Ø 100 mm |
| Range of action | 800 mm |
| Clamp capacity | 35 mm |

## 0661

### *TABLE LAMP*

With lens.

Box

| | |
|---|---|
| Power | 230 V 50 Hz 11 W |
| Magnification | 2x |
| Lens | Ø 89 mm |

## 0625

### HEAD LIGHT WITH MAGNIFYING LEN SET

Box

| Multiplier | Target distance (mm) |
|---|---|
| 1,2x | 520 ÷ 620 |
| 1,8x | 230 ÷ 320 |
| 2,5x | 150 ÷ 250 |
| 3,5x | 80 ÷ 120 |
| Bulb | 2,2 V - 0,25 A |
| Battery | 2 x 1,5V AAA |

## 0659

### CRYSTAL LENS SET

12 Pcs  Expositor

| Contents | Magnifications | | |
|---|---|---|---|
| 3 Pcs ø 50 | 3x - 10x mm | 3 Pcs ø 75 | 3x - 8x mm |
| 3 Pcs ø 60 | 3x - 8x mm | 3 Pcs ø 90 | 3x - 8x mm |

## L006

### LED MAGNIFIER

Box

| | |
|---|---|
| Lens | 50 x 50 mm |
| Magnification | 3x |
| LED | 5 - 9000 mcd |
| LED | 1 |
| Battery | 4 Ag10 |
| Pack | 10 |

## 0437

### HIGH POWERFUL LED TORCH

Long range, distance capacity more than 150 m, long life.

Box

| | |
|---|---|
| Not included batteries | 4 C |
| LED power | 3 W |
| Autonomy | 25 h / 100 % |

## 0482/3

### HEAD LAMP WITH SENSOR

Switch on and off function by passing the hand in front of the lamp.

PLAY

Box

| | |
|---|---|
| LED | 3 W COB |
| Luminous flux | Max 300 lm |
| Colour temperature | 6500 K |
| Battery | 3.7 V 1500 mAh Li-ion |
| Autonomy | 4 h |
| Recharging time | 3 h |

## 0493/1

### LED HEADLIGHT

80 lm, made of ABS and rubber cover, with elastic belt, 2 funcitons: focus and flash, for using with 3 batteries AAA type.

Box

| | |
|---|---|
| Not included batteries | 3 x AAA |
| Intensity | 80 lm |
| Sizes | Ø 50 x 42 x 58 mm |
| Autonomy | 10 h |

## 0493/2

### LED HEADLIGHT

120 lm, with elastic belt, 2 funcitons: focus and flash, for using with 3 batteries AAA type.

Box

| | |
|---|---|
| Not included batteries | 3 x AAA |
| Intensity | 120 lm |
| Sizes | Ø 75 x 45 x 45 mm |
| Autonomy | 5 h |

## 0209

### 10 + 1 LED MAGNETIC WORK LIGHT

With rotating head, Led on the top and front with 2 brightness levels.

Blister  Alu Aluminum  IP20

| | |
|---|---|
| Luminous flux | 50 - 300 lm |
| Colour temperature | 6500 K |
| Not included batteries | 3 AAA |
| Tilting head | 180° |
| Revolution | 180° |
| Dimensions | 35 x 330 mm |

## 0128A

### *COB +1 LED POCKET TORCH LIGHT WITH MAGNET*

Swivel clip, long lasting, small size and high brightness make it essential in professional and do-it-yourself lines.

Expositor | ABS

| | |
|---|---|
| Sizes | 174 x 43 x 22 mm |
| Luminous flux | 140 lm |
| Not included batteries | 3 x AAA |

## 0671/1P

### *WHITE LED FLASHLIGHT WITH EXTRA BRIGHTNESS*

Blister | Alu Aluminum | IP44

| | |
|---|---|
| Not included batteries | 2 AAA |
| LED number | 1 - 9000 mcd |
| Sizes | Ø 12,5 x 141 mm |

## 0787

### *ALUMINUM TORCH*

Blister | Alu Aluminum

| | |
|---|---|
| Not included batteries | 2 C |
| LED number | 8 LED 11000 mcd |
| Sizes | Ø 48,5 x 31 x 215 mm |

## 0492

### *LED FLASHLIGHT WITH TELESCOPIC MAGNET*

Expositor | Alu Aluminum

| | |
|---|---|
| Button batteries | 4 x LR44 |
| LED number | 6 |
| Intensity | 6 x 10 lm |
| Sizes | Ø 30 x 21 x 180 mm |
| Max length | 710 mm |
| Autonomy | 3 h |

## 0107

### *30 + 7 LED MAGNETIC LIGHT*

With magnet and hook on the back side.

Expositor | ABS

| | |
|---|---|
| Single LED life | 100000 hours |
| Intensity | 50 lm |
| Not included batteries | 3 AA |
| Dimensions | 40 x 35 x 203 mm |

## 0311

### *24 LED MAGNETIC LIGHT*

With magnet and hook on the back side.

Expositor | ABS

| | |
|---|---|
| Single LED life | 100000 hours |
| Not included batteries | 3 AA |

## 0291

### *24 + 3 LED MAGNETIC LIGHT*

With magnet and hook on the back side.

Expositor | ABS

| | |
|---|---|
| Single LED life | 100000 hours |
| Not included batteries | 3 AAA |

## 0338

### *ALUMINUM HAND TORCH WITH 1 LED AND MANUAL ZOOM*

3 light types: strong, media and flashing; adapter to work with 3 batteries AAA type in a box.

Box | Alu Aluminum

| | |
|---|---|
| Battery | 1 li-ion 3.7V/ 1800 mAh |
| LED | Q3 3 W |
| Sizes | Ø 34,5 x 28 x 135 mm |
| Battery charger | 110 / 230 V 50 / 60 Hz |
| Autonomy | 4 h |

## 0597

### RECHARGEABLE LED LIGHT WITH MAGNET

With battery charger 12 Vdc and 230 Vac, foldable, hanghing and magnetic.

ABS IP20

Box

| | |
|---|---|
| Battery | 3.7 V 1800 mAh |
| LED | 8 SMD + 5 LED |
| Recharging time | 8 ÷ 10 h |
| Autonomy | 7 ÷ 8 h |
| Luminous flux | 300 + 100 lm |

## 0889

### RECHARGEABLE LED LIGHT WITH MAGNET

With battery charger 12 Vdc and 230 Vac, foldable, hanging and magnetic.

ABS

Box

| | |
|---|---|
| Battery | 3,7 V - 1100 mAh - Lithium |
| LED | 21 + 5 - 9000 mcd |
| Recharging time | 4 ÷ 5 h |
| Autonomy | 4 ÷ 6 h |
| Luminous flux | 400 + 150 lm |

## 0693A

### RECHARGEABLE LED LAMP

With charging station, foldable, hanging and magnetic.

ABS

Box

| | |
|---|---|
| Battery | 3,7V - 2600mAh - Li-ion |
| LED | 6W COB LED - 1W SMD 6500K |
| Luminous flux | 600 lm |
| Recharging time | 4 h |
| Autonomy | 4,5 h Eco mode |
| Working temperature | -10°C÷ 40°C |

## 0401

### COB LED TECHNOLOGY RECHARGEABLE LAMP

High capacity lithium battery for long time operation, magnetic back for hand-free application, flexible standing arm for multi-angle lighting purposes, strong light output 180 lumens.

ABS

Box

| | |
|---|---|
| Power | 100 ÷ 240 V , 50 ÷ 60 Hz |
| Battery | 3,7 V - 2600 mAh - Li-ion |
| Recharging time | 6 h |
| Autonomy | 3,5 h |
| Intensity | 180 lm |

## 0123

### MULTIFUNCTION USB RECHARGEABLE LED LIGHT

Equipped with a front LED flashlight with various brightness levels, and white and red LEDs on the sides with flashing function. USB charging cable and power adapter. Charging and charging status LEDs. Can be charged directly from your computer. IPX4 rated.

ABS

Box

| | |
|---|---|
| Battery | 3.7V - 1800 mAh - Li-ion |
| LED | 24 Cree XPG R5 |
| Intensity | 30 - 300 lm |
| Dimensions | 191 x 99 x 148 mm |
| Battery charger | USB 110 - 230 V 50 - 60 Hz |
| Autonomy | 2,5 h |

## G900

### CAMPING LANTERN

ABS

Box

| | |
|---|---|
| Dimensions | Ø 60 x 160 mm |
| Intensity | 150 lm |
| Not included batteries | 3 x AA |

## L008

### SLIM INSPECTION CORDLESS LED LIGHT

Rechargeable, high capacity lithium battery for long time operation, strong light output 400 lumen, the slim design and robust structure make it indestructible even if it falls from a height of one meter or, if it is forgotten on a flat floor, the car passes over it.

ABS

Box

PLAY

| | |
|---|---|
| Power | 100 ÷ 240 V , 50 ÷ 60 Hz |
| Battery | 3,7 V 2400 mAh Lithium |
| Luminous flux | 400 lm |
| Recharging time | 3,5 h |
| Autonomy | 3 - 10 h |
| Intensity | 400 lm |

## 0342

### PORTABLE NEON LAMP WITH HOOK

Blister

IP20

| | |
|---|---|
| Power | 230 V 50 Hz 8 W |
| Dimensions | Ø 31 x 435 mm |
| Cable | 5 m |

## 0900

### MULTI PORTABLE MAGNETIC LED LIGHT

COB Led portable lamp made in impact-resistant ABS. The ledlamp is adjustable in four different light intensities from 350 to 1400 Lumen. The strong magnet at the base and the rotatable body through 180°, makes it perfect to be used in any circumstance.

Box

Alu

Aluminum



| | |
|---|---|
| LED | COB |
| Power | USB Type C \| 5 V 2 A |
| Battery | 3.7 V 5200 mAh Li-ion |
| Luminous flux | 350 ÷ 1400 lm |
| Recharging time | 4 h |
| Autonomy | 3 h ÷ 14 h |
| Dimensions | 116 x 101 x 41,5 mm |

## 0900/BL

### MAGNETIC LED LAMP WITH EXTENDABLE UNDERCABINET STAND

The under-hood lamp consists of two magnetic, 360-degree rotatable Cob Led light points for a maximum of 2800 lumens (1400 lm + 1400 lm) and an extendable bar up to 2100 mm to fit any type of hood.

Box

ABS

Alu

Aluminum

Nylon

| | |
|---|---|
| LED | COB |
| Power | USB Type C \| 5 V 2 A |
| Battery | 3.7 V 5200 mAh Li-ion |
| Luminous flux | 2 x 400-1400 lm |
| Recharging time | 4 h |
| Autonomy | 4 h |
| Adjustable extension clamps | 850 ÷ 2100mm |

## 0429

### WORKING LAMP HOLDER WITH 5M POWER CORD

Without on/off switch, max 60 W for incandescent lamps, E27 screw cup bulb, voltage range 12 ÷ 230 V; bulb not included.

Hangable

IP54

| | |
|---|---|
| Cable length | 5 m |
| Screw cup bulb | E27 |
| Voltage | 230 V |

## 0428

### AUTOMATIC CABLE REEL WITH LAMP HOLDER

Overload protection, max 60w for incandescent lamps, Led light on the cable reel to show the presence of power, bulb not included.

Box

IP20

| | |
|---|---|
| Cable size | 13 + 1 m - H05RR-F - 2 x 1 mm² |
| Screw cup bulb | E27 |
| Voltage | 12 ÷ 230 V |

## E481/20P

NEW

### *AUTO REWIND CABLE REEL WITH SOCKET*

Supplied with Schuko socket and overload protection system.

Box

PP
Polyprop.

| | |
|---|---|
| Cable length | 20 + 2 m |
| Cable type | H05VV-F 3G1.5mm² |
| Power | 12 V ÷ 250 V (50 Hz) |
| Max power for rolled cable | 1 kW |
| Max power for unrolled cable | 2,5 kW |
| Power outlet | Schuko |
| Net weight | 6 kg |

## E481/20

NEW

### *AUTO REWIND CABLE REEL WITHOUT SOCKET*

With overload protection system.

Box

PP
Polyprop.

| | |
|---|---|
| Cable length | 20 + 2 m |
| Cable type | H05VV-F 3G1.5mm² |
| Power | 12 V ÷ 250 V (50 Hz) |
| Max power for rolled cable | 1 kW |
| Max power for unrolled cable | 2,5 kW |
| Net weight | 6 kg |

## A010-X

### *CABLE REEL*

Double isolation cable H05VV-F homologated, homologated PVC pressure-cast plug, thermal circuit breaker with manual reset, max. Power with rolled cable 1,2 kW, max. Power with unrolled cable 3,4 kW.

Box

| Art. | Cable length | Section | Drum |
|---|---|---|---|
| A010/10 | 10 m | 3 x 1,5 mm² | Ø 200 mm |
| A010/20 | 20 m | 3 x 1,5 mm² | Ø 250 mm |

## A010-

### *CABLE REEL*

Complies with standard EN 61242, double isolation cable H05VV-F homologated, homologated PVC pressure-cast plug, thermal circuit breaker with manual reset, max. Power with rolled cable 1,1 kW, max. Power with unrolled cable 3,2 kW.

Box

| Art. | Cable length | Section | Drum |
|---|---|---|---|
| A010/15 | 15 m | 3 x 1,5 mm² | Ø 190 mm |
| A010/25 | 25 m | 3 x 1,5 mm² | Ø 240 mm |
| A010/50 | 50 m | 3 x 1,5 mm² | Ø 310 mm |

## A010/30

### *CABLE REEL*

Conform to standard EN 61316, flexible cord H07RN-F neoprene homologated, IP 44 plugs, thermal circuit breaker with manual reset, max. power with rolled cord 5 kW, max. power with unrolled cord 11 kW.

Box

| | |
|---|---|
| Power | 230 V |
| Cable length | 30 m |
| Section | 3 x 2,5 mm² |
| Drum | Ø 340 mm |

## A010/30T

### *CABLE REEL*

Complies with standard EN 61316, flexible cord H07RN-F, neoprene homologated, IP 44 plugs, thermal circuit breaker, with manual reset, max. Power with rolled cord 5 kW, max. Power with unrolled cord 11 kW.

Box

| | |
|---|---|
| Power | 400 V |
| Cable length | 30 m |
| Section | 4 x 2,5 mm² |
| Drum | Ø 340 mm |

FERVI

0
10
20
30
40
50
60
0 1 2 3 4

## CALIPERS, HEIGHT GAUGE AND RULERS


p. 564 Digital calipers
p. 565 Calipers with dial gauge
p. 565 Vernier calipers
p. 569 Height gauge
p. 569 Digital lines


## DIAL INDICATORS


p. 570 Dial indicators
p. 572 Dial thickness gauges
p. 573 Edge finders


## MICROMETERS


p. 574 Outside micrometers
p. 575 Inside micrometers


## MEASURING TOOLS


p. 576 Magnetic base
p. 579 Inspection plates
p. 579 Squares
p. 581 Screw pitch gauge


## PRECISION TAPES, LEVELS AND GONIOMETERS


p. 584 Precision tapes
p. 585 Levels
p. 587 Protractors


## ANALOGIC AND DIGITAL METERS


p. 588 Endoscopes
p. 588 Testers
p. 590 Digital meters
p. 593 Refractometers
p. 594 Hardness testers


## SCALES AND DYNAMOMETERS


p. 596 Scales
p. 597 Dinamometers

## C031/150

### *STAINLESS STEEL ELECTRONIC DIGITAL CALIPER*

With 2 functions and a big screeen.

INOX IP67

Box 862

| | |
|---|---|
| Measuring range | 0÷150 mm \| 0÷6" |
| Reading | 0,01 mm \| 0,0005" |
| Caliper jaws | 40 mm |
| Beam | 16 x 3 mm |
| Battery | 1 x LR44 |

## C035-

### *STAINLESS STEEL ELECTRONIC DIGITAL CALIPER*

With glass rail for better accuracy, metal housing and buttons, data output with mini USB port, removable thumbroll, ground and lapped jaws, with locking screw.

INOX

Box 862

| Art. | Measuring range | Reading | Accuracy | Repeatability | Beam | Caliper jaws | Internal Jaws | Battery | Digit height |
|---|---|---|---|---|---|---|---|---|---|
| C035/150 | 0÷150 mm \| 0÷6" | 0,01 mm \| 0,0005" | 0,02 mm | 0,01 mm | 16 x 3 mm | 40 mm | 16,5 mm | 1 x 3V CR2032 | 9 mm |
| C035/200 | 0÷200 mm \| 0÷8" | 0,01 mm \| 0,0005" | 0,03 mm | 0,01 mm | 16 x 3 mm | 50 mm | 19,5 mm | 1 x 3V CR2032 | 9 mm |
| C035/300 | 0÷300 mm \| 0÷12" | 0,01 mm \| 0,0005" | 0,03 mm | 0,01 mm | 16 x 3 mm | 60 mm | 20,5 mm | 1 x 3V CR2032 | 9 mm |

## C033-

### *STAINLESS STEEL ELECTRONIC DIGITAL CALIPER*

With 3 functions and a big screen.



INOX

Box 862

| Art. | Measuring range | Reading | Beam | Caliper jaws | Battery |
|---|---|---|---|---|---|
| C033/150 | 0÷150 mm \| 0÷6" | 0,01 mm \| 0,0005" | 16 x 3,2 mm | 40 mm | 1 x LR44 |
| C033/200 | 0÷200 mm \| 0÷8" | 0,01 mm \| 0,0005" | 16 x 3,2 mm | 50 mm | 1 x LR44 |
| C033/300 | 0÷300 mm \| 0÷12" | 0,01 mm \| 0,0005" | 16 x 3,2 mm | 60 mm | 1 x LR44 |

## C041/150

### *MONOBLOCK STAINLESS STEEL ELECTRONIC DIGITAL CALIPER*

3 functions with big lcd.

INOX

Box

| | |
|---|---|
| Measuring range | 0÷150 mm \| 0÷6" |
| Reading | 0,01 mm \| 0,0005" |
| Caliper jaws | 40 mm |
| Beam | 16 x 3 mm |
| Battery | 1 x LR44 |

## C043-

### *STAINLESS STEEL ELECTRONIC DIGITAL CALIPER*

With 4 functions and big lcd, fine adjustment.

INOX

Box 862

| Art. | Measuring range | Reading | Caliper jaws | Beam | Battery |
|---|---|---|---|---|---|
| C043/500 | 0÷500 mm \| 0÷20" | 0,01 mm \| 0,0005" | 100 mm | 25 x 6 mm | 1 x LR44 |
| C043/1000 | 0÷1000 mm \| 0÷40" | 0,01 mm \| 0,0005" | 150 mm | 30 x 8 mm | 1 x LR44 |

## C005/150

### *STAINLESS STEEL CALIBRE WITH DIAL*

INOX

Box 862

| | |
|---|---|
| Measuring range | 0 ÷ 150 mm |
| Reading | 0,01 mm |
| Caliper jaws | 40 mm |
| Beam | 15,5 x 3 mm |

| | |
|---|---|
| Battery type | Alkaline battery |
| Battery features | LR44 |
| Battery weight (Kg) | 0,002 |

## C006-

### *STAINLESS STEEL CALIBRE WITH DIAL*

INOX

Box 862

| Art. | Measuring range | Reading | Caliper jaws | Beam | Battery type | Battery features | Battery weight (Kg) |
|---|---|---|---|---|---|---|---|
| C006/150 | 0 ÷ 150 mm | 0,02 mm | 40 mm | 16 x 3 mm | Alkaline battery | LR44 | 0,002 |
| C006/200 | 0 ÷ 200 mm | 0,02 mm | 50 mm | 16 x 3 mm | Alkaline battery | LR44 | 0,002 |
| C006/300 | 0 ÷ 300 mm | 0,02 mm | 60 mm | 20 x 4 mm | Alkaline battery | LR44 | 0,002 |

## C018-

### *MONOBLOCK STAINLESS STEEL CHROMED VERNIER CALIPER*

INOX

Box 862

| Art. | Measuring range | Reading | Caliper jaws | Beam |
|---|---|---|---|---|
| C018/150 | 0÷150 mm \| 0÷6" | 1/20 0,05 mm \| 1/128" | 40 mm | 16 x 3 mm |
| C018/200 | 0÷200 mm \| 0÷8" | 1/50 0,02 mm \| 1/1000" | 50 mm | 16 x 3 mm |

## C057/150

### *CHROMED VERNIER CALIPER*

Box 862

| | |
|---|---|
| Measuring range | 0÷150 mm \| 0÷6" |
| Reading | 1/20 0,05 mm \| 1/128" |
| Caliper jaws | 40 mm |
| Beam | 16 x 3 mm |

## C011-

### *MONOBLOCK STAINLESS STEEL CHROMED VERNIER CALIPER*

High precision, with wheel for slider locking, measuring range 0 - 200mm.

Box INOX 862

| Art. | Measuring range | Reading | Caliper jaws | Beam |
|---|---|---|---|---|
| C011/150 | 0÷150 mm \| 0÷6" | 1/50 0,02 mm \| 1/1000" | 40 mm | 16 x 3 mm |
| C011/200 | 0÷200 mm \| 0÷8" | 1/50 0,02 mm \| 1/1000" | 50 mm | 16 x 3 mm |

## C019/150

### *CHROMED VERNIER CALIPER*

Box 862

| | |
|---|---|
| Measuring range | 0÷150 mm \| 0÷6" |
| Reading | 1/20 0,05 mm \| 1/128" |
| Caliper jaws | 40 mm |
| Beam | 16 x 3 mm |

## C056/200

### *CHROMED VERNIER CALIPER*

Box 862

| | |
|---|---|
| Measuring range | 0÷200 mm \| 0÷8" |
| Reading | 1/50 0,02 mm \| 1/1000" |
| Caliper jaws | 50 mm |
| Beam | 16,5 x 3,5 mm |

## C049/300

### *CHROMED VERNIER CALIPER*

Fine adjustment.

Box 862

| | |
|---|---|
| **Measuring range** | 0 ÷ 300 mm |
| **Reading** | 1/50 - 0,02 mm |
| **Caliper jaws** | 60 mm |
| **Beam** | 20 x 4 mm |

## C021-

### *MONOBLOCK STAINLESS STEEL CHROMED VERNIER CALIPER*

Fine adjustment.

Box INOX 862

| Art. | Measuring range | Reading | Caliper jaws | Beam |
|---|---|---|---|---|
| **C021/300** | 0÷300 mm \| 0÷12" | 1/50 0,02 mm \| 1/1000" | 100 mm | 23 x 6 mm |
| **C021/500** | 0÷500 mm \| 0÷20" | 1/50 0,02 mm \| 1/1000" | 150 mm | 23 x 6 mm |
| **C021/1000** | 0÷1000 mm \| 0÷40" | 1/50 0,02 mm \| 1/1000" | 150 mm | 32 x 8 mm |

## C020-

### *CHROMED VERNIER CALIPER*

Fine adjustment.

Box 862

| Art. | Measuring range | Reading | Caliper jaws | Beam |
|---|---|---|---|---|
| **C020/500** | 0 ÷ 500 mm | 1/50 0,02 mm | 100 mm | 23 x 6 mm |
| **C020/1000** | 0 ÷ 1000 mm | 1/50 0,02 mm | 150 mm | 30 x 8 mm |
| **C020/1500** | 0 ÷ 1500 mm | 1/50 0,02 mm | 225 mm | 49 x 14 mm |
| **C020/2000** | 0 ÷ 2000 mm | 1/50 0,02 mm | 250 mm | 50 x 15 mm |

## C044-

### *STAINLESS STEEL ELECTRONIC DIGITAL DEPTH GAUGE*

With 3 functions with big display.

Box INOX 862

| Art. | Measuring range | Reading | Base | Beam | Battery weight (Kg) | Battery |
|---|---|---|---|---|---|---|
| **C044/200** | 0÷200 mm \| 0÷8" | 0,01 mm \| 0,0005" | 100 mm | 13 x 3,5 mm | 0,002 | 1 x LR44 |
| **C044/300** | 0÷300 mm \| 0÷12" | 0,01 mm \| 0,0005" | 150 mm | 15 x 4 mm | 0,002 | 1 x LR44 |

## C007-

### *CHROMED VERNIERE DEPTH GAUGE*

Box 862

| Art. | Measuring range | Reading | Base | Beam |
|---|---|---|---|---|
| C007/200 | 0 ÷ 200 mm | 1/50 0,02 mm | 100 mm | 9,6 x 4,5 mm |
| C007/300 | 0 ÷ 300 mm | 1/50 0,02 mm | 100 mm | 12 x 4 mm |

## C010/200

### *SCRATCH VERNIER CALIPER*

Box

| | |
|---|---|
| Measuring range | 0÷200 mm \| 0÷8" |
| Reading | 1/10 0,1 mm \| 1/64" |
| Caliper jaws | 10 mm |
| Beam | 16 x 3 mm |

## C010/200P

### *2-BIT SET FOR CALIPER C010/200*

## CF08

### *GAUGE TO MEASURE WHEEL NUT HOLES CENTER DISTANCE*

Handy tool for measuring the hole circle on steel and aluminium rims. Suitable for 4 -, 5 -, 6 - and 8-hole rims.

Box

| | |
|---|---|
| Measuring range | 4-8 LUG 100 ÷ 210 mm |

## T092-

### *ELECTRONIC DIGITAL MULTI FUNCTION HEIGHTGAUGE*

With 4 functions and big display, with scriber.

Box

| Art. | Measuring range | Reading | Accuracy | Net weight | Battery |
|---|---|---|---|---|---|
| T092/300 | 0÷300 mm \| 0÷12" | 0,01 mm \| 0,0005" | 0,03 mm \| 0,015" | 4 kg | 1 x 3V CR2032 |
| T092/600 | 0÷600 mm \| 0÷24" | 0,01 mm \| 0,0005" | 0,05 mm \| 0,025" | 9 kg | 1 x 3V CR2032 |

## T100-

### *VERNIER HEIGHTGAUGE CHROME PLATED*

With scriber.

Box

| Art. | Measuring range | Reading | Net weight |
|---|---|---|---|
| T100/300 | 0 ÷ 300 mm | 0,02 mm | 2 kg |
| T100/500 | 0 ÷ 500 mm | 0,02 mm | 5,5 kg |

## Rx

### *SCALE WITH MULTIFUNCTION DIGITAL READOUT*

The scale can be cut to reach the desired length functions: on/off - mm/inch - zero - abs/inc - auto power off.

Box

| Art. | Total length | Measuring range | Reading | Battery type | Battery features |
|---|---|---|---|---|---|
| R060 | 630 mm - 24,8" inch | 500 mm - 19.7" | 0,01 mm \| 0,001" | Lithium battery | 2 x 3 V CR2032 |
| R100 | 1000 mm - 40" inch | 900 mm - 35" | 0,01 mm \| 0,001" | Lithium battery | 2 x 3 V CR2032 |

## C064

### *MULTIFUNCTIONAL ELECTRONIC DIGITAL INDICATOR LARGE DISPLAY*

Functions: zero point at any position, mm/inch, conversion, hold, min/max functions, auto power off.

Box 878

| | |
|---|---|
| Measuring range | 0÷12,7 mm \| 0÷0,5" |
| Reading | 0,01 mm \| 0,005" |
| Accuracy | 0,02 mm \| 0,002" |
| Dial size | 60 mm |
| Battery | 1 x LR44 |

## C004

### *DIAL INDICATOR*

Box 878

| | |
|---|---|
| Dial size | 60 mm |
| Measuring range | 0 ÷ 1 mm |
| Reading | 0,001 mm |
| Accuracy | 0,002 mm |

## C017

### *SHOCKPROOF AND SPLASHPROOF DIAL INDICATOR*

With movement on jewels, with back lug.

Box 878

| | |
|---|---|
| Dial size | 55 mm |
| Measuring range | 0 ÷ 10 mm |
| Reading | 0,01 mm |
| Accuracy | 0,015 mm |

## C002

### *DIAL INDICATOR*

With brass mechanics.

Box 878

| | |
|---|---|
| Dial size | 60 mm |
| Measuring range | 0 ÷ 10 mm |
| Reading | 0,01 mm |
| Accuracy | 0,015 mm |

## C023

### *DIAL INDICATOR*

Box 878

| | |
|---|---|
| Dial size | 60 mm |
| Measuring range | 0 ÷ 10 mm |
| Reading | 0,01 mm |
| Accuracy | 0,015 mm |

## C023G

### *DIAL INDICATOR*

Box 878

| | |
|---|---|
| Dial size | 60 mm |
| Measuring range | 0 ÷ 10 mm |
| Reading | 0,01 mm |
| Accuracy | 0,015 mm |

## C023/N

### *DIAL INDICATOR*

With back lug.

Box 878

| | |
|---|---|
| Dial size | 60 mm |
| Measuring range | 0 ÷ 10 mm |
| Reading | 0,01 mm |
| Accuracy | 0,015 mm |

## C002/42

### *DIAL INDICATOR*

Box 878

| | |
|---|---|
| Dial size | 42 mm |
| Measuring range | 0 ÷ 5 mm |
| Reading | 0,01 mm |
| Accuracy | 0,015 mm |

## C048

### *DIAL INDICATOR*

With back lug.

Box 878

| | |
|---|---|
| Dial size | 60 mm |
| Measuring range | 0 ÷ 30 mm |
| Reading | 0,01 mm |
| Accuracy | 0,015 mm |

## T003-

### *DIAL TEST INDICATOR*

Box 2270

| Art. | Dial size | Measuring range | Reading | Accuracy | Contact point |
|---|---|---|---|---|---|
| T003 | 32 mm | 0 ÷ 0,8 mm | 0,01 mm | 0,015 mm | Ø 2 mm |
| T003G | 32 mm | 0 ÷ 0,8 mm | 0,01 mm | 0,008 mm | Ø 2 mm |

## T007-

### *DIAL TEST INDICATOR*

Box

| Art. | Dial size | Measuring range | Reading | Accuracy | Contact point |
|---|---|---|---|---|---|
| T007 | 40 mm | 0 ÷ 0,8 mm | 0,01 mm | 0,011 mm | Ø 2 mm |
| T007G | 40 mm | 0 ÷ 0,8 mm | 0,01 mm | 0,008 mm | Ø 2 mm |

## T006

### *DIAL TEST INDICATOR WITH LONG CONTACT POINT*

Box 2270

| | |
|---|---|
| Dial size | 40 mm |
| Measuring range | 0 ÷ 0,8 mm |
| Reading | 0,01 mm |
| Accuracy | 0,011 mm |
| Contact point | Ø 2 mm |
| Contact point length | 29 mm |

## T005

### *DIAL TEST INDICATOR*

Box 2270

| | |
|---|---|
| Dial size | 32 mm |
| Measuring range | 0 ÷ 0,2 mm |
| Reading | 0,002 mm |
| Accuracy | 0,005 mm |
| Contact point | Ø 2 mm |

## T011

### *DIAL TEST INDICATOR*

Box 2270

| | |
|---|---|
| Dial size | 32 mm |
| Measuring range | 0 ÷ 0,8 mm |
| Reading | 0,01 mm |
| Accuracy | 0,011 mm |
| Contact point | Ø 2 mm |

## A016-

### *BORE GAUGE SET WITH DIAL INDICATOR*

Box

| Art. | Measuring range | Reading | Depth |
|---|---|---|---|
| A016/6/10 | 6 ÷ 10 mm | 0,01 mm | 40 mm |
| A016/10/18 | 10 ÷ 18 mm | 0,01 mm | 100 mm |
| A016/18/35 | 18 ÷ 35 mm | 0,01 mm | 125 mm |
| A016/35/50 | 35 ÷ 50 mm | 0,01 mm | 150 mm |

| Art. | Measuring range | Reading | Depth |
|---|---|---|---|
| A016/50/160 | 50 ÷ 160 mm | 0,01 mm | 150 mm |
| A016/160/250 | 160 ÷ 250 mm | 0,01 mm | 400 mm |
| A016/250/450 | 250 ÷ 450 mm | 0,01 mm | 400 mm |

## M062

### *DIGITAL DIAL THICKNESS GAUGE*

Box

| | |
|---|---|
| Measuring range | 0÷12 mm - 0÷0,5" |
| Reading | 0,01 mm \| 0,0005" |
| Measuring depth | 20 mm |
| Accuracy | ±0,1 mm \| 0,004" |
| Battery | 1 x LR44 |

## M055

### *DIAL THICKNESS GAUGE*

Box

| | |
|---|---|
| Measuring range | 0 ÷ 10 mm |
| Reading | 0,01 mm |
| Measuring depth | 9 ÷ 16 mm |

## M055/120

### *DIAL THICKNESS GAUGE*

Box

| | |
|---|---|
| Measuring range | 0 ÷ 10 mm |
| Reading | 0,01 mm |
| Measuring depth | 120 mm |

## C014-

### *DIAL INSIDE GAUGE*

Box

| Art. | Measuring range | Arms | Anvil | Reading |
|---|---|---|---|---|
| C014/15/35 | 15 ÷ 35 mm | 50 mm | Ø 3 x 3 mm | 0,01 mm |
| C014/35/55 | 35 ÷ 55 mm | 80 mm | Ø 3 x 6 mm | 0,01 mm |
| C014/55/75 | 55 ÷ 75 mm | 80 mm | Ø 3 x 6 mm | 0,01 mm |
| C014/75/95 | 75 ÷ 95 mm | 100 mm | Ø 3 x 8 mm | 0,01 mm |

## C016

### *DIAL DEPTH GAUGE*

Box

| | |
|---|---|
| Measuring range | 0 ÷ 110 mm |
| Dial indicator range | 0 ÷ 10 mm |
| Base dimensions | 63 x 17 mm |
| Reading | 0,01 mm |
| Extensions | 10 pcs |

## A020

### *ZERO SETTING WITH DIAL INDICATOR WITH MAGNETIC BASE*

Box

| | |
|---|---|
| Zero setting height | 50 mm |
| Reading | 0,01 mm |
| Measuring range | 0 ÷ 8 mm |

## A021

### *ZERO SETTING WITH DIAL INDICATOR WITH MAGNETIC BASE*

To position or reset the height of tools, such as end mills, directly on the machine tools, also determining the position of the machine spindle.

Box

IP65

| | |
|---|---|
| Measuring range | 0÷2,40 mm \| 0÷0,094" |
| Reading | 0,01 mm \| 0,0005" |
| Platform dimensions | Ø 24 mm |
| Digit height | 8 mm |
| Battery | 1 x 3V CR2032 |

## C062

### *MECHANICAL EDGE FINDER*

Box

| | |
|---|---|
| Stem | Ø 10 mm |
| Anvil | Ø 4 - 10 mm |

## C063

### *ELECTRONIC EDGE FINDER*

Box

| | |
|---|---|
| Stem | Ø 20 mm |
| Contact point | Ø 10 mm |
| Total length | 100 mm |
| Power | 2 x SR44W |

## C063/L

### *ELECTRONIC EDGE FINDER*

With led light and audible beep.

Box

| | |
|---|---|
| Stem | Ø 20 mm |
| Contact point | Ø 10 mm |
| Total length | 160 mm |
| Power | 2 x LR1 1,5 V |

## C061

### *CO-AX INDICATOR*

With positioning rod.

Box

| | |
|---|---|
| Dial indicator | Ø 40 mm |
| Swing | 4,9 mm |
| Reading | 0,01 mm |
| Max speed | 800 rpm |
| Cylindric shank | Ø 10 mm |
| Straight feelers | 3 |
| Bent feelers | 3 |
| Feeler length | 50 – 100 - 150 mm |
| Contact point | Ø 3 mm |
| Scriber point | 50 mm |

## M021-

### *ELECTRONIC DIGITAL MICROMETER*

Friction thimble with carbide faces, functions:
abs/inc, set, on/off and mm/inch.

Box HM DIN 863

| Art. | Size | Reading | Accuracy |
|---|---|---|---|
| M021/00/25 | 0 ÷ 25 mm - 0 ÷ 1" | 0,001 mm - 0,00005" | 0,003 mm - 0.00015" |
| M021/25/50 | 25 ÷ 50 mm - 1" ÷ 2" | 0,001 mm - 0,00005" | 0,003 mm - 0.00015" |
| M021/50/75 | 50 ÷ 75 mm - 2" ÷ 3" | 0,001 mm - 0,00005" | 0,004 mm - 0.0002" |
| M021/75/100 | 75 ÷ 100 mm - 3" ÷ 4" | 0,001 mm - 0,00005" | 0,004 mm - 0.0002" |

## M026-

### *ELECTRONIC DIGITAL MICROMETER*

Friction thimble with carbide faces.

Box HM DIN 863

| Art. | Size | Reading | Accuracy |
|---|---|---|---|
| M026/0/25 | 0 ÷ 25 mm - 0 ÷ 1" | 0,001 mm \| 0,0001" | 0,0002 mm \| 0,00008" |
| M026/25/50 | 25 ÷ 50 mm - 1 ÷ 2" | 0,001 mm \| 0,0001" | 0,0002 mm \| 0,00008" |
| M026/50/75 | 50 ÷ 75 mm - 2 ÷ 3" | 0,001 mm \| 0,0001" | 0,0003 mm \| 0,00012" |
| M026/75/100 | 75 ÷ 100 mm - 3 ÷ 4" | 0,001 mm \| 0,0001" | 0,0003 mm \| 0,00012" |

## M022-

### *CHROMED OUTSIDE MICROMETER*

With big 100 step graduation thimble with carbide faces and friction on thimble.

Box HM DIN 863

| Art. | Size | Reading | Accuracy |
|---|---|---|---|
| M022/00/25 | 0 ÷ 25 mm | 0,01 mm | 0,004 mm |
| M022/25/50 | 25 ÷ 50 mm | 0,01 mm | 0,004 mm |
| M022/50/75 | 50 ÷ 75 mm | 0,01 mm | 0,005 mm |
| M022/75/100 | 75 ÷100 mm | 0,01 mm | 0,005 mm |

## M009-

### *CHROMED OUTSIDE MICROMETER*

With carbide faces and painted frame.

Box HM DIN 863

| Art. | Size | Reading | Beam |
|---|---|---|---|
| M009/300/400 | 300 ÷ 400 mm | 0,01 mm | Ø 6,5 mm |
| M009/400/500 | 400 ÷ 500 mm | 0,01 mm | Ø 6,5 mm |
| M009/500/600 | 500 ÷ 600 mm | 0,01 mm | Ø 6,5 mm |
| M009/600/700 | 600 ÷ 700 mm | 0,01 mm | Ø 6,5 mm |
| M009/700/800 | 700 ÷ 800 mm | 0,01 mm | Ø 6,5 mm |
| M009/800/900 | 800 ÷ 900 mm | 0,01 mm | Ø 6,5 mm |
| M009/900/1000 | 900 ÷ 1000 mm | 0,01 mm | Ø 6,5 mm |
| M009/1000/1200 | 1000 ÷ 1200 mm | 0,01 mm | Ø 6,5 mm |

## M010-

### *DISC MICROMETER*

Painted frame.

Box DIN 863

| Art. | Size | Reading | Discs |
|---|---|---|---|
| M010/0/25 | 0 ÷ 25 mm | 0,01 mm | Ø 20 mm |
| M010/25/50 | 25 ÷ 50 mm | 0,01 mm | Ø 20 mm |
| M010/50/75 | 50 ÷ 75 mm | 0,01 mm | Ø 20 mm |
| M010/75/100 | 75 ÷ 100 mm | 0,01 mm | Ø 20 mm |
| M010/100/125 | 100 ÷ 125 mm | 0,01 mm | Ø 27 mm |
| M010/125/150 | 125 ÷ 150 mm | 0,01 mm | Ø 27 mm |
| M010/150/175 | 150 ÷ 175 mm | 0,01 mm | Ø 27 mm |
| M010/175/200 | 175 ÷ 200 mm | 0,01 mm | Ø 27 mm |

## M019-

### *BLIND HOLE THREE POINT INSIDE MICROMETER*

Carrying case

| Art. | Ring | Size | Reading | Accuracy |
|---|---|---|---|---|
| M019/06/08 | 1 | 6 ÷ 8 mm | 0,001 mm | 0,004 mm |
| M019/08/10 | 1 | 8 ÷ 10 mm | 0,001 mm | 0,004 mm |
| M019/10/12 | 1 | 10 ÷ 12 mm | 0,001 mm | 0,004 mm |
| M019/12/16 | 1 | 12 ÷ 16 mm | 0,005 mm | 0,004 mm |
| M019/16/20 | 1 | 16 ÷ 20 mm | 0,005 mm | 0,004 mm |
| M019/20/25 | 1 | 20 ÷ 25 mm | 0,005 mm | 0,004 mm |
| M019/25/30 | 1 | 25 ÷ 30 mm | 0,005 mm | 0,004 mm |
| M019/30/40 | 1 | 30 ÷ 40 mm | 0,005 mm | 0,004 mm |
| M019/40/50 | 1 | 40 ÷ 50 mm | 0,005 mm | 0,005 mm |
| M019/50/63 | 1 | 50 ÷ 63 mm | 0,005 mm | 0,005 mm |
| M019/62/75 | 1 | 62 ÷ 75 mm | 0,005 mm | 0,005 mm |
| M019/75/88 | 1 | 75 ÷ 88 mm | 0,005 mm | 0,005 mm |
| M019/87/100 | 1 | 87 ÷ 100 mm | 0,005 mm | 0,005 mm |
| M019/100/125 | 0 | 100 ÷ 125 mm | 0,005 mm | 0,005 mm |
| M019/125/150 | 0 | 125 ÷ 150 mm | 0,005 mm | 0,005 mm |

## M019-x

### *BLIND HOLE THREE POINT INSIDE MICROMETER SET*

Carrying case

| Art. | Micrometers | Rings | Size | Reading | Accuracy |
|---|---|---|---|---|---|
| M019/06/12 | 3 | 3 | 6 ÷ 12 mm | 0,001 mm | 0,004 mm |
| M019/12/20 | 2 | 1 | 12 ÷ 20 mm | 0,005 mm | 0,004 mm |
| M019/20/40 | 3 | 2 | 20 ÷ 40 mm | 0,005 mm | 0,004 mm |
| M019/40/100 | 5 | 3 | 40 ÷ 100 mm | 0,005 mm | 0,005 mm |

## M013/0/100

### *DEPTH MICROMETER*

Carrying case

| | |
|---|---|
| Measuring range | 0÷25 mm, 25÷50 mm, 50÷75 mm, 75÷100 mm |
| Reading | 0,01 mm |
| Base | 100 x 17 mm |

## T009
### *DIAL INDICATOR HOLDER*

Box

| | |
|---|---|
| External thread connection | Ø 8 mm |
| Female connection | Ø 4 mm |

## B201/1
### *MAGNETIC BASE*
N35 magnetic material, abs switch and prismatic base.

Box

| | |
|---|---|
| Base dimensions | 36 x 30 x 35 mm |
| Hole | M5 x 0,8 |
| Magnetic force | 300 N |

## B201/2
### *MAGNETIC BASE*
N35 magnetic material, abs switch and prismatic base.

Box

| | |
|---|---|
| Base dimensions | 60 x 50 x 55 mm |
| Hole | M8 x 1,25 |
| Magnetic force | 800 N |

## B201/3
### *MAGNETIC BASE*
N35 magnetic material, abs switch and prismatic base.

Box

| | |
|---|---|
| Base dimensions | 73 x 50 x 55 mm |
| Hole | M8 x 1,25 |
| Magnetic force | 1000 N |

## B201/4
### *MAGNETIC BASE*
N35 magnetic material, abs switch and prismatic base.

Box

| | |
|---|---|
| Base dimensions | 117 x 50 x 55 mm |
| Hole | M8 x 1,25 |
| Magnetic force | 1300 N |

## B100
### *MAGNETIC STAND*
Abs switch and prismatic base.

Box

| | |
|---|---|
| Dimensions | 63 x 50 x 55 mm |
| Hole | M8 x 1,25 |
| Magnetic force | 600 N |

## S052/2
### *MAGNETIC STAND*
With micrometric adjustment, sturdy column and adjustable arm. Magnetic base with prismatic support and switch.

Box

| | |
|---|---|
| Main stem | Ø 12 x 176 mm |
| Assistant stem | Ø 10 x 150 mm |
| Magnetic force | 800 N |
| Base dimensions | 60 x 50 x 55 mm |

## S052/3
### *MAGNETIC STAND*
With micrometric adjustment, sturdy column and adjustable arm. Magnetic base with prismatic support and switch.

Box

| | |
|---|---|
| Main stem | Ø 16 x 225 mm |
| Assistant stem | Ø 14 x 165 mm |
| Magnetic force | 1000 N |
| Base dimensions | 73 x 50 x 55 mm |

## S052/4

### *MAGNETIC STAND*

With micrometric adjustment, sturdy column and adjustable arm. Magnetic base with prismatic support and switch.

Box

| | |
|---|---|
| Main stem | Ø 20 x 355 mm |
| Assistant stem | Ø 14 x 210 mm |
| Magnetic force | 1300 N |
| Base dimensions | 117 x 50 x 55 mm |

## S049

### *MAGNETIC STAND*

With microadjustment.

Box

| | |
|---|---|
| Main stem | Ø 12 x 170 mm |
| Assistant stem | Ø 10 x 150 mm |
| Magnetic force | 600 N |
| Base dimensions | 63 x 50 x 55 mm |

## S047

### *MAGNETIC STAND*

With microadjustment.

Box

| | |
|---|---|
| Main stem | Ø 16 x 220 mm |
| Assistant stem | Ø 12 x 200 mm |
| Magnetic force | 800 N |
| Base dimensions | 65 x 50 x 55 mm |

## S054

### *MAGNETIC STAND*

Box

| | |
|---|---|
| Main stem | Ø 12 x 170 mm |
| Assistant stem | Ø 10 x 165 mm |
| Magnetic force | 600 N |
| Base dimensions | 65 x 50 x 55 mm |

## S055

### *MAGNETIC STAND*

Box

| | |
|---|---|
| Main stem | Ø 16 x 210 mm |
| Assistant stem | Ø 12 x 175 mm |
| Magnetic force | 800 N |
| Base dimensions | 75 x 50 x 55 mm |

## S042/1

### *UNIVERSAL MECHANICAL ARM STAND*

With 3D central lock.

Box

| | |
|---|---|
| Base dimensions | 36 x 30 x 35 mm |
| Magnetic force | 300 N |
| Arm | 145 mm |

## S042/2

### *UNIVERSAL MECHANICAL ARM STAND*

With micrometric adjustment and 3D central lock.

Box

| | |
|---|---|
| Base dimensions | 60 x 50 x 55 mm |
| Magnetic force | 800 N |
| Arm | 290 mm |

## S042/3

### *UNIVERSAL MECHANICAL ARM STAND*

With micrometric adjustment and 3D central lock.

Box

| | |
|---|---|
| Base dimensions | 75 x 50 x 55 mm |
| Magnetic force | 1000 N |
| Arm | 365 mm |

## S045

### *UNIVERSAL MECHANICAL ARM STAND*

Box

| | |
|---|---|
| Main stem | Ø 12 x 160 mm |
| Assistant stem | Ø 10 x 180 mm |
| Magnetic force | 600 N |
| Base dimensions | 63 x 50 x 55h mm |

## S046

### *HYDRAULIC UNIVERSAL MAGNETIC STAND*

Box

| | |
|---|---|
| Main stem | Ø 17 x 180 mm |
| Assistant stem | Ø 14 x 200 mm |
| Magnetic force | 600 N |
| Base dimensions | 63 x 50 x 55h mm |

## B025

### *DIAL GAUGE STAND*

With grooved steel plate and aluminium base.

Box

| | |
|---|---|
| Dial stand | Ø 8 mm |
| Plate Dimensions | 80 x 80 mm |
| Base dimensions | 150 x 100 mm |
| Column | Ø 25 x 180 mm |

## B010

### *DIAL GAUGE STAND*

With granite base.

Box

| | |
|---|---|
| Dial stand | Ø 8 mm |
| Base dimensions | 300 x 200 x 50h mm |
| Column | Ø 35 x 300 mm |
| Base flatness | 0,002 mm |

## A019-

### *ECCENTRICY BENCH TESTER*

With dial stand.

Wooden Box

Cast Iron

| Art. | Distance between centers | Centers height Min. - Max | MT | Dimensions | Dial stand | Net weight | Capacity |
|---|---|---|---|---|---|---|---|
| A019/300 | 300 mm | 145 / 175 mm | 2 | 730 x 310 x 370h mm | 2 | 65 kg | 70 Kg |
| A019/500 | 500 mm | 135 / 170 mm | 2 | 924 x 330 x 482h mm | 2 | 70 kg | 70 Kg |
| A019/1000 | 1000 mm | 135 / 170 mm | 2 | 1400 x 330 x 430h mm | 2 | 100 kg | 70 Kg |

## S051

### *MICROMETER STAND*

With plastic covered jaws.

Box

Steel

## P04x

### *GRANITE INSPECTION PLATE*

Grade 0.

Wooden Box

| Art. | Dimensions | Net weight |
|---|---|---|
| P040 | 310 x 230 x 75 mm | 20 kg |
| P042 | 630 x 400 x 100 mm | 80 kg |
| P043 | 1000 x 630 x 150 mm | 280 kg |
| P047 | 1200 x 800 x 160 mm | 497 kg |
| P044 | 1600 x 1000 x 200 mm | 1059 kg |

## S06x

### *GRANITE SQUARE*

Grade 0.

Wooden Box

DIN 876

| Art. | Dimensions | Accuracy |
|---|---|---|
| S061 | 250 x 40 x 400h mm | ± 6 µm |
| S062 | 400 x 100 x 635h mm | ± 9 µm |

## S050-

### *90° SQUARE*

Suitable for checking squareness and flatness in the precision mechanical industry. With back.

Steel

DIN 875/1

| Art. | Dimensions | Section |
|---|---|---|
| S050/150 | 150 x 100 mm | 25,5 x 4,8 mm |
| S050/200 | 200 x 130 mm | 30,3 x 6 mm |
| S050/250 | 250 x 165 mm | 35 x 7 mm |
| S050/300 | 300 x 200 mm | 36 x 9 mm |
| S050/400 | 400 x 265 mm | 39 x 9 mm |
| S050/500 | 500 x 330 mm | 50 x 9 mm |

## S051-

### *90° SQUARE*

Suitable for checking squareness and flatness in the mechanical industry. With screwed back.

Steel

| Art. | Dimensions | Section |
|---|---|---|
| S051/100 | 100 x 70 mm | 20 x 5,5 mm² |
| S051/150 | 150 x 100 mm | 20 x 5,5 mm² |
| S051/200 | 200 x 130 mm | 20 x 5,5 mm² |
| S051/250 | 250 x 160 mm | 25 x 5,5 mm² |
| S051/300 | 300 x 175 mm | 25 x 5,5 mm² |
| S051/400 | 400 x 200 mm | 29,5 x 5,5 mm² |
| S051/500 | 500 x 250 mm | 29,5 x 5,5 mm² |
| S051/600 | 600 x 330 mm | 29,5 x 5,5 mm² |
| S051/750 | 750 x 375 mm | 29,5 x 5,5 mm² |
| S051/1000 | 1000 x 500 mm | 29,5 x 5,5 mm² |

## S059-

### *90° SQUARE*

Suitable for checking squareness and flatness in the mechanical industry. Without back.

Steel

| Art. | Dimensions | Section |
|---|---|---|
| S059/100 | 100 x 70 mm | 20 x 5,5 mm² |
| S059/150 | 150 x 100 mm | 20 x 5,5 mm² |
| S059/200 | 200 x 130 mm | 20 x 5,5 mm² |
| S059/250 | 250 x 160 mm | 25 x 5,5 mm² |
| S059/300 | 300 x 175 mm | 25 x 5,5 mm² |
| S059/400 | 400 x 200 mm | 29,5 x 5,5 mm² |
| S059/500 | 500 x 250 mm | 29,5 x 5,5 mm² |
| S059/600 | 600 x 330 mm | 29,5 x 5,5 mm² |
| S059/750 | 750 x 375 mm | 29,5 x 5,5 mm² |
| S059/1000 | 1000 x 500 mm | 29,5 x 5,5 mm² |

## S048-
### *STAINLESS STEEL 90° KNIFE EDGE SQUARE*

DIN
875/00

| Art. | Dimensions | Section |
|---|---|---|
| S048/100 | 100 x 70 mm | 20 x 5 mm² |
| S048/150 | 150 x100 mm | 25 x 5 mm² |

## 0286-
### *YELLOW PAINTED JOINER SQUARE*

| Art. | Dimensions |
|---|---|
| 0286/250 | 250 x 130 x 0,8 mm |
| 0286/300 | 300 x 130 x 0,8 mm |
| 0286/350 | 350 x 155 x 0,8 mm |

## S056-
### *90° MAGNETIC SQUARE*

Box

| Art. | Dimensions | Max. magnetic force |
|---|---|---|
| S056/150 | 150 x 150 x 50h mm | 500 N |
| S056/200 | 200 x 200 x 50h mm | 1000 N |

## S058
### *TITLTABLE MAGNETIC SQUARE*

Box

| | |
|---|---|
| Dimensions | 115 x 115 x 35h mm |
| Degrees | 45° ÷ 90° |
| Max. magnetic force | 250 N |

## S057/125
### *WELDING HOLDER*

Blister

| | |
|---|---|
| Dimensions | 135 x 135 x 25h mm |
| Magnetic force | 340 N |
| Hold working angle | 45 - 90 - 135° |

## S057/060S
### *MINI WELDING HOLDER*

4 Pcs Blister

| | |
|---|---|
| Dimensions | 50 x 60 x 12,5h mm |
| Magnetic force | 45 N |
| Hold working angle | 45 - 90 - 135° |

## 0212

### *FEELER*

Blister

| | |
|---|---|
| Feelers num. | 20 |
| Sizes | 0,05 - 1,00 mm |

## FGx-AI

### *FEELER GAUGE SET, STAINLESS STEEL*

Conical-shaped blades, nickel-plated case with locking nut, measurements in mm and inches on each blade.

Blister

INOX

| Art. | Feelers num. | Tolerance | Sizes | Blade length |
|---|---|---|---|---|
| FG01/AI | 13 | T2 | 0,05 - 1,00 mm \| 0,002 - 0,040" | 100 mm |
| FG02/AI | 20 | T2 | 0,05 - 1,00 mm \| 0,002 - 0,040" | 100 mm |

## HT125

### *HOLDER FOR FEELER GAUGE BLADES*

Blister

| | |
|---|---|
| Dimensions | 125 x 17 mm |

## FGx

### *FEELER GAUGE SET*

Conical-shaped blades, nickel-plated case with locking nut, measurements in mm and inches on each blade.

Blister Steel

| Art. | Feelers num. | Tolerance | Sizes | Blade length |
|---|---|---|---|---|
| FG01 | 13 | T2 | 0,05 - 1,00 mm \| 0,002 - 0,040" | 100 mmm |
| FG02 | 20 | T2 | 0,05 - 1,00 mm \| 0,002 - 0,040" | 100 mmm |

## TGx-AE

### *THICKNESS GAUGE FOIL*

Measure in mm and inches on each blade. T2 tolerance.

Blister Steel

| Art. | Thickness | Length |
|---|---|---|
| TG001/AE | 0,01 mm \| 0,0004" | 5 m |
| TG002/AE | 0,02 mm \| 0,0008" | 5 m |
| TG003/AE | 0,03 mm \| 0,0012" | 5 m |
| TG004/AE | 0,04 mm \| 0,0016" | 5 m |
| TG005/AE | 0,05 mm \| 0,0020" | 5 m |
| TG006/AE | 0,06 mm \| 0,0024" | 5 m |
| TG007/AE | 0,07 mm \| 0,0028" | 5 m |
| TG008/AE | 0,08 mm \| 0,0030" | 5 m |
| TG009/AE | 0,09 mm \| 0,0035" | 5 m |
| TG010/AE | 0,10 mm \| 0,0040" | 5 m |
| TG012/AE | 0,12 mm \| 0,005" | 5 m |
| TG015/AE | 0,15 mm \| 0,006" | 5 m |
| TG018/AE | 0,18 mm \| 0,007" | 5 m |
| TG020/AE | 0,20 mm \| 0,008" | 5 m |
| TG025/AE | 0,25 mm \| 0,010" | 5 m |
| TG030/AE | 0,30 mm \| 0,012" | 5 m |
| TG035/AE | 0,35 mm \| 0,014" | 5 m |
| TG040/AE | 0,40 mm \| 0,016" | 5 m |
| TG045/AE | 0,45 mm \| 0,018" | 5 m |
| TG050/AE | 0,50 mm \| 0,020" | 5 m |
| TG055/AE | 0,55 mm \| 0,022" | 5 m |
| TG060/AE | 0,60 mm \| 0,024" | 5 m |
| TG065/AE | 0,65 mm \| 0,026" | 5 m |
| TG070/AE | 0,70 mm \| 0,028" | 5 m |
| TG075/AE | 0,75 mm \| 0,030" | 5 m |
| TG080/AE | 0,80 mm \| 0,032" | 5 m |
| TG085/AE | 0,85 mm \| 0,034" | 5 m |
| TG090/AE | 0,90 mm \| 0,036" | 5 m |
| TG095/AE | 0,95 mm \| 0,038" | 5 m |
| TG100/AE | 1,00 mm \| 0,040" | 5 m |
| TG110/AE | 1,1 mm | 1 m |
| TG120/AE | 1,2 mm | 1 m |
| TG130/AE | 1,3 mm | 1 m |
| TG140/AE | 1,4 mm | 1 m |
| TG150/AE | 1,5 mm | 1 m |
| TG160/AE | 1,6 mm | 1 m |
| TG170/AE | 1,7 mm | 1 m |
| TG180/AE | 1,8 mm | 1 m |
| TG190/AE | 1,9 mm | 1 m |
| TG200/AE | 2 mm | 1 m |

## C058

### *58 BLADE SCREW PITCH GAUGE SET*

Blister

| | |
|---|---|
| **Metric size** | 0,25 - 6 mm 60° |
| **Whitworth size** | 4 - 62 TPI 55° |
| **Gas size** | 8 - 28 TPI 55° |

## C026-

### *PRECISION DIVIDER*

With square legs.

| Art. | Length |
|---|---|
| C026/150 | 150 mm |
| C026/200 | 200 mm |
| C026/250 | 250 mm |
| C026/300 | 300 mm |

## C027-

### *PRECISION DIVIDER*

With setting wings and square legs.

| Art. | Length |
|---|---|
| C027/150 | 150 mm |
| C027/200 | 200 mm |
| C027/250 | 250 mm |
| C027/300 | 300 mm |

## C028-

### *OUTSIDE CALIPER*

For external thicknesses.

| Art. | Length |
|---|---|
| C028/150 | 150 mm |
| C028/200 | 200 mm |
| C028/250 | 250 mm |
| C028/300 | 300 mm |

## C029-

### *INSIDE CALIPER*

For interiors.

| Art. | Length |
|---|---|
| C029/150 | 150 mm |
| C029/200 | 200 mm |
| C029/250 | 250 mm |
| C029/300 | 300 mm |

## P007-

### *MAGNETIC VEE BLOCK*

Single or couple.



Box

| Art. | Dimensions | Width | Max. magnetic force | Pieces |
|---|---|---|---|---|
| P007/1 | 70 x 60 x 72 mm | 38 mm | 400 N | 1 |
| P007/2 | 100 x 70 x 95 mm | 50 / 16 mm | 300 N | 1 |
| P007/1C | 71 x 60 x 73 mm | 38 mm | 400 N | 2 |
| P007/2C | 100 x 70 x 95 mm | 50 / 16 mm | 300 N | 2 |

## P30x

### *90° BLOCK AND CLAMP*

Single and couple.

Box Steel Tempered

| Art. | Dimensions | Max clamp | Accuracy | Pieces |
|---|---|---|---|---|
| P301/2 | 63,5 x 63,5 x 50 mm | Ø 35 mm | ± 0,01 mm | 1 |
| P302/2 | 100 x 75 x 75 mm | Ø 65 mm | ± 0,01 mm | 1 |
| P303/2 | 150 x 125 x 100 mm | Ø 110 mm | ± 0,01 mm | 1 |
| P301/2C | 63,5 x 63,5 x 50,8 mm | Ø 35 mm | ± 0,01 mm | 2 |
| P302/2C | 100 x 75 x 75 mm | Ø 65 mm | ± 0,01 mm | 2 |
| P303/2C | 150 x 125 x 100 mm | Ø 110 mm | ± 0,01 mm | 2 |

## P20x

### *PARALLEL VEE BLOCKS*

Box C45

| Art. | Dimensions | Accuracy |
|---|---|---|
| P200/1 | 75 x 75 x 60 mm | 1/100 mm |
| P201/1 | 100 x 80 x 60 mm | 1/100 mm |

## P011-

### *ANGLE BLOCK*

Box

| Art. | Dimensions |
|---|---|
| P011/075 | 75 x 32 x 25 mm |
| P011/100 | 102 x 48 x 46 mm |

## F802/MINI

NEW

### *MINI PRECISION TAPE*

Mini precision tape with precise stopper and metal ring to ba able to take it anywhere. Non-abrasive and rust resistant coating.

Expositor

| | |
|---|---|
| Belt dimensions | 2 m x 13 mm |
| Accuracy class | II |
| Pack | 24 |

## F813

### *FLEXOMETER*

Compact, with a lightweight ABS body and steel spring.

Expositor

| | |
|---|---|
| Belt dimensions | 3 m x 12 mm |
| Accuracy class | II |

## F2Gx

### *PRECISION TAPE*

With steel wire stop mechanism and riveted end hook with bottom blade protector built in shock absorber.

Expositor

| Art. | Belt dimensions | Accuracy class |
|---|---|---|
| F2G2 | 2 m x 16 mm | II |
| F2G3 | 3 m x 16 mm | II |
| F2G5 | 5 m x 19 mm | II |

## F68x

### *MAGNETIC PRECISION TAPE*

With steel wire stop mechanism and riveted end hook with bottom blade protector built in shock absorber.

Expositor

| Art. | Belt dimensions | Accuracy class |
|---|---|---|
| F683 | 3 m x 19 mm | II |
| F685 | 5 m x 25 mm | II |
| F688 | 8 m x 25 mm | II |

## F80x

### *PRECISION TAPE*

With ergonomic shape, comfortable stopper, polyester film coating, belt clip, blade extra strong. resistance to abrasions, easy to control.

Expositor

| Art. | Belt dimensions | Accuracy class |
|---|---|---|
| F802 | 2 m x 16 mm | II |
| F803 | 3 m x 16 mm | II |
| F805 | 5 m x 19 mm | II |
| F808 | 8 m x 25 mm | II |

## F32x

### *MAGNETIC PRECISION TAPE*

With automatic brake and magnet.

Expositor

| Art. | Belt dimensions | Accuracy class |
|---|---|---|
| F322 | 2 m x 16 mm | II |
| F323 | 3 m x 19 mm | II |
| F325 | 5 m x 25 mm | II |
| F328 | 8 m x 25 mm | II |

## R0x

### *LONG TAPE*

Made of steel.

Box

| Art. | Belt dimensions |
|---|---|
| R030 | 30 m x 13 mm |
| R050 | 50 m x 13 mm |

## 0646/A

### *AUTOLEVELLING LASER LEVEL*

Box

| | |
|---|---|
| Leveling accuracy | 0,5 mm / m |
| Horizontal and vertical line accuracy | ± 0,5 mm / m |
| Battery | 3 x 1,5V AA |
| Laser type | Classe II / 650 nm |
| Recommended working distance | 10 m |
| Max height | 126,5 cm |
| Minimum height | 52,5 cm |

## 0449

### *MINI LASER LEVEL*

With 4 vials, body in ABS and laser capable of emitting a single point or a perpendicular cross.

Box

| | |
|---|---|
| Laser type | Classe II / 650 nm |
| Working range | 20 m |
| Power | < 1 mW |
| Level accuracy | 0,05° |
| Battery | 2 x 1,5V AAA |

## 0666

### *DIGITAL LEVEL WITH LASER*

Measuring unit in degrees or percentage of inclination. Batteries not included.

Box

| | |
|---|---|
| Length | 600 mm |
| Auto power off | 5 min |
| Measuring range | 0 ~ 360° |
| Wave length | 650 nm |
| Reading | 0,1° |
| Laser power | < 1 mW |
| Level accuracy | ± 0,05° |
| Pointing accuracy | ±1 mm / m |
| Battery | 2 x 1,5V AAA |

## 0109

### *DIGITAL LEVEL*

Magnetic with aluminum body, automatic power off, backlight, 2 vials, inc, abs and hold funcions.

Box

| | |
|---|---|
| Length | 400 mm |
| Auto power off | 5 min |
| Measuring range | 0 ~ 90° x 4 |
| Reading | 0° - 90°: 0,1° |
| Level accuracy | 0° - 90°: ±0,2° |
| Battery | 2 x AAA 1,5 V |

## 0112

### *DIGITAL LEVEL*

Magnetic with milled aluminum base, automatic power off, backlight, 2 vials, "hold function, 0° and 90° with sound, reading: absolute, ref, percent, mm/m and in/ft, carring bag.

Box

| | |
|---|---|
| Length | 600 mm |
| Auto power off | 5 min |
| Measuring range | 0 ~ 90° x 4 |
| Level accuracy | 0° & 90°: ±0,05°; 0,1° - 89,9°: ±0,2° |
| Battery | 2 x AAA 1,5 V |

## L090A

### *DIGITAL LEVEL - INCLINOMETER AND GONIOMETER WITH MAGNET*

0 ÷ 90° magnetic digital level on all the 4 directions, inclinometer and goniometer, function: inclination mm/m and in/ft, % of inclination, backlight, automatic power off, ABS and relative measurements and automatic digit inversion for overhead measurements, with beeper.

Box

| | |
|---|---|
| Accuracy | ± 0.15° |
| Measuring range | 0 ÷ 90° x 4 |
| Reading | 0,05° |
| Dimensions | 151 x 31 x 60 mm |
| Battery | 2 x 1.5 V AAA |

## L080

### *DIGITAL LEVEL BOX*

0 ÷ 90° magnetic on all the 4 directions, backlight, automatic power off, ABS and relative measurements and automatic digit inversion for overhead measurements.

Blister

| | |
|---|---|
| Accuracy | 0° ± 0.1°; 90° ± 0.1°; 0.1° ÷ 89.9° ± 0.2° |
| Measuring range | 0 ÷ 90° x 4 |
| Reading | 0.1° |
| Dimensions | 59 x 27 x 59 mm |
| Battery | 1 x 1.5 V AAA |

## L085

### *DIGITAL LEVEL BOX*

±0 ÷ 180° magnetic, automatic power off, ABS and relative measurements and automatic digit inversion for overhead measurements, hold function.

PLAY

Blister

| | |
|---|---|
| Accuracy | ± 0.1° |
| Measuring range | 0° ÷ 180° |
| Reading | 0.1° |
| Dimensions | 51 x 51 x 33 mm |
| Battery | 1 x 3 V CR2032 |

## 0805/400

### *MAGNETIC LEVEL*

Heavy duty with 3 vials.

| | |
|---|---|
| Dimensions | 400 x 50 x 20 mm |

## 0824-

### *LEVEL*

Heavy duty aluminium miled level with 3 vials.

| Art. | Dimensions |
|---|---|
| 0824/300 | 300 x 49 x 23 mm |
| 0824/400 | 400 x 49 x 23 mm |
| 0824/500 | 500 x 49 x 23 mm |
| 0824/600 | 600 x 49 x 23 mm |

## L200

### *LINEAR LEVEL*

Master precision, with v-slot s ground.

| | |
|---|---|
| Dimensions | 200 x 45 x 40 mm |
| Accuracy | 0,02 mm / m |

## L150

### *SQUARE LEVEL*

Master precision, with 2 plane sides and 2 prismatic sides.

| | |
|---|---|
| Dimensions | 150 x 38 x 150 mm |
| Accuracy | 0,02 mm / m |

## G008

### *DIGITAL ANGLE FINDER AND LEVEL WITH 2 VIALS*

Automatic calculation of angles and inclinations.

| | |
|---|---|
| Length | 400 mm |
| Measuring range | 0 ÷ 225° |
| Reading | 0,1° |
| Accuracy | ± 0,5° |
| Battery | 9 V |

## G006-

### *PROTRACTOR*

With locking screw, laser engraved scale.

Steel Chromed

| Art. | Arc | Beam | Measuring range |
|---|---|---|---|
| G006/120 | Ø 80 mm | 120 mm | 0 ÷ 180° |
| G006/150 | Ø 120 mm | 150 mm | 0 ÷ 180° |
| G006/200 | Ø 150 mm | 200 mm | 0 ÷ 180° |
| G006/300 | Ø 200 mm | 300 mm | 0 ÷ 180° |
| G006/500 | Ø 300 mm | 500 mm | 0 ÷ 180° |
| G006/600 | Ø 300 mm | 600 mm | 0 ÷ 180° |

## M072

### *MAGNIFIER FOR MEASURING*

Box

| | |
|---|---|
| Magnification | 10x |
| Field of view | 24 mm |
| Measuring range | 0 ÷ 20 mm |
| Reading | 0,1 mm |

## M071

### *STEREO MICROSCOPE*

Box

| | |
|---|---|
| Indipendent incident and transmitted illumination | 12 V - 10 W |
| Max height of piece to check | 75 mm |
| Power | 230 V 50 Hz |
| Eyepieces | 10x |
| Objectives | 2x - 4x |
| Magnification | 20x ÷ 40x |

## P075

### *DIGITAL CLAMP METER*

With LCD display. 9 operating modes: AC current, AC voltage, DC voltage, resistance, continuity, frequency, diode control, temperature measurement. High reliability

Box

| | |
|---|---|
| ACV | 750 V ± 1,2% |
| ACA | 200 - 1000 A ±2,0 % |
| DCV | 1000 V ± 1% |
| DCA | 200 - 1000 A ± 2,0% |
| RES | 200 Ω ± 1% |
| Frequency | 2k Hz ±2,5 % |
| Temperature | -40°C - 400°C ±1,5 % |
| Battery | 1 x 9 V |

## M069

### *STEREO MICROSCOPE*

Box

| | |
|---|---|
| Indipendent transmitted illumination | 12 V - 10 W |
| Working range | 165 mm 10x - 119 mm 20x |
| Power | 230 V 50 Hz |
| Eyepieces | 10x - 20x |
| Objectives | 1x - 2x |
| Magnification | 10x ÷ 40x |

## P080

### *DIGITAL CLAMP METER*

With LCD display. 7 operating modes: AC current, AC voltage, DC voltage, resistance, continuity, frequency, diode control. High reliability.

Box

| | |
|---|---|
| ACV | 4 / 40 / 400 / 600 V ±1,5 % + 4 |
| ACA | 4 / 40 / 400 / 600 A ±1,5 % + 4 |
| DCV | 4 / 40 / 400 / 600 V ± 1% + 2 |
| RES | 400 Ω /4 kΩ /40 kΩ /400 kΩ /4 MΩ /40 MΩ ± 1% + 2 |
| Frequency | 10 MHz ±0,8 % + 2 |
| Battery | 2 x 1,5 V x AA |
| Dimensions | 250 x 71 x 38,8 mm |

## T051

### *POCKET DIGITAL MULTIMETER*

Audible continuity and diode test.

Box

| | |
|---|---|
| DCV | 2 - 20 - 200 - 500 V ± 0,5% |
| ACV | 200 - 500 V ± 1,2% |
| DCA | 200mA ± 1,5% |
| RES | 2K-20K-200K-2M Ω ± 1% |
| Battery | 1 x 12V A23 |

## T050

### *DIGITAL MULTIMETER*

High accuracy temperature meter, audible continuity and diode test.

Box

| | |
|---|---|
| DCV | 200 mV ± 0,5% |
| DCV | 2 - 20 - 200 V ± 0,8% |
| DCV | 1000 V ± 0,1% |
| ACV | 2mV - 20 - 200 V ± 1,% |
| ACV | 750 V ± 1,2% |
| DCA | 2 - 20 mA ± 1,8% |
| DCA | 200 mA ± 2% |
| DCA | 20 A ± 2% |
| ACA | 200 mA ±2,0% |
| ACA | 20 A ±3,0% |
| RES | 200 Ω ± 1% |
| RES | 2KΩ - 20KΩ - 200KΩ - 2MΩ ± 1% |
| RES | 20 MΩ ± 1% |
| RES | 200 MΩ ± 5% |
| CAP | 2000 pF - 20 nF - 200 nF - 2 µF - 20 µF ±4% |
| Temperature | -40 °C ÷ 400 °C ±1,0% |
| Temperature | 400 °C ÷ 1000 °C ±1,5% |
| Battery | 1 x 9 V |

## T053

### *DIGITAL MULTIMETER*

High accuracy temperature meter, audible continuity and diode test.

Box

| | |
|---|---|
| DCV | 200 mV - 2 - 20 - 200 - 1000 V ± 0,8% |
| ACV | 200 mV - 2 - 20 - 750 V ± 1,2% |
| DCA / ACA | 200 µA - 2 mA - 20 mA - 200 mA - 20 A ±2.0% |
| RES | 200Ω - 2kΩ - 20kΩ - 200kΩ - 2MΩ - 20MΩ - 200MΩ ± 1% |
| CAP | 20 nF / 200 nF / 2 µF / 20 µF / 200 µF / 2000 µF ±2,5% |
| Inductance | 2 mH - 20mH - 200 mH - 2 H - 20 H |
| Battery | 4 x 1,5V AAA |
| Temperature | -20 °C ÷ 1000 °C |
| Frequency | 10 mHz |
| hFE transistor test | 0 ~ 1000 |

## 0029

### *AUTOMOTIVE CIRCUIT TESTER*

For the identification of the current in the wires of the cars, with voltage of 6-12-24V.

| | |
|---|---|
| Voltage | 6 - 12 - 24 V |

## 0013/142

### *CIRCUIT TESTER SCREWDRIVER*

With handle in insulating material, neon light and steel blade.

| | |
|---|---|
| Measuring range | 100 ÷ 500 V |
| Length | 142 mm |

## 0013/185

### *CIRCUIT TESTER SCREWDRIVER*

With handle in insulating material, neon light and steel blade.

| | |
|---|---|
| Measuring range | 100 ÷ 500 V |
| Length | 190 mm |



## ML80A

### *LASER METER*

Handy and lightweight, ideal for the measurements in construction and carpentry, functions: addition, subtraction, area and volume calculation, auto power off.

Blister

IP54

| | |
|---|---|
| Measuring range | 0,05 ÷ 80 m |
| Accuracy | ± 2 mm |
| Battery | 3 AAA x 1,5 V |

## ML40

### *LASER DISTANCE METER*

Ideal for the measurements in construction and carpentry, functions: addition, subtraction, area and volume calculation, auto power off.

Blister

IP54

| | |
|---|---|
| Measuring range | 0,05 ÷ 40 m |
| Accuracy | ± 2 mm |
| Battery | 2 AAA x 1.5 V |

## T068

### *LASER POINTER INFRARED TEMPERATURE METER*

Not suitable for body temperature measurement.

Blister

| | |
|---|---|
| Measuring range | -30°C÷550 °C \| -22 F÷1022 F |
| Accuracy | -30 °C ÷ 0 °C \| -22 F ÷ 32 F ±3 % or ±3 °C |
| Accuracy | 0 °C ÷ 100 °C \| 32 F ÷ 212 F ±2 % or ±2 °C |
| Accuracy | > 100 °C \| > 212 F ±3 % or ±3 °C |
| Reading | 0,1° C \| 0,1 F |
| Emissivity | 0,1 ÷ 1,0 |
| Battery | 1 x 9 V |
| Dimensions | 146 x 80 x 38 mm |
| Distance/Spot size | 1 : 12 |

## I002

### *INDUCTIVE MOISTURE METER FOR MEASURING HUMIDITY*

Wood and building materials. With Micro-Computer LSI and crystal timer for high precision. Computer connection for data transfer. Not suitable for measuring environmental humidity.

Carrying case

| | |
|---|---|
| Working temperature | 0 °C - 40 °C |
| Measuring range | 0 - 80 % |
| Building moisture | 0 - 50 % |
| Reading | 0,1% |
| Accuracy | ± (0,5 % n+1) |
| Battery | 4 x 1,5 V AA |
| Dimensions | 165 x 62 x 26 mm |

## T054

### *POCKET DIGITAL TEMPERATURE METER*

With environmental and immersion purpose thermocouples.

Box

| | |
|---|---|
| Reading | 1° C |
| Measuring range | -50°C ÷ 1100°C with not supplied probe T056/TP03, -50°C ÷ 750°C with supplied probe T056/TP02, -50°C ÷ 250°C with suppl |
| Accuracy | 0°C ÷ 500°C ±(0,75% +1°C), 500°C ÷750°C ± (1% + 1°C), 750°C ÷1000°C ± (2% + 1°C),1000°C ÷1200°C ± (4% + 3°C) |
| Thermocouple type | "K" |
| Battery | 1 x 9 V |

## T063

### *PORTABLE DIGITAL TEMPERATURE METER*

Environmental and immersion purpose thermocouples type "K", double temperature detection, with box.

Box

| | |
|---|---|
| Measuring range | T056/TP01: -50°C ÷ 250°C |
| Measuring range | T056/TP02: -50°C ÷ 750°C |
| Reading | 1° C |
| Accuracy | -50 °C ÷ 1200 °C ±(0.3 % + 2 °C) |
| Accuracy | 1200°C ÷ 1300 °C ±(0.6 % + 2 °C) |
| Accuracy | -58 F ~ 1200 F ±(0.3 % + 2 F) |
| Accuracy | 1200 F ~ 1999 F ±(0.6 % + 2 F) |
| Battery | 1 x 9 V |

## T055

### *PORTABLE DIGITAL TEMPERATURE METER*

Environmental and immersion purpose thermocouples type "K" with plastic box.

Box

| | |
|---|---|
| Measuring range | T056/TP01: -50°C ÷ 250°C |
| Measuring range | T056/TP02: -50°C ÷ 750°C |
| Reading | 0,1 F |
| Reading | 0,1° C |
| Accuracy | ±(0,3% n+1.8 F) |
| Accuracy | ±(0,3% n+1 °C) |
| Dimensions | 178 x 68 x 39 mm |
| Thermocouple length | 120 mm |
| Battery | 4 x 1,5 V AA |

## T056/TP01

### *ENVIRONMENTAL THERMOCOUPLE "K" TYPE*

| | |
|---|---|
| Measuring range | -50°C ÷ 250°C |
| Thermocouple type | "K" |
| Thermocouple length | 2 mm |

## T056/TP02

### *ENVIRONMENTAL OR IMMERSION THERMOCOUPLE "K" TYPE*

| | |
|---|---|
| Measuring range | -50°C ÷ 750°C |
| Thermocouple type | "K" |
| Total length | 135 mm |

## T056/TP03

### *THERMOCOUPLE "K" TYPE*

Environmental or immersion.

| | |
|---|---|
| Measuring range | -50 °C ÷ 1100 °C |
| Thermocouple type | "K" |
| Thermocouple length | 650 mm |

## F010

### *SOUND LEVEL METER*

High precision, Fast, Slow Max survey mode. Computer connection for data transfer.

Carrying case

| | |
|---|---|
| Frequency range | 31,5 Hz ÷ 8 kHz |
| Measuring range | 30 dB ÷ 130 dB (A) \| 32 dB ÷ 130 dB (C) \| 35 dB ÷ 130 dB (Lineare) |
| Reading | 0,1 dB |
| Functions | SL, LN, Leq (livello equivalente) |
| Detection characteristics | Fast, Slow , Max |
| Sampling time | 0,1 s |
| Tolerance | Livello 2 |
| Accuracy | ± 1 db |
| Display | 10 mm |
| Working temperature | -10 °C ÷ 40 °C |
| Not included batteries | 4 x 1,5 V AAA |

## L014

### *DIGITAL LUXMETER*

Carrying case

| | |
|---|---|
| Measuring range | 0 LUX ÷ 2000 LUX ÷ 20000 LUX ÷ 50000 LUX |
| Reading | 1 LUX |
| Accuracy | ± 5 % |
| Battery | 1 x 9 V |

## 0387A

### *DIGITAL MULTI-FUNCTION DETECTOR*

For measuring ferrous and non-ferrous metals, wood and live cables in walls, ceilings and floors.

Box

| | |
|---|---|
| **Max depth of detecting** | |
| **Ferrous metal** | 100 ± 5 mm |
| **No ferrous metal** | 70 ± 5 mm |
| **Wood** | 20 ± 5 mm |
| **Depth of AC** | 50 ± 5 mm |
| **Battery** | 1 x 9 V |
| **Dimensions** | 150 x 75 x 24 mm |

## C070

### *CONTACT AND OPTICAL TYPE DIGITAL TACHOMETER*

With reflective stripes.

Carrying case

| | |
|---|---|
| **Rotation laser speed** | 2,5 ÷ 9999,9 rpm |
| **Rotation contact speed** | 0,05 ÷ 999,9 rpm |
| **Surface speed** | 0,1 ÷ 999,99 m/min |
| **Reading** | 0,1 (2,5 ÷ 999,9) rpm |
| **Reading** | 1 (1000 ÷ 9999,9) rpm |
| **Use distance** | da 50 ÷ 60 mm a 50 ÷ 250 mm (con ottico) |
| **Accuracy** | ± 0,05 % + 1 digit |
| **Dimensions** | 220 x 75 x 29 mm |
| **Battery** | 4 x 1,5V AA |
| **Working temperature** | 0°C ÷ 40°C |
| **Sampling time** | 0,8 s |

## C069

### *CONTACT TYPE DIGITAL TACHOMETER*

Carrying case

| | |
|---|---|
| **Round speed** | 2,5 - 9999,9 rpm |
| **Surface speed** | 0,05 - 999,99 m/min |
| **Reading** | 0,1 (7,5 - 999,9) rpm |
| **Reading** | 1 (1000-9999,9) rpm |
| **Accuracy** | ± 0,05 % + 1 digit |
| **Dimensions** | 190 x 72 x 37 mm |
| **Battery** | 4 x 1,5 V AA |

## MD01

### *METAL DETECTOR*

Analogue consisting of 2 color Leds for metal recognition. Audio sensor.

Box

| | |
|---|---|
| **Coil diameter** | 170 mm |
| **Jack connector** | 1/4" |
| **Sensitivity** | >15 cm for a Ø 25 mm coin |
| **Battery** | 1 x 9 V |

## C067

### *PHOTO TYPE DIGITAL TACHOMETER*

With reflective stripes.

Carrying case

| | |
|---|---|
| **Measuring range** | 2,5 ÷ 9999,9 rpm |
| **Reading** | 0,1 (2,5 ÷ 999,9) rpm |
| **Reading** | 1 (1000 ÷ 9999,9) rpm |
| **Use distance** | da 50 ÷ 60 mm a 50 ÷ 250 mm |
| **Accuracy** | ±0.05 % of reading + 1 digit |
| **Dimensions** | 170 x 72 x 37 mm |
| **Battery** | 4 x 1,5V AA |

## 0836

### *DIGITAL PRESSURE GAUGE*

With tyre depth gauge and Led light.

Blister

| | |
|---|---|
| Measuring range | 0,5÷99,5 psi 0,034÷6,86 bar, 3,45÷686 kPa |
| Accuracy | ± 1% |
| Battery | 3 x LR44 |

## V002

### *VIBRATION TESTER*

Equipped of magnetic probe, 2 ends, software and usb cable.

| | |
|---|---|
| Acceleration | 0,1 ÷ 400 m/s2 |
| Speed | 0,01 ÷ 40 cm/s |
| Max offset | 0,001 ÷ 4 mm |
| Balancing rpm | 60 ÷ 99,990 |
| Frequency | 1÷20 kHz |
| Accuracy | ± 5 % |
| Battery | 4 x 1,5 V AA |

## S004

### *ULTRASONIC THICKNESS GAUGE*

| | |
|---|---|
| Reading | 4-digit LCD |
| Measuring range | 1,0 ÷ 225,0 mm |
| Accuracy | ± 0,1 mm |
| Dimensions | 126 x 68 x 23 mm |
| Battery | 2 x 1,5 V AA |

## 0583

### *BRIX REFRACTOMETER*

Carrying case

| | |
|---|---|
| Measuring range | 0 ÷ 80 % Brix |

## 0433

### *REFRACTOMETER*

Brix, useful to check coolant oils.

Carrying case

| | |
|---|---|
| Measuring range | 0 ÷ 32% Brix |

## 0312/AB

### *REFRACTOMETER FOR AUTOMOTIVE LIQUIDS WITH ADBLUE*

Carrying case

| | |
|---|---|
| Range for coolants E | -40 °C ÷ 0 °C |
| Range for coolants P | -50 °C ÷ 0 °C |
| Range for battery liquids B | 1,10 ÷ 1,40 SG |
| AdBlue | 30 ÷ 35 % |

## D001

### *ROCKWELL HARDNESS TESTING MACHINE*

Wooden Box

| | |
|---|---|
| Reading | 0,5 HR |
| Diamond and steel ball penetrators | n° 1+1 |
| Flat anvils | n° 2 |
| V - anvil | n° 1 |
| Hardness test blocks | n° 5 (HRC, 3xHRB, HRA) |
| Max Height of tested piece | 170 mm |
| Measuring depth | 125 mm |
| Durometer dimensions | 185 x 465 x 640 mm |
| Measuring force | 588,4 N / 980,7 / 1471 N (60 kgf / 100 kgf / 150 kgf) |
| MEASURE UNITS: | |
| HRC | 20 ÷ 70 |
| HRB | 25 ÷ 100 |
| HRA | 20 ÷ 88 |
| Net weight | 90 kg |

## D018

### *HARDNESS TESTING MACHINE*

Motorized, rockwell, brinell and vickers.

Wooden Box

| | |
|---|---|
| Measuring force | 294,2 N / 306,5 N / 588,4 N / 612,9 N / 980,7 N / 1471 N / 1839 N; 30 kgf / 31,25 kgf / 60 kgf / 62,5 kgf / 100 kgf / 150 kgf / 187,5 kgf |
| Diamond cone and pyramid penetrators | n° 1+1 |
| Steel ball penetrators | n° 3 |
| Flat anvils | n° 2 |
| V - anvil | n° 1 |
| Hardness test blocks | n° 2 Brinell; n° 2 Rockwell; n° 1 Vickers |
| Magnification | 37,5x - 75x |
| Max Height of tested piece | Rockwell: 175 mm; Brinell - Vickers: 145 mm |
| Measuring depth | 160 mm |
| Power | 230 V 50/60 Hz 6 W |
| Durometer dimensions | 525 x 240 x 730h mm |
| MEASURE UNITS: | |
| HBS | 4 - 450 |
| HRB | 20 - 100 |
| HRA | 20 - 88 |
| HRC | 20 - 70 |
| HV | 200 - 1000 |
| Net weight | 70 kg |

## D007/A

### *SHORE "A" DUROMETER*

Rubber and soft material hardness tester.

| | |
|---|---|
| Measuring range | 0 ÷ 100 A |
| Reading | 2 A |

## D011/A

### *SHORE "A" DIGITAL DUROMETER*

Rubber and soft material hardness tester.

| | |
|---|---|
| Measuring range | 0 ÷ 100 A |
| Reading | 0,5 A |
| Battery | 1 x 3 V CR2032 |

## D011/D

### *SHORE "D" DIGITAL DUROMETER*

Hard rubber and plastic material hardness tester.

| | |
|---|---|
| Measuring range | 0 ÷ 100 D |
| Reading | 0.5 D |
| Battery | 1 x 3 V CR2032 |

## P013

### *SHORE "A" DUROMETER TEST BLOCK*

With variable hardness from 26 ha to 88 ha. Test block colours: purple, brown, green, orange, red, yellow and grey. Precision ±2 ha.

7 Pcs

## S110

### *CONCRETE TEST HAMMER*

For measuring the hardness of cement manufactured products.

| | |
|---|---|
| Percussion force | 2,207 Nm |
| Spring tension | 7,84 N |
| Swing | 75 mm |

## S111

### *ANVIL FOR CONCRETE TEST HAMMER SETTING*

## B031

### *HIGH ACCURACY DIGITAL POCKET SCALE*

Not legal for trade.

Box

| | |
|---|---|
| Capacity | 100 g |
| Reading | 0,01 g |
| Weighing mode | g / dwt / tl / ct |
| Battery | 1 x 3 V CR2032 |

## B021

### *HIGH ACCURACY DIGITAL POCKET SCALE*

Not legal for trade. Tare and calibration functions.

Box

| | |
|---|---|
| Capacity | 500 g |
| Reading | 0,1 g |
| Weighing mode | g / dwt / gn / ct |
| Battery | 2 x 1,5V AAA |

## B003/5/1

### *ELECTRONIC DIGITAL SCALE*

Not legal for trade, auto power off, tare function.

Box

| | |
|---|---|
| Capacity | 5 kg - 176,4 oz |
| Reading | 1 g \| 0,1 oz |
| Battery | 2 x 1,5V AA |
| Dimensions | 170 x 240 x 35 mm |

## B018

### *ELECTRONIC DIGITAL SCALE WITH DOUBLE DISPLAY*

Not suitable for dealings with third parties. Equipped with 4 V 4 Ah battery and charger. Memory for unit values. Calculate total values.

Box

| | |
|---|---|
| Capacity | 30 kg |
| Reading | 10 g |
| Platform dimensions | 340 x 230 mm |
| Dimensions | 350 x 330 x 120 mm |
| Power | 230 V 50 Hz |
| Rechargeable battery | 1 x 4 V 4 Ah |

## B004-

### *RECHARGEABLE ELECTRONIC DIGITAL COUNTER SCALES*

Not legal for trade with 6 V 4 Ah and transformer.

Box

| Art. | Capacity | Reading | Scale dimensions | Platform dimensions | Rechargeable battery |
|---|---|---|---|---|---|
| B004/7 | 7,5 kg | 0,2 g | 350 x 340 x 105 mm | 335 x 228 mm | 1 x 6 V 4 Ah |
| B004/30 | 30 kg | 1 g | 350 x 340 x 105 mm | 335 x 228 mm | 1 x 6 V 4 Ah |

## 0561/B

### *SPARE PART BATTERY*

For every B004 scale.

## B004/150

### *RECHARGEABLE ELECTRONIC DIGITAL COUNTER SCALE*

Not legal for trade with 6 V 4 Ah battery and transformer.

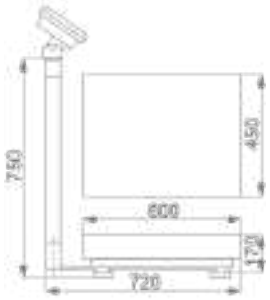

Box

| | |
|---|---|
| Capacity | 150 kg |
| Reading | 10 g |
| Rechargeable battery | 1 x 6 V 4 Ah |
| Net weight | 17 kg |

## 0561/B

### *SPARE PART BATTERY*

For every B004 scale.

## D010-

### *DIGITAL CRANE SCALES*

With cast aluminum structure, equipped with battery, charger, infrared remote control and sound signal Double unit of measurement kg / lb. With Peak, Hold, Tare, Zero and addition functions. Large fonts for easy reading. Not suitable for relations with third parties.

Box

| Art. | Digits sizes | Capacity | Reading | Minimum weighing | Max weight | Battery | Net weight |
|---|---|---|---|---|---|---|---|
| D010/0100 | 40 x 20 mm | 1000 kg | 0,5 kg | 0,5 kg | 150% | 1 x 6 V 4 Ah | 7,1 kg |
| D010/0300 | 40 x 20 mm | 3000 kg | 1 kg | 1 kg | 150% | 1 x 6 V 4 Ah | 7,5 kg |
| D010/0500 | 40 x 20 mm | 5000 kg | 2 kg | 2 kg | 150% | 1 x 6 V 4 Ah | 12,3 kg |
| D010/1000 | 40 x 20 mm | 10000 kg | 5 kg | 5 kg | 150% | 1 x 6 V 4 Ah | 25,7 kg |

## D012-

### *DIGITAL CRANE SCALES*

Equipped with battery, charger, remote control, back light and sound signal. Double unit of measurement kg/lb. With Peak, Hold, Tare and Zero functions. Large fonts for easy reading. Not suitable for relations with third parties.

Box

| Art. | Digits sizes | Capacity | Reading | Minimum weighing | Max weight | Rechargeable battery | Net weight |
|---|---|---|---|---|---|---|---|
| D012/0100 | 40 x 20 mm | 1000 kg | 0,2 kg | 0,2 kg | 150% | 1 x 6 V 10 Ah | 12 kg |
| D012/0300 | 40 x 20 mm | 3000 kg | 0,5 kg | 0,5 kg | 150% | 1 x 6 V 10 Ah | 14,5 kg |
| D012/0500 | 40 x 20 mm | 5000 kg | 1 kg | 1 kg | 150% | 1 x 6 V 10 Ah | 19 kg |
| D012/1000 | 40 x 20 mm | 10000 kg | 2 kg | 2 kg | 150% | 1 x 6 V 10 Ah | 32 kg |

| ART. | PAG |
|---|---|
| 0010 | 395 |
| 0011 | 63 |
| 0012 | 62 |
| 0013/142 | 589 |
| 0013/185 | 589 |
| 0018/15 | 423 |
| 0018/30 | 423 |
| 0020 | 465 |
| 0020/1 | 465 |
| 0020/2 | 465 |
| 0020/3 | 465 |
| 0020/4 | 465 |
| 0020/5 | 465 |
| 0020/6 | 465 |
| 0021/1 | 387 |
| 0021/2 | 387 |
| 0022 | 82 |
| 0023 | 76 |
| 0024 | 543 |
| 0026 | 543 |
| 0027/30W | 542 |
| 0027/40W | 542 |
| 0027/40W/TIP | 542 |
| 0028 | 403 |
| 0028-XL | 403 |
| 0028B | 403 |
| 0028BS | 403 |
| 0028R | 403 |
| 0029 | 589 |
| 0031 | 542 |
| 0033A | 542 |
| 0033A/TIP | 542 |
| 0034 | 544 |
| 0035 | 480 |
| 0036- | 354 |
| 0036-xG | 354 |
| 0037 | 542 |
| 0037/TIP | 542 |
| 0038 | 369 |
| 0042- | 355 |
| 0043 | 494 |
| 0044 | 532 |
| 0045 | 532 |
| 0046 | 534 |
| 0047 | 534 |
| 0048 | 539 |
| 0049 | 536 |
| 0050 | 533 |
| 0052 | 532 |
| 0054/10 | 383 |
| 0054/4 | 383 |
| 0056- | 398 |
| 0059 | 536 |
| 0060 | 386 |
| 0062- | 394 |
| 0064 | 404 |
| 0065A | 385 |
| 0066 | 402 |

| ART. | PAG |
|---|---|
| 0067 | 386 |
| 0069- | 386 |
| 0070 | 402 |
| 0070/C | 402 |
| 0071 | 544 |
| 0073 | 413 |
| 0075 | 395 |
| 0076 | 423 |
| 0077 | 423 |
| 0080 | 423 |
| 0081 | 485 |
| 0083 | 456 |
| 0084- | 416 |
| 0085 | 492 |
| 0087 | 232 |
| 0087/35 | 232 |
| 0090 | 419 |
| 0090- | 419 |
| 0091 | 492 |
| 0092 | 485 |
| 0093/22 | 485 |
| 0093/42 | 485 |
| 0094 | 387 |
| 0095 | 480 |
| 0096 | 479 |
| 0096/L | 481 |
| 0101/500 | 486 |
| 0102 | 85 |
| 0103 | 494 |
| 0104 | 460 |
| 0105 | 509 |
| 0105T | 508 |
| 0106 | 77 |
| 0107 | 557 |
| 063xE | 467 |
| 0109 | 585 |
| 0110 | 509 |
| 0110T | 508 |
| 0112 | 585 |
| 0113 | 86 |
| 0116 | 489 |
| 0116P | 489 |
| 0118 | 468 |
| 0119- | 468 |
| 0120 | 468 |
| 0121 | 468 |
| 0122 | 467 |
| 0123 | 558 |
| 0125 | 537 |
| 0126 | 473 |
| 0127 | 473 |
| 0128A | 557 |
| 0130- | 469 |
| 0132 | 71 |
| 0133 | 71 |
| 0134- | 415 |
| 0134S | 415 |
| 0135- | 354 |

| ART. | PAG |
|---|---|
| 0136 | 467 |
| 0138 | 103 |
| 0140- | 354 |
| 0141 | 484 |
| 0142- | 110 |
| 0143/25 | 405 |
| 0143A | 405 |
| 0144 | 103 |
| 0145- | 354 |
| 0146/60 | 355 |
| 0147 | 388 |
| 0148/500 | 471 |
| 0149 | 528 |
| 0151 | 487 |
| 0153- | 470 |
| 0154- | 470 |
| 0156- | 545 |
| 0157- | 358 |
| 0158/500 | 545 |
| 0159 | 483 |
| 0160 | 476 |
| 0161 | 483 |
| 0162 | 475 |
| 0163 | 323 |
| 0164 | 511 |
| 0164/250 | 545 |
| 0166 | 475 |
| 0167- | 357 |
| 0168 | 475 |
| 0169- | 471 |
| 0171 | 510 |
| 0171- | 545 |
| 0172 | 511 |
| 0172/150 | 545 |
| 0173 | 427 |
| 0174- | 354 |
| 0176 | 491 |
| 0177 | 490 |
| 0178 | 488 |
| 0179 | 489 |
| 0180 | 489 |
| 0181 | 439 |
| 0183/750 | 545 |
| 0184- | 493 |
| 0186 | 59 |
| 0187 | 415 |
| 0188- | 111 |
| 0188-xG | 111 |
| 0189- | 550 |
| 0189/G | 550 |
| 0190 | 420 |
| 0190T | 422 |
| 0192 | 478 |
| 0194 | 550 |
| 0195 | 437 |
| 0196 | 415 |
| 0196- | 415 |
| 0197 | 85 |

| ART. | PAG |
|---|---|
| 0198 | 478 |
| 0199 | 412 |
| 0199P | 412 |
| 0199P- | 412 |
| 0200 | 411 |
| 0201 | 411 |
| 0201- | 411 |
| 0202 | 478 |
| 0203 | 369 |
| 0204 | 412 |
| 0205 | 356 |
| 0205/120 | 356 |
| 0206 | 468 |
| 0207 | 456 |
| 0208 | 412 |
| 0208- | 412 |
| 0209 | 556 |
| 0211 | 370 |
| 0212 | 581 |
| 0215x | 419 |
| 0216/400 | 471 |
| 0217 | 392 |
| 0218- | 554 |
| 0218-xB | 554 |
| 0218-xS | 554 |
| 0219 | 476 |
| 0220 | 420 |
| 0220/C | 421 |
| 0221 | 413 |
| 0222 | 413 |
| 0222- | 413 |
| 0223 | 413 |
| 0224- | 413 |
| 0225- | 469 |
| 0226 | 483 |
| 0227- | 469 |
| 0229 | 488 |
| 0230 | 69 |
| 0231 | 488 |
| 0232 | 370 |
| 0233 | 370 |
| 0234 | 492 |
| 0235 | 83 |
| 0236 | 398 |
| 0237- | 398 |
| 0238 | 232 |
| 0239/400 | 471 |
| 0241 | 392 |
| 0242 | 61 |
| 0243- | 471 |
| 024xE | 467 |
| 024xI | 467 |
| 063xI | 467 |
| 0250 | 358 |
| 0252/230V | 57 |
| 0252/400V | 57 |
| 0253 | 485 |
| 0254 | 353 |

| ART. | PAG |
|---|---|
| 0255 | 70 |
| 0256- | 394 |
| 0257 | 489 |
| 0258 | 474 |
| 0259 | 474 |
| 0260 | 62 |
| 0261 | 490 |
| 0263 | 489 |
| 0264 | 353 |
| 0265/05 | 358 |
| 0266 | 416 |
| 0267 | 478 |
| 0268A | 424 |
| 0269 | 419 |
| 0271 | 383 |
| 0272 | 552 |
| 0273 | 69 |
| 0274 | 551 |
| 0277 | 461 |
| 0278/002S | 209 |
| 0278/005S | 209 |
| 0278/008S | 209 |
| 0278/009S | 209 |
| 0278- | 209 |
| 0280 | 93 |
| 028x | 494 |
| 0285/75 | 82 |
| 0286- | 580 |
| 0287- | 486 |
| 0289 | 551 |
| 0290 | 368 |
| 0291 | 557 |
| 0292- | 86 |
| 0293 | 491 |
| 0294 | 488 |
| 0295 | 487 |
| 0296 | 488 |
| 0298 | 488 |
| 0299 | 489 |
| 0299/P | 489 |
| 0300 | 475 |
| 0301- | 475 |
| 0302/200 | 101 |
| 0302/245 | 101 |
| 0302/305 | 101 |
| 0303 | 550 |
| 0304 | 458 |
| 0305 | 369 |
| 0305/0203/1118 | 370 |
| 0306 | 475 |
| 0307/1 | 490 |
| 0307/2 | 490 |
| 0310 | 365 |
| 0310B | 366 |
| 0311 | 557 |
| 0312/AB | 593 |
| 0313 | 534 |
| 0316 | 77 |

| ART. | PAG |
|---|---|
| 0317 | 491 |
| 0318 | 491 |
| 0320 | 478 |
| 0321 | 544 |
| 0322 | 486 |
| 0323/45 | 346 |
| 0323/55 | 346 |
| 0325 | 485 |
| 0329 | 426 |
| 0331 | 317 |
| 0332 | 228 |
| 0333 | 544 |
| 0333/150 | 544 |
| 0334/0750 | 82 |
| 0334/1000 | 82 |
| 033x | 472 |
| 0338 | 557 |
| 0339 | 534 |
| 0340S | 416 |
| 0341 | 446 |
| 0341-x | 446 |
| 0341-xL | 447 |
| 0341/3LS | 447 |
| 0341/5S | 447 |
| 0341-Sx | 447 |
| 0342 | 559 |
| 0343 | 555 |
| 0344 | 555 |
| 0350 | 325 |
| 0352- | 423 |
| 0353/085 | 358 |
| 0353/110 | 358 |
| 035x | 358 |
| 0356 | 550 |
| 0357- | 423 |
| 0358 | 460 |
| 0359- | 422 |
| 0360 | 426 |
| 0362 | 71 |
| 0363- | 342 |
| 0365 | 94 |
| 0366 | 555 |
| 0368- | 469 |
| 0369 | 385 |
| 0370/11 | 469 |
| 0373- | 469 |
| 0375A | 385 |
| 0376/AC | 487 |
| 0376/AI | 488 |
| 0376/AL | 488 |
| 0377 | 75 |
| 0378/1510 | 541 |
| 0379 | 468 |
| 0380 | 491 |
| 0381 | 474 |
| 0382- | 342 |
| 0383 | 77 |
| 0384 | 482 |

| ART. | PAG |
|---|---|
| 0385 | 551 |
| 0386 | 551 |
| 0387A | 592 |
| 0391 | 474 |
| 0392 | 370 |
| 0393 | 417 |
| 0393- | 417 |
| 0393/A | 417 |
| 0394- | 358 |
| 0396 | 473 |
| 0398 | 490 |
| 0399 | 510 |
| 0400 | 420 |
| 0400- | 420 |
| 0401 | 558 |
| 0402 | 459 |
| 0403 | 459 |
| 0404 | 459 |
| 0405 | 421 |
| 0405- | 421 |
| 0406 | 458 |
| 0407 | 458 |
| 0409 | 353 |
| 0411 | 481 |
| 0412 | 537 |
| 0413 | 533 |
| 0414 | 533 |
| 0415 | 481 |
| 0416 | 533 |
| 0417 | 533 |
| 0418 | 533 |
| 0419 | 535 |
| 0420 | 481 |
| 0420/S | 481 |
| 0421 | 535 |
| 0422- | 346 |
| 0423/1 | 346 |
| 0423/2 | 346 |
| 0424 | 485 |
| 0425- | 126 |
| 0426- | 423 |
| 0427- | 354 |
| 0428 | 559 |
| 0429 | 559 |
| 0430 | 392 |
| 0431 | 544 |
| 0433 | 593 |
| 0434 | 511 |
| 0437 | 556 |
| 0439- | 427 |
| 0441 | 543 |
| 0442 | 417 |
| 0442- | 417 |
| 0443 | 543 |
| 0444 | 543 |
| 0449 | 585 |
| 0452 | 392 |
| 0453 | 463 |

| ART. | PAG |
|---|---|
| 0454 | 463 |
| 0455 | 463 |
| 0456 | 449 |
| 0457 | 385 |
| 0458 | 535 |
| 0459 | 297 |
| 0460 | 535 |
| 0461 | 398 |
| 0462 | 365 |
| 0462/55 | 368 |
| 0463 | 232 |
| 0465 | 490 |
| 0466/4V | 345 |
| 0466/CV | 345 |
| 0466/DM | 458 |
| 0466/PB | 345 |
| 0466/SC | 345 |
| 0467 | 395 |
| 0468 | 490 |
| 0469 | 463 |
| 0470 | 463 |
| 0471 | 449 |
| 0472 | 485 |
| 0473- | 545 |
| 0474/PA | 552 |
| 0474/PE | 552 |
| 0474/PP | 552 |
| 0476 | 414 |
| 0476- | 414 |
| 0477 | 414 |
| 0482/3 | 556 |
| 0483 | 84 |
| 0485 | 382 |
| 0486 | 369 |
| 0487 | 364 |
| 0490 | 364 |
| 0490/03 | 367 |
| 0490/11 | 367 |
| 0490/20 | 368 |
| 0492 | 557 |
| 0493/1 | 556 |
| 0493/2 | 556 |
| 0494- | 427 |
| 0495 | 105 |
| 0495/24 | 106 |
| 0496 | 105 |
| 0497- | 88 |
| 0498 | 89 |
| 0499 | 90 |
| 0499/C | 91 |
| 0502 | 77 |
| 0503 | 77 |
| 0504 | 92 |
| 0505 | 102 |
| 0506 | 29 |
| 0507 | 105 |
| 0507/07 | 106 |
| 0507/14 | 106 |

| ART. | PAG |
|---|---|
| 0507/15 | 106 |
| 0507/4R | 106 |
| 0507/Y | 106 |
| 0509/245 | 99 |
| 0509/305 | 99 |
| 0509/340 | 99 |
| 0510 | 76 |
| 0511 | 470 |
| 0513 | 486 |
| 0514- | 470 |
| 0515 | 486 |
| 0516 | 555 |
| 0517/59 | 91 |
| 0517A | 90 |
| 0518/20 | 64 |
| 0518/30 | 64 |
| 0518/38M | 65 |
| 0518/50 | 64 |
| 0518/80 | 65 |
| 0519 | 476 |
| 0520-xA | 355 |
| 0520-xF | 355 |
| 0520-xG | 355 |
| 0520-xP | 355 |
| 0520-xS | 355 |
| 0521 | 492 |
| 0523 | 102 |
| 0524 | 233 |
| 0526 | 233 |
| 0529 | 231 |
| 0530 | 555 |
| 0530A | 555 |
| 0531A | 145 |
| 0532A | 145 |
| 0532A/230V | 145 |
| 0536A | 145 |
| 0537A | 145 |
| 0538A | 145 |
| 0540- | 418 |
| 0540/3 | 418 |
| 0540S | 418 |
| 0541S | 415 |
| 0544 | 413 |
| 0545/EF | 419 |
| 0545/TF | 421 |
| 0551 | 75 |
| 0552 | 75 |
| 0552/400V | 75 |
| 0553 | 75 |
| 0554 | 75 |
| 0554/400V | 75 |
| 0555 | 77 |
| 0556 | 75 |
| 0558/EM | 419 |
| 0558/EP | 419 |
| 0558/GE | 420 |
| 0558/TX | 421 |
| 0559 | 92 |

| ART. | PAG |
|---|---|
| 0559/T | 92 |
| 0560 | 82 |
| 0561/B | 596 |
| 0562 | 458 |
| 0562N | 458 |
| 0563- | 126 |
| 0564 | 102 |
| 0565 | 72 |
| 0567 | 385 |
| 0568 | 72 |
| 0569 | 366 |
| 0571 | 532 |
| 0574 | 534 |
| 0575 | 363 |
| 0575/04 | 367 |
| 0575/0580/12 | 368 |
| 05x | 367 |
| 0575S | 363 |
| 0576 | 532 |
| 0577/17 | 368 |
| 0578- | 366 |
| 0579- | 366 |
| 0580 | 364 |
| 0580/01-6 | 367 |
| 0580S | 364 |
| 0581 | 366 |
| 0582- | 366 |
| 0583 | 593 |
| 0584- | 487 |
| 0585 | 528 |
| 0585- | 487 |
| 0586 | 529 |
| 0587 | 528 |
| 0587- | 487 |
| 0588/6 | 529 |
| 0588- | 487 |
| 0589 | 438 |
| 0590 | 402 |
| 0591- | 354 |
| 0594 | 389 |
| 0595 | 389 |
| 0596 | 389 |
| 0597 | 558 |
| 0599 | 43 |
| 0600 | 399 |
| 0601 | 362 |
| 0601/24 | 367 |
| 0601/30 | 367 |
| 0602 | 399 |
| 0603 | 467 |
| 0605 | 362 |
| 0606 | 493 |
| 0607 | 537 |
| 0608 | 537 |
| 0609 | 537 |
| 0610 | 537 |
| 0611 | 480 |
| 0612 | 479 |

| ART. | PAG |
|---|---|
| 0613 | 479 |
| 0614 | 416 |
| 0614- | 416 |
| 0615 | 362 |
| 0617 | 479 |
| 0618 | 441 |
| 0620 | 439 |
| 0621 | 440 |
| 0622 | 440 |
| 0623 | 479 |
| 0624 | 438 |
| 0625 | 556 |
| 0627 | 479 |
| 0627/L | 480 |
| 0628 | 466 |
| 0629 | 483 |
| 0630/0900 | 390 |
| 0630/2200 | 390 |
| 0630/2720 | 390 |
| 0632 | 370 |
| 0632/01 | 370 |
| 0632- | 371 |
| 0632/DCF05 | 371 |
| 0633 | 455 |
| 0634 | 455 |
| 06x | 400 |
| 0635/25 | 400 |
| 0640 | 461 |
| 0641 | 535 |
| 0642 | 71 |
| 0644 | 534 |
| 0645/C | 393 |
| 0645/CC | 393 |
| 0645/CP | 393 |
| 0645/S | 393 |
| 0645/SS | 393 |
| 0646/A | 585 |
| 0647/25 | 482 |
| 0647/25L | 482 |
| 0647/50 | 482 |
| 0647/50L | 482 |
| 0647/65 | 482 |
| 0647/65L | 482 |
| 0648 | 88 |
| 0649- | 389 |
| 0654-xF | 406 |
| 0654-xL | 406 |
| 0655/L | 484 |
| 0655/R | 484 |
| 0655/S | 484 |
| 0656/254 | 93 |
| 0656/310 | 93 |
| 0657 | 29 |
| 0657/B | 30 |
| 0658 | 386 |
| 0659 | 556 |
| 0660- | 550 |
| 0661 | 555 |

| ART. | PAG |
|---|---|
| 0662 | 81 |
| 0663 | 383 |
| 0664 | 383 |
| 0665 | 92 |
| 0666 | 585 |
| 0668 | 85 |
| 0670 | 483 |
| 0670/U | 483 |
| 0671/1P | 557 |
| 0672 | 484 |
| 0672/B | 484 |
| 0673 | 484 |
| 0677 | 546 |
| 0677/500 | 546 |
| 0677/500CG | 546 |
| 0677/CG | 546 |
| 0677/IA | 546 |
| 0677/SO | 546 |
| 0678 | 492 |
| 0679 | 438 |
| 068x | 347 |
| 0682 | 347 |
| 0683 | 347 |
| 07x | 261 |
| 0686/200 | 91 |
| 0686/200C | 91 |
| 0687 | 363 |
| 0687/005 | 367 |
| 0687/029 | 367 |
| 0687/041 | 368 |
| 0687/102 | 368 |
| 0688 | 140 |
| 0690/07P | 410 |
| 0690- | 410 |
| 0690/12P | 410 |
| 0691/400V | 81 |
| 0692/230V | 70 |
| 0692/400V | 70 |
| 0693A | 558 |
| 0694 | 543 |
| 0696 | 480 |
| 0696/L | 480 |
| 0697 | 91 |
| 0698/100 | 111 |
| 0699/240 | 484 |
| 0700/07P | 410 |
| 0700- | 410 |
| 0700/12P | 410 |
| 0701 | 81 |
| 0706 | 544 |
| 0708 | 29 |
| 0709 | 325 |
| 0710 | 30 |
| 0711- | 127 |
| 0712/002 | 210 |
| 0712/005 | 210 |
| 0712/008 | 210 |
| 0712/009 | 210 |

| ART. | PAG |
|---|---|
| 0712/010 | 211 |
| 0712- | 210 |
| 0712-x00 | 211 |
| 0712-x0 | 211 |
| 0712/900 | 211 |
| 0714 | 416 |
| 0715- | 143 |
| 0716 | 30 |
| 0716/B | 30 |
| 0716S | 30 |
| 0717A | 101 |
| 0719 | 86 |
| 0720 | 103 |
| 0720/L | 103 |
| 0721 | 85 |
| 0722 | 86 |
| 0723 | 86 |
| 0724/B | 483 |
| 0725 | 537 |
| 0725L | 537 |
| 0732 | 459 |
| 0733 | 474 |
| 0734- | 474 |
| 0737- | 477 |
| 0738- | 477 |
| 0739- | 477 |
| 0740- | 477 |
| 0741- | 477 |
| 0742- | 477 |
| 0747 | 494 |
| 0748 | 494 |
| 0749 | 90 |
| 0749/C | 91 |
| 0749/M | 91 |
| 0749/MC | 91 |
| 0750 | 61 |
| 0750CM3 | 61 |
| 0751 | 87 |
| 0751/A4 | 126 |
| 0751/P | 126 |
| 0752 | 58 |
| 0752CM3 | 58 |
| 0753/A | 103 |
| 0753/L | 103 |
| 0754/230V | 58 |
| 0754/400V | 58 |
| 0755 | 552 |
| 0756 | 105 |
| 0756/F | 106 |
| 0756/S | 106 |
| 0756/T | 106 |
| 0756/Y | 106 |
| 0757 | 48 |
| 0758 | 87 |
| 0758/C | 87 |
| 0759 | 105 |
| 0759/F | 106 |
| 0759/S | 106 |

| ART. | PAG |
|---|---|
| 0760 | 494 |
| 0762- | 261 |
| 0764 | 98 |
| 0764/455 | 98 |
| 0766- | 112 |
| 0767 | 418 |
| 0770 | 78 |
| 0770/MA | 80 |
| 0770/MC | 80 |
| 0771 | 418 |
| 0773- | 84 |
| 0773/05L | 84 |
| 0773/10L | 84 |
| 0774- | 425 |
| 0775 | 84 |
| 0776 | 83 |
| 0776/610 | 83 |
| 0777/2 | 540 |
| 0777/3 | 540 |
| 0778- | 425 |
| 0779- | 425 |
| 0779/S120 | 426 |
| 0779/S210 | 426 |
| 0780 | 470 |
| 0781 | 470 |
| 0782 | 405 |
| 0783-xF | 540 |
| 0783-xM | 540 |
| 0784 | 535 |
| 0785-xF | 540 |
| 0785-xM | 540 |
| 0786 | 532 |
| 0787 | 557 |
| 0791- | 402 |
| 0792 | 480 |
| 0792/L | 481 |
| 0793 | 542 |
| 0794- | 471 |
| 0795/1 | 437 |
| 0795/2 | 437 |
| 0799- | 232 |
| 0804 | 79 |
| 0804/MD | 80 |
| 0805/400 | 586 |
| 0806/020 | 424 |
| 0806/200 | 424 |
| 0808- | 472 |
| 0809- | 424 |
| 08x | 466 |
| 08xx | 466 |
| 0813 | 466 |
| 0814 | 466 |
| 0816 | 323 |
| 0817 | 323 |
| 0819- | 493 |
| 0820- | 493 |
| 0822 | 493 |
| 0823 | 493 |

| ART. | PAG |
|---|---|
| 0824- | 586 |
| 0826 | 467 |
| 0830 | 233 |
| 0831- | 468 |
| 0833 | 325 |
| 0834- | 468 |
| 0835/15 | 233 |
| 0836 | 593 |
| 0840- | 472 |
| 0840-xT | 472 |
| 0841 | 466 |
| 0843 | 466 |
| 0846/150 | 486 |
| 0847 | 466 |
| 0849 | 342 |
| 0855 | 100 |
| 0857 | 48 |
| 0861 | 492 |
| 0862 | 486 |
| 0864 | 543 |
| 0865 | 543 |
| 0869 | 483 |
| 0870/250 | 94 |
| 0871 | 94 |
| 0872/OPD | 464 |
| 0872/P | 464 |
| 0872/PCD | 464 |
| 0872/PDD | 464 |
| 0873-BC | 464 |
| 0873-BD | 464 |
| 0873/TF | 465 |
| 0873/TL | 464 |
| 0873-U | 464 |
| 0876 | 490 |
| 0877 | 491 |
| 0878 | 363 |
| 0888 | 458 |
| 0889 | 558 |
| 0890 | 242 |
| 0890- | 242 |
| 0891A | 555 |
| 0892 | 85 |
| 0893 | 86 |
| 0895- | 414 |
| 0896- | 414 |
| 0897- | 242 |
| 0900 | 559 |
| 0900/BL | 559 |
| 0901 | 352 |
| 0902 | 352 |
| 0903 | 352 |
| 0904 | 353 |
| 0905 | 353 |
| 0906 | 353 |
| 0907 | 352 |
| x-1000 | 401 |
| 1-xA | 128 |
| 1-xB | 128 |

| ART. | PAG |
|---|---|
| 1-xD | 128 |
| x-2000 | 401 |
| x-3000 | 401 |
| 16IRx | 184 |
| 1515 | 356 |
| 1515/GL | 356 |
| 1515/GM | 356 |
| 1515/SU | 356 |
| 16-B | 132 |
| 16-CM | 132 |
| 16-D | 132 |
| 165x | 184 |
| 16Ax | 132 |
| 16ERx | 184 |
| 2-xA | 134 |
| 2-xB | 134 |
| 2-xD | 135 |
| 2622x | 125 |
| 3A40- | 130 |
| 3/B/40 | 130 |
| 3-CM | 130 |
| 3D40- | 130 |
| 4- | 133 |
| 4-xB | 133 |
| 4-xD | 134 |
| A001- | 129 |
| A003/13A | 78 |
| A003/13ACBN | 80 |
| A003/13ASDC | 80 |
| A003/32 | 78 |
| A003/32CBN | 80 |
| A003/32CBN13 | 80 |
| A003/32SDC | 80 |
| A003/32SDC13 | 80 |
| A004/14 | 79 |
| A004/14CBN | 80 |
| A004/14SDC | 80 |
| A004/20 | 79 |
| A004/20CBN | 80 |
| A004/20SDC | 80 |
| A007/01 | 335 |
| A007/02 | 334 |
| A007/03 | 334 |
| A007/04 | 334 |
| A007/05 | 334 |
| A007/06 | 334 |
| A007/07 | 335 |
| A007-xP | 336 |
| A007/10 | 335 |
| A007/11 | 335 |
| A007/16 | 335 |
| A007/17 | 334 |
| A007/18 | 334 |
| A007/20 | 335 |
| A007/21 | 335 |
| A007/21I | 335 |
| A007/22 | 335 |
| A007/23 | 334 |

| ART. | PAG |
|---|---|
| A007/LED | 336 |
| A007/LED/C | 336 |
| A007A | 329 |
| A007B | 329 |
| A007C | 329 |
| A007D | 329 |
| A007E | 330 |
| A007F | 330 |
| A007G | 330 |
| A007H | 330 |
| A007I | 331 |
| A007L | 331 |
| A007M | 331 |
| A007N | 331 |
| A007P | 332 |
| A007Q | 332 |
| A007R | 332 |
| A007S | 332 |
| A007T | 333 |
| A007U | 333 |
| A007UF | 333 |
| A007V | 333 |
| A008A | 329 |
| A008B | 329 |
| A008C | 329 |
| A008D | 329 |
| A008E | 330 |
| A008F | 330 |
| A008G | 330 |
| A008H | 330 |
| A008I | 331 |
| A008L | 331 |
| A008M | 331 |
| A008N | 331 |
| A008P | 332 |
| A008Q | 332 |
| A008R | 332 |
| A008S | 332 |
| A008T | 333 |
| A008U | 333 |
| A008UF | 333 |
| A008V | 333 |
| A010-x | 560 |
| A010- | 560 |
| A010/30 | 560 |
| A010/30T | 560 |
| A0132A | 79 |
| A0132A/MB | 80 |
| A0132A/MR | 80 |
| A014- | 215 |
| A014/03-30S | 215 |
| A016- | 571 |
| A019- | 578 |
| A020 | 572 |
| A021 | 572 |
| AxDC | 218 |
| AxSC | 218 |
| A040/101 | 372 |

| ART. | PAG |
|---|---|
| A040/201C | 372 |
| A040/301 | 372 |
| A040/301P | 372 |
| A040/601P | 373 |
| A040/602 | 373 |
| A040/802 | 373 |
| A040/8029 | 374 |
| A040/803 | 373 |
| A040/8037 | 374 |
| A040/8040 | 374 |
| A040/8046 | 374 |
| A040/8047S | 374 |
| A040/8047U | 374 |
| A040/8048 | 374 |
| A100 | 338 |
| A12AL6 | 219 |
| A162A | 539 |
| A162C | 539 |
| A162DS | 539 |
| A208B- | 212 |
| A212- | 212 |
| A300 | 338 |
| A481/10 | 541 |
| A481/15 | 541 |
| A481/15H | 541 |
| A481/30H | 541 |
| A601A | 538 |
| A601DS | 538 |
| A602A | 538 |
| A901A | 539 |
| A902A | 539 |
| ACAS/001 | 374 |
| ACAS/004 | 374 |
| ACAS/007 | 374 |
| ACAS/010 | 374 |
| ACAS/011 | 374 |
| ACAS/014 | 374 |
| ACAS/020 | 374 |
| ACAS/021 | 374 |
| ACAS/022 | 374 |
| ACAS/023 | 374 |
| ACAS/024 | 374 |
| ACAS/025 | 374 |
| ACAS/026 | 374 |
| ADF- | 305 |
| ADLTxA | 181 |
| ADLTxA1 | 181 |
| ADLTx | 181 |
| ADR3/6 | 288 |
| AN2G/12/1 | 400 |
| AP01 | 530 |
| AP02 | 530 |
| AP03 | 530 |
| AP04 | 530 |
| AP05 | 531 |
| AP05/150 | 531 |
| AP06 | 531 |
| APKTx | 181 |

| ART. | PAG |
|---|---|
| B001- | 136 |
| B003/5/1 | 596 |
| B004/150 | 597 |
| B004- | 596 |
| B005- | 185 |
| B006- | 473 |
| B007- | 150 |
| B009/A1 | 338 |
| B009/A2 | 338 |
| B009/B1 | 338 |
| B009/B2 | 338 |
| B010 | 578 |
| B012- | 187 |
| B013- | 187 |
| B014- | 187 |
| B015 | 337 |
| B015/10 | 337 |
| B017/C | 337 |
| B018 | 596 |
| B021 | 596 |
| B022/10 | 337 |
| B022/15 | 337 |
| B025 | 578 |
| BxDC | 219 |
| BxDCxL | 219 |
| BxSC | 219 |
| BxSCxL | 219 |
| B031 | 596 |
| BxAL | 219 |
| B100 | 576 |
| B201/1 | 576 |
| B201/2 | 576 |
| B201/3 | 576 |
| B201/4 | 576 |
| B481/20 | 541 |
| B609 | 553 |
| B610 | 553 |
| BASECKJNL | 170 |
| BASECKJNR | 170 |
| BGAx | 312 |
| BI413L0x | 443 |
| BI423Lx | 443 |
| BI433Mx | 443 |
| BI443Mx | 443 |
| BI4E1Lx | 445 |
| BI4E1Nx | 445 |
| BI4E2Lx | 444 |
| BI4E2Nx | 444 |
| BI4E3Lx | 442 |
| BI4E3Nx | 442 |
| BN413Lx | 434 |
| BN413Nx | 434 |
| BN414Lx | 431 |
| BN414Nx | 431 |
| BN415Nx | 428 |
| BN423Lx | 434 |
| BN423Nx | 434 |
| BN424Lx | 431 |

| ART. | PAG |
|---|---|
| BN424Nx | 431 |
| BN425Nx | 429 |
| BN433Lx | 434 |
| BN433Nx | 434 |
| BN434Lx | 431 |
| BN434Nx | 431 |
| BN443Lx | 435 |
| BN443Nx | 435 |
| BN444Lx | 432 |
| BN444Nx | 432 |
| BN445Nx | 429 |
| BN4C3Lx | 435 |
| BN4C4Lx | 432 |
| BN4E2Nx | 436 |
| BN4E3Lx | 433 |
| BN4E3Nx | 433 |
| BN4E4Lx | 430 |
| BN4E4Nx | 430 |
| BN4E5Lx | 428 |
| BN4E5Nx | 428 |
| BN4P2Nx | 436 |
| BN4P3Lx | 433 |
| BN4P3Nx | 433 |
| BN4P4Nx | 430 |
| BN4P5Nx | 428 |
| BR10- | 185 |
| BRAS4103x | 186 |
| BRAS4104x | 186 |
| BRAS4109x | 187 |
| BRAS4111x | 186 |
| BRCIx | 186 |
| BRFEx | 186 |
| BRFIx | 186 |
| BSAx | 312 |
| BSCL09 | 170 |
| BSCL12 | 170 |
| BSDJ11 | 170 |
| BSER16 | 170 |
| BSNR16 | 170 |
| BSSS12 | 170 |
| BSTG16 | 170 |
| BSVJ16 | 170 |
| BU3550 | 170 |
| BU4050 | 170 |
| BU4560 | 170 |
| C001- | 226 |
| C002 | 570 |
| C002/42 | 570 |
| C003- | 226 |
| C004 | 570 |
| C005/150 | 565 |
| C006- | 565 |
| C007- | 568 |
| C009 | 396 |
| C010/200 | 568 |
| C010/200P | 568 |
| C011- | 566 |
| C012- | 473 |

| ART. | PAG |
|---|---|
| C014- | 572 |
| C015 | 473 |
| c015- | 473 |
| C016 | 572 |
| C017 | 570 |
| C018- | 565 |
| C019/150 | 566 |
| C020- | 567 |
| C021- | 567 |
| C022/100 | 83 |
| C023 | 570 |
| C023/N | 570 |
| C023G | 570 |
| C026- | 582 |
| C027- | 582 |
| C028- | 582 |
| C029- | 582 |
| CxDC | 220 |
| CxSC | 220 |
| C030- | 406 |
| C031/150 | 564 |
| C033- | 564 |
| C035- | 564 |
| C038/30 | 385 |
| C039/15 | 386 |
| C039/25 | 386 |
| C041/150 | 564 |
| C043- | 565 |
| C044- | 567 |
| C046- | 139 |
| C048 | 571 |
| C049/300 | 567 |
| C050- | 139 |
| C051 | 115 |
| C052 | 115 |
| C053- | 139 |
| C054 | 115 |
| C055- | 139 |
| C056/200 | 566 |
| C057/150 | 566 |
| C058 | 582 |
| C061 | 573 |
| C062 | 572 |
| C063 | 573 |
| C063/L | 573 |
| C064 | 570 |
| C065/2 | 396 |
| C067 | 592 |
| C069 | 592 |
| CxAL | 220 |
| C070 | 592 |
| C075/2 | 396 |
| C076/30 | 85 |
| C080- | 340 |
| C085- | 340 |
| C086/01C | 341 |
| C086/01T | 341 |
| C086/02C | 341 |

| ART. | PAG |
|---|---|
| C086/02T | 341 |
| C086/04C | 341 |
| C086/04C/D | 341 |
| C086/04T | 341 |
| C086/12C | 341 |
| C086/12C/D | 341 |
| C088 | 342 |
| C090- | 342 |
| C1101 | 397 |
| C1102 | 397 |
| Cx | 396 |
| C170P | 397 |
| C182 | 397 |
| C183 | 397 |
| C184 | 398 |
| C189 | 397 |
| C245- | 422 |
| C313 | 346 |
| C315 | 346 |
| C360 | 346 |
| C371 | 347 |
| C391- | 422 |
| C395- | 422 |
| C586 | 528 |
| C589 | 529 |
| C600 | 339 |
| C600- | 339 |
| C603 | 339 |
| C603- | 339 |
| C648 | 347 |
| C650 | 396 |
| C700 | 340 |
| C750 | 396 |
| C800 | 339 |
| C800- | 339 |
| C855- | 421 |
| c856- | 420 |
| C880/006 | 455 |
| C881/006 | 455 |
| C881- | 455 |
| C882- | 454 |
| C882/2038 | 454 |
| C883- | 455 |
| C884- | 454 |
| C884/6038 | 454 |
| C885- | 454 |
| C885/2038 | 454 |
| C900/A | 343 |
| C900/B | 343 |
| C900/CC01 | 498 |
| C900/CC03 | 498 |
| C900/CC04 | 499 |
| C900C3C | 500 |
| C900CA | 499 |
| C960/1A | 501 |
| C960/2A | 501 |
| C960/3A | 501 |
| C960/4A | 501 |

| ART. | PAG |
|---|---|
| C960/5A | 501 |
| C960/7A | 501 |
| C960/8A | 501 |
| C960/AM01 | 495 |
| C960/CC01 | 495 |
| C960/CC03 | 496 |
| C960/CC04 | 496 |
| C960/F6 | 345 |
| C960/F7 | 345 |
| C960/F8 | 345 |
| C960/MP | 344 |
| C960/PC | 344 |
| C960/PD | 344 |
| C960/PF | 344 |
| C960/PG | 344 |
| C960/PL | 344 |
| C960C3C | 497 |
| C960CA | 497 |
| CARx | 299 |
| CB01- | 451 |
| CB01/04P | 452 |
| CB01/07P | 452 |
| CB01/11P | 452 |
| CB02- | 451 |
| CB02/04P | 452 |
| CB02/07P | 452 |
| CB02/11P | 452 |
| CBF1- | 451 |
| CBF1/10P | 452 |
| CCGx | 310 |
| CCMTxA | 174 |
| CCMTx | 174 |
| CF08 | 568 |
| CHERx | 131 |
| CI80/006 | 456 |
| CI82- | 456 |
| CI83- | 456 |
| CKJNx | 155 |
| CKUNR | 161 |
| CN450N0/0 | 427 |
| CN450Nx | 427 |
| CNMGxF15 | 174 |
| CNMGxF25 | 174 |
| CNMGx | 174 |
| CNMGxM25 | 175 |
| CNMGxM35 | 175 |
| CR20x | 491 |
| CRDxC | 301 |
| CRDxT | 301 |
| CSCD- | 305 |
| CSDS- | 305 |
| CSF- | 305 |
| CTFP10/12 | 170 |
| CTFPBASE25/32 | 170 |
| CTFPx | 160 |
| CTMTMC16/20 | 170 |
| CTMTMC25/32 | 170 |
| D001 | 594 |

| ART. | PAG |
|---|---|
| D003 | 113 |
| D004- | 115 |
| D005- | 114 |
| D006- | 115 |
| D007/A | 595 |
| D009/5-12 | 231 |
| D009/5-85 | 231 |
| D010- | 597 |
| D011/A | 595 |
| D011/D | 595 |
| D012- | 597 |
| D018 | 594 |
| D020 | 231 |
| D023 | 113 |
| DxDC | 220 |
| DxSC | 220 |
| D040- | 325 |
| D045- | 323 |
| D050 | 231 |
| D054- | 325 |
| D055- | 324 |
| D059- | 324 |
| D060- | 324 |
| DxAL | 220 |
| D070- | 324 |
| D100 | 323 |
| D100/S | 323 |
| D17x | 294 |
| D880/006 | 453 |
| D882- | 453 |
| D882/2038 | 453 |
| D883- | 453 |
| D884- | 453 |
| D884/6038 | 453 |
| D885- | 453 |
| D885/2038 | 453 |
| DC200 | 310 |
| DCGx | 310 |
| DCK100 | 309 |
| DCMTxA | 175 |
| DCMTx | 175 |
| DCTx | 309 |
| DCVx | 309 |
| DF2100-Z | 278 |
| DF2100-A | 280 |
| DF2150-Z | 278 |
| DF2150-A | 280 |
| DF4100-Z | 274 |
| DF4100-A | 277 |
| DF4150-Z | 274 |
| DF4150-A | 277 |
| DF4600-Z | 276 |
| DF6100-Z | 270 |
| DF6100-A | 273 |
| DF6150-Z | 270 |
| DF6150-A | 273 |
| DF6600-Z | 272 |
| DF6700-Z | 272 |

| ART. | PAG |
|---|---|
| DF8100-Z | 266 |
| DF8100MINI-Z | 267 |
| DF8100-A | 269 |
| DF8150-Z | 266 |
| DF8150-A | 269 |
| DF8600-Z | 268 |
| DF8700-Z | 268 |
| DF9100-ZC | 281 |
| DF9101-C | 283 |
| DF9103-M | 284 |
| DF9108-Z | 285 |
| DF9150-ZC | 281 |
| DF9153-M | 284 |
| DF9800-ZC | 282 |
| DF9801-C | 283 |
| DFC115/M14 | 308 |
| DFFx | 308 |
| DFVx-xA | 293 |
| DFVx-xZ | 293 |
| DLFx | 307 |
| DMV150 | 310 |
| DN2100-Z | 278 |
| DN2100-A | 280 |
| DN2300-Z | 279 |
| DN4100-Z | 275 |
| DN4100-A | 277 |
| DN4300-Z | 275 |
| DN4300-A | 277 |
| DN4550-Z | 275 |
| DN6100-Z | 271 |
| DN6100-A | 273 |
| DN6300-Z | 271 |
| DN6300-A | 273 |
| DN6550-Z | 271 |
| DN8100-Z | 267 |
| DN8100-A | 269 |
| DN8300-Z | 267 |
| DN8300-A | 269 |
| DN8550-Z | 267 |
| DN9100-ZC | 282 |
| DN9101-C | 283 |
| DN9109-Z | 285 |
| DNMGxM25 | 176 |
| DNMGxM35 | 176 |
| DNMGx | 175 |
| DNW100 | 310 |
| DSCx | 309 |
| DSK100 | 309 |
| DSTx | 309 |
| E001 | 449 |
| E002- | 129 |
| E003 | 449 |
| E005 | 449 |
| E010 | 246 |
| E010-BSFxEx | 254 |
| E010-BSWxEx | 254 |
| E010-MxE1 | 251 |
| E010-MxE15 | 252 |

| ART. | PAG |
|---|---|
| E010-MxE2 | 252 |
| E010-MxE25 | 253 |
| E010-MxE3 | 253 |
| E010-MxExA | 254 |
| E010- | 246 |
| E010-MxExC | 249 |
| E010-UNCxEx | 254 |
| E010-UNFxEx | 255 |
| E010B | 246 |
| E010E | 246 |
| E011-Ax | 258 |
| E011/BSF | 250 |
| E011-BSFx | 250 |
| E011-BSFxM | 256 |
| E011/BSW | 249 |
| E011-BSWx | 249 |
| E011-BSWxM | 256 |
| E011-Ex | 258 |
| E011-Mx1 | 248 |
| E011-MxM | 255 |
| E011-MxC | 248 |
| E011-MxMC | 256 |
| E011/M140X125B | 248 |
| E011-M140x125Ex | 249 |
| E011/M140X125MCB | 249 |
| E011/MC | 249 |
| E011-Ux | 258 |
| E011-UMx | 257 |
| E011/UNC | 250 |
| E011-UNCx | 250 |
| E011-UNCxM | 257 |
| E011/UNF | 251 |
| E011-UNFx | 251 |
| E011-UNFxM | 257 |
| E011A | 247 |
| E011B | 247 |
| E011C | 247 |
| E011D | 247 |
| ExDC | 221 |
| ExSC | 221 |
| ExAL | 221 |
| E190- | 450 |
| E190-Bx | 450 |
| E191- | 450 |
| E481/20 | 560 |
| E481/20P | 560 |
| EN403Nx | 435 |
| EN404Nx | 432 |
| EN405Nx | 429 |
| ERW100 | 291 |
| F001/10 | 216 |
| F001/20 | 216 |
| F002-xP | 202 |
| F002-xPL | 203 |
| F002- | 202 |
| F002-xL | 203 |
| F002/6 | 202 |
| F002/P | 203 |

| ART. | PAG |
|---|---|
| F002/PL | 203 |
| F005- | 217 |
| F006- | 217 |
| F007- | 217 |
| F008- | 225 |
| F008DC | 225 |
| F008SC | 225 |
| F010 | 591 |
| F011-xP | 201 |
| F011- | 201 |
| F011/6 | 201 |
| F015-A | 207 |
| F015/005 | 207 |
| F015/006S | 207 |
| F015/007 | 207 |
| F015/008S | 207 |
| F015- | 207 |
| F018 | 484 |
| F019/005 | 205 |
| F019/006 | 205 |
| F019/007 | 205 |
| F019/008 | 205 |
| F019- | 205 |
| F025 | 216 |
| FxDC | 221 |
| FxSC | 221 |
| F050 | 36 |
| F050B | 37 |
| F050I | 36 |
| F050U | 35 |
| F060 | 35 |
| F060I | 34 |
| F060V | 34 |
| FxAL | 221 |
| F121- | 243 |
| F122- | 243 |
| F123 | 243 |
| F23x | 216 |
| F256- | 168 |
| F256/644 | 170 |
| F256/648 | 170 |
| F2Gx | 584 |
| F300- | 166 |
| F301- | 166 |
| F302- | 166 |
| F303- | 168 |
| F304- | 167 |
| F306- | 166 |
| F307/16/22 | 169 |
| F308- | 168 |
| F32x | 584 |
| F400- | 167 |
| F401- | 167 |
| F402- | 167 |
| F403- | 169 |
| F406- | 169 |
| F407- | 168 |
| F430 | 215 |

| ART. | PAG |
|---|---|
| F585 | 528 |
| F588/6 | 528 |
| F639 | 215 |
| F68x | 584 |
| F80x | 584 |
| F802/MINI | 584 |
| F813 | 584 |
| FB12CD3AS-22B | 515 |
| FB20AG3AB- | 518 |
| FB20AM3AB-K | 520 |
| FB20BC3A2-K | 521 |
| FB20BC3A4-K | 521 |
| FB20CD3AB- | 517 |
| FB20GS3AB-K | 520 |
| FB20ID3AB- | 517 |
| FB20IS3AB-K | 519 |
| FB20IW3AB-K | 519 |
| FB20IW6AB-K | 519 |
| FB20LB3A2-E | 521 |
| FB20LB3A4-E | 521 |
| FB20LL3AX-K | 520 |
| FB20RH3AB- | 518 |
| FB36CS3AS-15M | 515 |
| FC94/245 | 100 |
| FC94/350 | 100 |
| FCGx | 310 |
| FD0x- | 126 |
| FDCx | 293 |
| FFAG07203A-115K | 525 |
| FFAG07803A-115K | 525 |
| FFAG08603A-125K | 525 |
| FFAG12003V-125K | 525 |
| FFAG22003A-230K | 526 |
| FFCS15003A-190K | 527 |
| FFGS13003A-K | 527 |
| FFID06003A-K | 523 |
| FFID08103A-K | 523 |
| FFJS07103A-K | 526 |
| FFMI14003V-K | 524 |
| FFOP16003V-K | 526 |
| FFOS03503A-K | 527 |
| FFRH08003A-B | 524 |
| FFRH10503A-B | 524 |
| FFRS04503A-150K | 527 |
| FFSF14003A-110K | 526 |
| FGx | 581 |
| FGx-AI | 581 |
| FLIx | 300 |
| FPA120- | 304 |
| FRFx | 289 |
| FSAx | 312 |
| FTx-1000 | 401 |
| FTx-2000 | 401 |
| FTx-3000 | 401 |
| FTRx | 299 |
| G001- | 243 |
| G002- | 242 |
| G003- | 242 |

| ART. | PAG |
|---|---|
| G006- | 587 |
| G007- | 155 |
| G008 | 587 |
| G009 | 472 |
| G011- | 242 |
| G0x | 131 |
| G030- | 547 |
| GxDC | 222 |
| GxSC | 222 |
| Gx | 336 |
| G090- | 427 |
| GxAL | 222 |
| G900 | 558 |
| GCMX | 184 |
| GCMXA | 184 |
| HxDC | 222 |
| HxAL | 222 |
| HxSC | 222 |
| HT125 | 581 |
| I002 | 590 |
| I109 | 448 |
| I217 | 447 |
| I306 | 447 |
| I340 | 446 |
| IS25-ESx | 461 |
| IS25-PHx | 461 |
| IS25-PHxAS | 461 |
| IS25-PZx | 461 |
| IS25-PZxAS | 462 |
| IS25-TGx | 462 |
| IS25-TXx | 462 |
| IS50-ESx | 462 |
| IS50-PHx | 462 |
| IS50-PZx | 462 |
| IS50-TGx | 462 |
| IS50-TXx | 462 |
| JxDC | 224 |
| JxSC | 224 |
| JI40xL | 448 |
| JI40xN | 448 |
| JN402NA | 436 |
| JN403NA | 435 |
| JN404NA | 432 |
| JN405NA | 429 |
| K001- | 118 |
| k002- | 118 |
| KxDC | 224 |
| KxSC | 224 |
| KICAN | 161 |
| KISCLCR | 158 |
| KISER | 161 |
| KISNR | 161 |
| KISTCMT | 158 |
| KISTFCR | 158 |
| KITCKJx | 152 |
| KITCKUNR25 | 157 |
| KITMTFNRx | 157 |
| KITPCLNx | 151 |

| ART. | PAG |
|---|---|
| KITPDJNx | 152 |
| KITPSSNx | 152 |
| KITPTGNx | 151 |
| KITPWLNx | 152 |
| KITSCLCRx | 156 |
| KITSCLCxE | 150 |
| KITSDJCx | 151 |
| KITSDUCRx | 156 |
| KITSSSCRx | 156 |
| KITSSSCxE | 150 |
| KITSTFCRx | 156 |
| KITSTGCx | 150 |
| KITSVJBx | 151 |
| KITT09x | 162 |
| KNUX | 176 |
| KVx | 170 |
| L006 | 556 |
| L007 | 478 |
| L008 | 558 |
| L012 | 476 |
| L012/PIA | 476 |
| L013 | 476 |
| L014 | 591 |
| L018- | 213 |
| L018S | 213 |
| L019- | 213 |
| L019S | 213 |
| L020 | 214 |
| L020- | 213 |
| L020S | 213 |
| LxDC | 223 |
| LxSC | 223 |
| L080 | 586 |
| L085 | 586 |
| L090A | 586 |
| L10AL6 | 223 |
| L150 | 587 |
| L200 | 586 |
| LBx | 260 |
| LN400N1/2A | 435 |
| LN400N1/4A | 429 |
| LN400N3/4A | 436 |
| LN400N3/8A | 432 |
| LSL76-20 | 261 |
| LSM76-12 | 261 |
| M001-xTICN | 237 |
| M001-xTIN | 237 |
| M001-xV | 237 |
| M001-x | 237 |
| M001- | 110 |
| M002- | 238 |
| M002-xTICN | 238 |
| M002-xTIN | 238 |
| M002-xV | 238 |
| M002-MxMFV | 241 |
| M003-xTICN | 239 |
| M003-xTIN | 239 |
| M003-xV | 239 |

| ART. | PAG |
|---|---|
| M003- | 239 |
| M003-xxx | 240 |
| M003-xxTICN | 240 |
| M003-xxTIN | 240 |
| M003-xxV | 240 |
| M003-MxMFV | 241 |
| m004- | 133 |
| M005A- | 124 |
| M006- | 357 |
| M007/1000 | 357 |
| M007- | 357 |
| M007/800 | 357 |
| M008/1000 | 357 |
| M008/300 | 357 |
| M008/400 | 357 |
| M008/600 | 357 |
| M008/800 | 357 |
| M009- | 574 |
| M010- | 574 |
| M011- | 107 |
| M011-xG | 108 |
| M012- | 108 |
| M013/0/100 | 575 |
| M014- | 109 |
| M015S | 234 |
| M016- | 110 |
| M017- | 110 |
| M018- | 357 |
| M019- | 575 |
| M019-x | 575 |
| M020 | 234 |
| M021- | 574 |
| M022- | 574 |
| M023- | 109 |
| M024- | 109 |
| M026- | 574 |
| M027- | 110 |
| M028- | 107 |
| M028-xG | 108 |
| M028-xGR | 108 |
| M029 | 235 |
| M030 | 235 |
| M032 | 234 |
| M034/120 | 111 |
| M036 | 234 |
| M037/16 | 66 |
| M037/24 | 66 |
| M037/B | 66 |
| M037/BM1000 | 66 |
| M037/BM300 | 66 |
| M038 | 143 |
| MxDC | 223 |
| M040 | 375 |
| M040/CF | 375 |
| M040/CP | 375 |
| M040/D | 375 |
| M040/SA | 375 |
| M040/ST | 375 |

| ART. | PAG |
|---|---|
| M041 | 375 |
| M042- | 127 |
| M049A- | 122 |
| M049A-xST | 125 |
| M049A-xGBD | 125 |
| M051- | 127 |
| M052- | 127 |
| M055 | 572 |
| M055/120 | 572 |
| M057/16 | 91 |
| M059- | 135 |
| M060- | 135 |
| M061 | 108 |
| M062 | 572 |
| M069 | 588 |
| M071 | 588 |
| M072 | 588 |
| M075A- | 121 |
| M076A- | 121 |
| M078A- | 123 |
| M079A- | 123 |
| M080- | 127 |
| M081- | 127 |
| MxSC | 223 |
| M100 | 235 |
| M101 | 235 |
| M10AL6 | 223 |
| M13x | 347 |
| M16x | 321 |
| M218 | 235 |
| M290EKO | 348 |
| M300/B | 349 |
| M312/C | 234 |
| M312/P | 234 |
| Mx | 144 |
| M415EKO | 348 |
| M430/B | 349 |
| M449A- | 122 |
| M449A-xST | 125 |
| M449A-xGBD | 125 |
| M505/B | 349 |
| M520EKO | 348 |
| M530- | 109 |
| M540/BT | 349 |
| MB1X | 321 |
| MBGxA | 322 |
| MBGxC | 323 |
| MCDxZ | 287 |
| MCGxA | 322 |
| MCGxS | 322 |
| MCGxC | 322 |
| MCG2050/06G | 322 |
| MCLNBASE25/32 | 170 |
| MCLNx | 160 |
| MD01 | 592 |
| MDAxZT | 294 |
| MDFx | 307 |
| MDUx | 306 |

| ART. | PAG |
|---|---|
| MFDxZ | 287 |
| MFDxZC | 287 |
| MFGx | 308 |
| MG1X | 321 |
| ML40 | 590 |
| ML80A | 590 |
| MSCx | 303 |
| MSD4x | 320 |
| MSD8x | 320 |
| MTD4x | 319 |
| MTD7x | 320 |
| MTFNBASE25/32 | 170 |
| MTFNx | 160 |
| MTP4x | 319 |
| MTP8x | 319 |
| MTP9x | 320 |
| MV1X | 321 |
| N12DC6 | 224 |
| NxSC | 224 |
| N7x | 260 |
| N7x1 | 260 |
| NAS100x-C | 290 |
| NAS100x-Z | 290 |
| NAT100x | 291 |
| NTxZ | 302 |
| NTxA | 302 |
| NWS100 | 292 |
| NWS100/M | 292 |
| OFEXxA | 182 |
| OFEXx | 181 |
| ONMXxA | 182 |
| P001/04 | 381 |
| P001/10 | 381 |
| P001/100EP230V | 379 |
| P001/100EP400V | 379 |
| P001/12 | 381 |
| P001/20 | 381 |
| P001/30 | 380 |
| P001/45 | 380 |
| P001/75 | 380 |
| P001/75EP230V | 379 |
| P001/75EP400V | 379 |
| P002 | 376 |
| P005 | 376 |
| P007- | 583 |
| P008/102 | 83 |
| P009 | 339 |
| P010/41 | 195 |
| P010/51 | 195 |
| P011- | 583 |
| P012-L | 376 |
| P012-LxP | 376 |
| P012-N | 376 |
| P012-NxP | 376 |
| P013 | 595 |
| P014 | 112 |
| P015 | 112 |
| P017 | 112 |

| ART. | PAG |
|---|---|
| P018- | 143 |
| P019 | 398 |
| P020 | 377 |
| P020/P | 377 |
| P021 | 376 |
| P022- | 382 |
| P023- | 192 |
| P023-xL | 193 |
| P023-xL1 | 193 |
| P023-xL2 | 194 |
| P023-xL3 | 194 |
| P023-xC | 193 |
| P023/19 | 192 |
| P023/25 | 192 |
| P024/06 | 551 |
| P028- | 382 |
| P029- | 382 |
| P031/03S | 229 |
| P031- | 229 |
| P031/05S | 229 |
| P031/06P | 229 |
| P031/06S | 229 |
| p032- | 131 |
| P032/18P | 131 |
| P032/7P | 131 |
| P033/03S | 230 |
| P033- | 230 |
| P034- | 230 |
| P034/05S | 230 |
| P034/06S | 230 |
| P035/04S | 231 |
| P035- | 231 |
| P036- | 216 |
| P037- | 216 |
| P039 | 377 |
| P039/PR | 377 |
| P04x | 579 |
| P045 | 190 |
| P046 | 190 |
| P049- | 227 |
| P050- | 227 |
| P051- | 227 |
| P052- | 232 |
| P052/08S | 232 |
| P056- | 199 |
| P056/10S | 199 |
| P057 | 198 |
| P058- | 195 |
| P058/170 | 195 |
| P061 | 195 |
| P062 | 195 |
| P063- | 227 |
| P064- | 197 |
| P064/19A | 197 |
| P064/25A | 197 |
| P065- | 196 |
| P067 | 196 |
| P068 | 195 |

| ART. | PAG |
|---|---|
| P069 | 196 |
| P075 | 588 |
| P076/006S | 228 |
| P076/008S | 228 |
| P076- | 228 |
| P076-Gx | 228 |
| P076-Px | 228 |
| P077- | 118 |
| P078- | 118 |
| P079- | 118 |
| P080 | 588 |
| P081- | 199 |
| P100/250 | 144 |
| P101- | 144 |
| P20x | 583 |
| P30x | 583 |
| P340A | 137 |
| P350A | 137 |
| P40VD | 336 |
| P440A | 137 |
| P444A- | 124 |
| P450A | 137 |
| P4ACS | 138 |
| P880/06S | 457 |
| P881- | 457 |
| P881/06S | 457 |
| P882- | 457 |
| P883- | 457 |
| P886- | 457 |
| PARx | 304 |
| PAS- | 307 |
| PAV | 336 |
| PC40A | 138 |
| PC40A/R | 138 |
| PC50A | 138 |
| PC50A/R | 138 |
| PCLNx | 154 |
| PCR6338 | 301 |
| PDBx | 296 |
| PDC1- | 400 |
| PDC2- | 400 |
| PDC4- | 399 |
| PDJNx | 155 |
| PDJNRKIT | 170 |
| PDMx | 296 |
| PDVx-M14 | 297 |
| PFBx | 294 |
| PFLx | 297 |
| PFSx | 294 |
| PI063 | 460 |
| PI401x | 448 |
| PI402x | 444 |
| PI403x | 443 |
| PI453x | 443 |
| PIF1 | 458 |
| PLV175 | 311 |
| PMEx | 297 |
| PN402Nx | 436 |

| ART. | PAG |
|---|---|
| PN403Nx | 435 |
| PN404Nx | 432 |
| PN405Nx | 429 |
| PNS | 311 |
| PPSx | 297 |
| PR16/10P | 131 |
| PR20/12P | 131 |
| PR25/15P | 131 |
| PSSNx | 154 |
| PSV-F | 336 |
| PSV-M | 336 |
| PTGNx | 154 |
| PVC300 | 494 |
| PVC300/125 | 494 |
| PWLNx | 155 |
| PWLNRKIT | 170 |
| R001- | 72 |
| R003/09 | 72 |
| R015 | 388 |
| R0x | 585 |
| Rx | 569 |
| R609 | 553 |
| R60xA | 553 |
| R60xB | 553 |
| R610 | 553 |
| RASx | 298 |
| RCLx | 299 |
| RCSx | 300 |
| RDHTx | 182 |
| RFF100 | 308 |
| RFPx | 290 |
| RFTx | 289 |
| RGFx | 307 |
| RGMx | 288 |
| RGPx | 289 |
| RGTx | 288 |
| RI40x | 448 |
| RICAPCLN | 170 |
| RICAPSSN | 170 |
| RICAPTGN | 170 |
| RLFx | 289 |
| RLMx | 290 |
| RLPx | 290 |
| RLTx | 290 |
| RMTx | 288 |
| RN4023NA | 436 |
| RN4032NA | 435 |
| RN4034NA | 435 |
| RN4043NA | 432 |
| RN4045NA | 432 |
| RN4054NA | 429 |
| RPMTx | 182 |
| RPW090 | 291 |
| RSAx | 298 |
| RSRx | 298 |
| RSSx | 298 |
| RTFx | 299 |
| S001 | 214 |

| ART. | PAG |
|---|---|
| S001/60 | 215 |
| S002 | 481 |
| S002/E100 | 481 |
| S002/E200 | 481 |
| S002/E300 | 481 |
| S004 | 593 |
| S005 | 482 |
| S005/R | 482 |
| S0x | 214 |
| s007- | 137 |
| S008/M | 392 |
| S009 | 104 |
| S013 | 392 |
| S014- | 137 |
| S015 | 104 |
| S017 | 393 |
| S018 | 463 |
| S019 | 388 |
| S022- | 473 |
| S023 | 76 |
| S024 | 388 |
| S026- | 214 |
| S026/06-20S | 214 |
| S026/06-20SM | 214 |
| S027 | 391 |
| S027ATV | 391 |
| S029 | 391 |
| S029P | 391 |
| Sx | 399 |
| S033 | 388 |
| S042/1 | 577 |
| S042/2 | 577 |
| S042/3 | 577 |
| S045 | 578 |
| S046 | 578 |
| S047 | 577 |
| S048- | 580 |
| S049 | 577 |
| S050- | 579 |
| S051 | 578 |
| S051- | 579 |
| S052/2 | 576 |
| S052/3 | 576 |
| S052/4 | 577 |
| S054 | 577 |
| S055 | 577 |
| S056- | 580 |
| S057/060S | 580 |
| S057/125 | 580 |
| S058 | 580 |
| S059- | 579 |
| S06x | 579 |
| S068 | 388 |
| S075- | 540 |
| S1- | 215 |
| S100 | 144 |
| S108 | 440 |
| S110 | 595 |

| ART. | PAG |
|---|---|
| S111 | 595 |
| S169 | 307 |
| S179 | 441 |
| S2/800 | 404 |
| S328 | 439 |
| S383 | 76 |
| S401/00 | 547 |
| S401/01 | 547 |
| S401/02 | 547 |
| S401/03 | 547 |
| S401/04 | 547 |
| S401/05 | 548 |
| S401/06 | 548 |
| S401/07 | 549 |
| S401/08 | 548 |
| S401/09 | 548 |
| S401/10 | 548 |
| S401/11 | 548 |
| S401/12 | 549 |
| S401/13 | 549 |
| S401/14 | 549 |
| S401/15 | 549 |
| S401/16 | 549 |
| S503 | 76 |
| S510 | 76 |
| S520 | 438 |
| SA01/A | 365 |
| SA01/C | 365 |
| SA01-CTRx | 365 |
| SA01/F | 367 |
| SA01/TR | 365 |
| SALx | 312 |
| SCDx | 303 |
| SCFx | 313 |
| SCFxI | 313 |
| SCG090 | 315 |
| SCG090I | 316 |
| SCLCx | 159 |
| SCLCxE | 153 |
| SCMTxA1 | 176 |
| SCMTx | 176 |
| SCMTxA2 | 177 |
| SCMTxA3 | 177 |
| SCRx | 314 |
| SCRxI | 314 |
| SCSx | 291 |
| SCW100 | 292 |
| SDJCx | 154 |
| SDUCx | 159 |
| SEHTxA | 182 |
| SEHTx | 182 |
| SEHXxA | 183 |
| SEHXx | 183 |
| SEKNx | 183 |
| SERx | 162 |
| SFFx | 287 |
| SFGx | 316 |
| SFGxI | 316 |

| ART. | PAG |
|---|---|
| SFPx | 316 |
| SFPxI | 317 |
| SFRx | 317 |
| SFRxI | 317 |
| SGCx | 301 |
| SGFx | 287 |
| SGIH | 163 |
| SGR075 | 315 |
| SGR075I | 315 |
| SGTBK | 163 |
| SI40N006 | 448 |
| SI413M006 | 446 |
| SI423M006 | 446 |
| SI4E1N008 | 448 |
| SI4E2N008 | 448 |
| SI4E3N013 | 446 |
| SMC275 | 317 |
| SMC275I | 317 |
| SN4P3N027 | 439 |
| SNGx | 315 |
| SNMGxF15 | 177 |
| SNMGxF25 | 177 |
| SNMGxM25 | 177 |
| SNMGxM35 | 178 |
| SNMXx | 183 |
| SNRx | 162 |
| SPA115/M14 | 303 |
| SPIxZ | 300 |
| SPKNx | 183 |
| SPMRx | 178 |
| SPUN13P | 82 |
| SR44W | 491 |
| SRFx | 313 |
| SRFxI | 313 |
| SRGx | 315 |
| SRGxI | 315 |
| SRRx | 314 |
| SRRx-M14 | 314 |
| SSSCxE | 153 |
| SSSCRx | 158 |
| ST1Ax | 190 |
| ST1AxC | 190 |
| ST1AxR10 | 191 |
| ST1AxR13 | 191 |
| ST2Ax | 198 |
| ST45- | 129 |
| ST45-xL | 129 |
| STAFCKJNL | 170 |
| STAFCKJNR | 170 |
| STFx | 313 |
| STFxI | 313 |
| STFCx | 159 |
| STGx | 316 |
| STGxI | 316 |
| STGCx | 153 |
| STRx | 314 |
| STRxI | 314 |
| SVJBx | 153 |

| ART. | PAG |
|---|---|
| SWS100 | 291 |
| SWS100/M | 291 |
| T001- | 114 |
| T002- | 114 |
| T003- | 571 |
| T004- | 117 |
| T005 | 571 |
| T006 | 571 |
| T007- | 571 |
| T008 | 117 |
| T009 | 576 |
| T00x | 140 |
| T00x-B | 140 |
| T00x-D | 140 |
| T00x-S | 141 |
| T00Ax | 141 |
| T00Ax-PP | 141 |
| T00A1 | 142 |
| T00A1/LR | 142 |
| T00A1/PL | 142 |
| T00A1/PP | 142 |
| T00A1/SP | 142 |
| T00x-LC | 141 |
| T010- | 136 |
| T011 | 571 |
| T013 | 116 |
| T014G | 116 |
| T015 | 116 |
| T015/E | 116 |
| T016/100 | 113 |
| T017/100 | 113 |
| T018/330 | 117 |
| T018/350 | 117 |
| T021- | 136 |
| T032 | 56 |
| T032DA | 56 |
| T034/065 | 84 |
| T034/105 | 84 |
| T041 | 54 |
| T041DA | 54 |
| T044/230V | 38 |
| T044/400V | 38 |
| T046 | 43 |
| T047/230V | 38 |
| T047/400V | 38 |
| T047/400VDA | 37 |
| T050 | 589 |
| T051 | 588 |
| T052/400V | 42 |
| T052/400VDA | 42 |
| T053 | 589 |
| T054 | 590 |
| T055 | 591 |
| T056/TP01 | 591 |
| T056/TP02 | 591 |
| T056/TP03 | 591 |
| T058 | 40 |
| T059/16V | 40 |

| ART. | PAG |
|---|---|
| T059/28V | 39 |
| T061A | 39 |
| T062 | 53 |
| T063 | 590 |
| T066 | 53 |
| T068 | 590 |
| T069/400V | 18 |
| T069/400V3A | 18 |
| T069/400VI3A | 17 |
| T070/400V3A | 16 |
| T070/400V3A15 | 14 |
| T070/400VI3A | 15 |
| T071 | 57 |
| T072 | 55 |
| T072DA | 55 |
| T073 | 41 |
| T073DA | 41 |
| T074/400V3A | 13 |
| T075/400V3A | 12 |
| T075I | 11 |
| T076/400V3A | 10 |
| T080Fx | 9 |
| T085Fx | 8 |
| T088 | 163 |
| T089 | 163 |
| T09x | 162 |
| T092- | 569 |
| T094Fx | 7 |
| T095Fx | 6 |
| T0Ax | 141 |
| T0Ax-D | 141 |
| T100- | 569 |
| T145 | 52 |
| T200 | 143 |
| T201 | 143 |
| T202 | 144 |
| T203 | 144 |
| T338- | 144 |
| Tx | 144 |
| T609 | 553 |
| T660 | 28 |
| T660I | 28 |
| T700 | 27 |
| T700V | 27 |
| T750 | 26 |
| T750I | 26 |
| T900 | 25 |
| T900I | 25 |
| T997/230V | 22 |
| T997/230V3A | 22 |
| T997/230VI | 21 |
| T997/230VI3A | 21 |
| T997/400V | 22 |
| T997/400V3A | 22 |
| T998/230V3A | 20 |
| T998/400V | 20 |
| T998/400V3A | 20 |
| T998/400VI3A | 19 |

| ART. | PAG |
|---|---|
| T999/3A | 143 |
| TB01 | 350 |
| TB02 | 350 |
| TB03 | 350 |
| TB04 | 350 |
| TB11 | 351 |
| TB12 | 351 |
| TB13 | 351 |
| TB21 | 351 |
| TB22 | 351 |
| TB31 | 351 |
| TCMTxA | 178 |
| TCMTx | 178 |
| TDV | 297 |
| TEV120 | 297 |
| TGx-AE | 581 |
| TH250 | 540 |
| TH500 | 540 |
| TH601A | 538 |
| TH602A | 538 |
| TH901A | 538 |
| TIPAx | 135 |
| TIPDx | 135 |
| TM01/001 | 502 |
| TM01/002 | 502 |
| TM01/005 | 502 |
| TM01/006 | 502 |
| TM01/008 | 502 |
| TM01/009 | 502 |
| TM01/010 | 502 |
| TM01/011 | 503 |
| TM01/012 | 503 |
| TM01/014 | 503 |
| TM01/016 | 503 |
| TM01/018 | 503 |
| TM01/020 | 503 |
| TM01/022 | 504 |
| TM01/023 | 504 |
| TM01/024 | 504 |
| TM01/025 | 504 |
| TM01/026 | 505 |
| TM01/027 | 505 |
| TM01/028 | 505 |
| TM01/029 | 505 |
| TM01/030 | 505 |
| TM01/031 | 505 |
| TM01/032 | 505 |
| TM01/033 | 505 |
| TM01/035 | 506 |
| TM01/036 | 506 |
| TM01/037 | 506 |
| TM01/038 | 506 |
| TM01/042 | 506 |
| TM01/043 | 506 |
| TM01/044 | 504 |
| TM01/045 | 504 |
| TM01/046 | 504 |
| TM01/047 | 507 |

| ART. | PAG |
|---|---|
| TM01/048 | 507 |
| TM01/049 | 507 |
| TM01/052 | 507 |
| TM01/054 | 507 |
| TM01/055 | 507 |
| TM01/056 | 502 |
| TM01/063 | 503 |
| TM01/064 | 506 |
| TM01/068 | 503 |
| TM01/069 | 506 |
| TM01/070 | 504 |
| TM01/100 | 507 |
| TM01/110 | 507 |
| TM01/120 | 507 |
| TNMGxF15 | 179 |
| TNMGxF25 | 179 |
| TNMGx | 179 |
| TNMGxM25 | 180 |

| ART. | PAG |
|---|---|
| TNMGxM35 | 180 |
| TPKNx | 183 |
| TPMRx | 180 |
| TR01/180 | 47 |
| TR01/200 | 46 |
| TR01/280 | 45 |
| U003 | 368 |
| U004 | 368 |
| UC01- | 371 |
| UNCD- | 306 |
| UNFx | 306 |
| UNPx | 306 |
| V002 | 593 |
| VBMTxA | 180 |
| VBMTx | 180 |
| VDAx | 295 |
| VDFx | 308 |
| VDGx | 295 |

| ART. | PAG |
|---|---|
| VDLx | 311 |
| VDRx | 296 |
| VDZx | 296 |
| VITECKJN | 170 |
| VLA200 | 311 |
| VSCx | 303 |
| VSPx | 311 |
| VT00440 | 170 |
| W021PA | 536 |
| W021PG | 536 |
| W021PN | 536 |
| WNMGxM25 | 179 |
| WNMGxM35 | 179 |
| WNMGx | 178 |
| WSSP | 170 |
| ZSAx | 296 |

**1. GENERAL REGULATIONS**
Fervi SpA is a company that markets its own products such as machine tools, accessories, measurement instruments and products generically called hardware items.
The general conditions of sale, reported below, are undertaken by Fervi SpA and are considered valid for any order received and to be applied to all sales of products by the same.
Fervi reserves the right to modify these general conditions of sale at any time and without prior notice. Any amendments, exemptions and/or particular conditions in regards to these clauses deriving from the Client shall not be in any way binding for Fervi unless expressly agreed in writing and duly signed by both parties.

**2. DEFINITIONS**
For the purposes of these general conditions of the contract of sale (hereinafter referred to as "Conditions of Sale"), the following terms are understood as follows:
- "Fervi/The Vendor": Fervi SpA;
- "Client(s)/Purchaser(s)": any company, body or registered entity that purchases Fervi products;
- "Product(s)": the goods produced, assembled, sold and/or distributed by Fervi;
- "Order(s)": each and any written request and/or offer of purchase of the products forwarded from the Client to Fervi by fax, email, sales representative or by any other means recognised by Fervi;
- "Sale(s)": each contract of sale concluded by Fervi and the Client, also through a sales representative;
- "Goods": quantity and type of product contained in the Client order;
- "Catalogue": illustrative volume of the Fervi products;
- "Returns": all products and goods returned by means of the procedure provided by Fervi
- "Trademark(s)": all of the trademarks of which Fervi is owner, title holder and/or licensee;
- "Intellectual Property Rights": all intellectual and industrial property right of Fervi including, without any limitation, the rights pertaining to licences for inventions, drawings or models, utility models, trademarks, logos, knowhow, technical specifications, data, whether registered rights or not, in addition to any application or registration relative to said right and every other right or form of protection of a similar nature or having an equivalent effect.

**3. PRODUCTS AND MODIFICATIONS**
The weights, dimensions, prices, colours and any other characteristic and date even of a figurative nature inserted in the catalogue, price lists, brochures, illustrations, flyers, offers, advertising material in general and/or other illustrative documents by Fervi, are approximate indications and are not in any case binding for Fervi.
The Vendor reserves the right to vary its products' technical or manufacturing data at any time and without prior notice and to perform any modifications considered necessary.
The Vendor is not required to make modifications that have subsequently been agreed upon to an order should the products have been already produced or be in the process of production.
The type of products and their availability may vary at any time without this incurring any liability for Fervi.
Any modification to the products by Fervi does not give the client grounds to file complaints in any case.

**4. PRICES**
The price is expressed in Euros and the price for each individual product is indicated in the catalogue and/or on the Fervi website; it is merely indicative and can therefore be subject to change without prior notification to the client.
In the event of promotional offers by Fervi, the price will be that indicated in these offers and may be subject to change for certain products, where specified.
Unless agreed otherwise in writing between the parties, the goods will be invoiced at the prices applicable at the time of the order.
The prices are net of VAT, taxes, tolls, customs and tax charges or any type arising from the contract which are the exclusive responsibility of the Client.
The cost of packaging is included in the price while shipping costs are always excluded.

**5. ORDERS**
These conditions of sale are read and approved by the Client upon the submission of the order, which is in any case received by Fervi with the clause "Subject to Company Approval."
The order must be defined in all its parts and all of the technical and administrative indications must be completed, including any tax relief. The item code and the relative quantities must be specified.
The minimum order quantities for each item are indicated in the catalogue/website.
Orders that do not correspond to this, or multiples of these amounts, will be automatically adjusted by Fervi without prior client authorisation.
Unless otherwise agreed in writing between the parties, the order is deemed irrevocable pursuant to and in accordance with Article 1331 of the Italian Civil Code.
Fervi reserves the right, at its sole discretion, to refuse or accept, in whole or in part, any variations to the order proposed by the purchaser after the submission of the order.
Fervi confirms that the client is prohibited from unilaterally withdrawing from an order and sale. In the event that the client withdraws from the order confirmed by Fervi, the client is liable in any case for the full amount of the goods.

**6. ORDER ACCEPTANCE/CONFIRMATION**
Upon submission of the order, the client remains committed to the prices and conditions indicated in the catalogue applicable at the time of the order.
Fervi can accept the order by shipping the goods pursuant to Article 1327 of the Italian Civil Code, without any obligation to notify the client, notwithstanding the provision in the 2nd paragraph of the aforementioned article. Fervi has the right, following the acceptance of the order, if deemed appropriate, to send the client an order confirmation by way of acceptance.

**7. PARTIAL PROCESSING OF THE ORDER**
Fervi reserves the right to process the order in full or in part or in various batches, taking into account the availability of products, without guaranteeing the final balance.
The remaining products will be sent to the Client, based on Fervi's availability, in accordance with the terms and conditions agreed upon by the parties in writing.

**8. RETURNS**
The Client is required to inform Fervi (fax: +39 059 763 037; email:assistenza@fervi.com) if the goods are returned within 8 days of receipt.
Fervi shall accept any return of goods only if approved and authorised in advance by the vendor in writing and the relative costs are fully incurred of the client.
In any case the reason for the return, the authorisation number received and the purchase invoice must be specifically indicated in the accompanying document.
The goods must be returned in their original packaging.
Unauthorised returns or returns performed using different methods from those agreed upon will not be accepted by Fervi and will be returned to the clients at their own expense.
Damaged, altered and/or modified products will not be accepted.
The aforementioned returns must be sent to Fervi SpA, Via del Commercio No. 81, 41058 Vignola (MO) Italy.

**9. CLAIMS/COMPLAINTS/NON-COMPLIANT PRODUCTS**
The client, through the people assigned to receive the goods, is required to check the goods, the state of the packaging or any other faults that are evident at the time of delivery in the presence of the transporter in addition to verifying the integrity of the parcels delivered and their corresponding number.
If the packaging is damaged, goods are missing or other faults are detected, the purchaser is required to file a claim in writing with the transporter immediately upon receipt of the goods at the designated space provided on the transporter slip, specifying the grounds for the claim.
The aforementioned slip, duly signed with a legible signature, must be delivered directly to the transporter.
Upon completion of the aforementioned procedure, the client is required to inform the vendor about problems in writing by fax or email, upon penalty of expiry, within 4 days from the date of receipt of the goods, indicating the order number and the date of receipt of the goods.
Any complaints regarding defects that cannot be identified through a diligent check upon receipt of the goods (visible faults) must be reported in writing to the vendor by fax or email, under penalty of expiry, within 15 days from the date the fault is discovered and, in any case, no later than twelve months from the date of receipt of the goods.
The complaint must, in any case, specify the fault encountered, the products to which it refers and the details of the purchase invoice.
If the products delivered do not comply with the order, the purchaser is required to inform the vendor, in writing, under penalty of expiry, within 8 days from the date of receipt of the goods in order to arrange the replacement.
The goods returned must be accompanied by the corresponding delivery slip with the words "goods non-compliant with order".
The return of the goods to Fervi by the purchaser, regardless of the reason, is in any case subject to written authorisation by the vendor, which will report the return method and schedule.
The goods must be returned in their original packaging, accompanied by the authorisation number received from Fervi.
Any complaints and/or disputes do not give the purchaser the right to suspend or, in any way, delay payment of the products that are the subject of the complaint and/

or dispute or other supplies.
Unauthorised returns and/or returns carried out in a method that differs to those agreed will not be accepted by Fervi and the goods will be returned to the client at the client's expense.
Product returns will not be accepted if products have been tampered with, altered, modified or are old or no longer offered by Fervi.
If the claim is not submitted in accordance with the methods and timeframes specified above, the products shall be considered compliant with those ordered by the client and the client is required to pay for the goods.

**10. PAYMENT CONDITIONS/OWNERSHIP OF GOODS**

Payments must be made in accordance with the methods and under the terms indicated in the invoice issued by Fervi.
The purchaser is not required to authorise any deduction or modification to the price, unless previously agreed upon in writing with the vendor.
The purchaser shall acquire ownership of the goods only upon full payment of the invoice issued by the vendor. The purchaser will, however, assume all risks pertaining to it at the time of delivery to the courier.
In the case of late payments, the vendor shall unilaterally modify the terms of any other supply and/or suspend execution until obtaining the appropriate guarantee of payment (i.e. surety or bank guarantee).

**11. SHIPPING AND TRANSPORT**

The client is solely responsible for shipping and transportation costs.
Fervi reserves the right to choose the carrier, to whom Fervi is not required to report the value of the goods. If the client intends to insure the shipment, it is required to expressly request this insurance upon placing the order, assuming payment of all relative charges.
The transfer of risk for the goods takes place upon their delivery to the carrier: consequently the goods always travel at the full risk and peril of the client, even in the event of carriage paid by Fervi.
Shipping of the goods, as well as any order confirmation is subject to a minimum order of €1000. If the client purchases goods directly from the sales desk at the Fervi Distribution Centre, the minimum order amount is reduced to €500. Direct shipping to Client's Customers is excluded.

**12. DELIVERY TERMS**

Any terms to process the order, where provided, are calculated for business days and are understood in any case as purely indicative, not mandatory or legally binding for Fervi.
Therefore, in consideration of the purely indicative nature of the terms indicated above, Fervi is not liable for damages caused directly or indirectly by the delayed execution or delayed or non-delivery of the goods.
Fervi shall not in any case be held liable for delayed or non-delivery resulting from acts of God or force majeure.

**13. PRODUCT GUARANTEE/TECHNICAL COMPLIANCE**

All Fervi products are covered by a manufacturer's guarantee and have all the certifications and technical compliance certificates required by law.
This guarantee is time-specific and applies to the specific product sold, excluding any other service such as any indemnity and/or compensation. This guarantee shall be applied to the product that has compliance issues and/or malfunctions not detected at the time of purchase, provided that said product is used correctly, with due diligence and with respect for its uses provided in any technical documentation, with strict compliance with the utility function as described in the manuals.
The aforementioned guarantee shall not, however, be applicable in the case of negligence or negligent product use and maintenance. In all cases, Fervi cannot be held liable for the use, applications and/or operations of the product by the client or assistant in the event of use for purposes other than and not related to those set forth in the catalogue and/or in the instructions for use/technical manual.

**14. REPAIRS/TECHNICAL INTERVENTIONS/ASSISTANCE**

Fervi also carries out technical assistance and repair centre services for its products.
Clients requiring interventions are required to submit their intervention request to Fervi in writing by fax or email, expressly indicating the reason for the request, the product type, the date of purchase and any other information necessary for the purpose of determining the intervention methods.
Fervi's assistance department, having examined the request, shall inform the client about the intervention to be conducted and the corresponding timeframes.
The intervention costs shall be calculated following receipt of the request and may vary based on whether the product has a valid guarantee or not.
The guarantee is effective on the date indicated on the purchase invoice. The requesting party is required to provide proof of guarantee by submitting the purchase document.
Fervi shall provide an estimate of the repair costs if the guarantee does not apply; if the guarantee is applicable, Fervi is liable for the intervention costs.
In any case, intervention is subjected to authorisation by Fervi: the client, therefore, may not send the material without Fervi's prior acceptance unless accepting the risk of incurring return costs.
The goods shall be returned by the clients at the Fervi warehouse at their own costs.

**15. CHANGE TO CLIENT OWNERSHIP CONDITIONS**

Fervi shall have the right to withdraw from the contract, in addition to suspending fulfilment of the obligations deriving from the sale of the products, at no charge if it becomes aware of any changes to the ownership conditions that put the products' performance at serious risk unless a suitable guarantee is provided. Fervi has this right if it becomes aware, for example and without this list being exhaustive, of a dishonoured checks or bills, or the initiation of legal, summary, ordinary or insolvency proceedings, including in tort proceedings, filed by the client.

**16. INTELLECTUAL PROPERTY RIGHTS**

The intellectual property rights are the complete and exclusive property of Fervi and their communication or use in connection with the Conditions of Sale does not result in any right or claim for the client.
The client is required in all cases to refrain from performing any act that is not in line with ownership of the intellectual property rights.
The client hereby declares that: Fervi is the exclusive owner of the intellectual property rights; the client shall refrain from using and registering trademarks that are similar to and/or could be confused with the trademarks that Fervi owns and/or holds the licence for; said client shall use the trademarks exclusively in compliance with Fervi instructions and exclusively for the purposes contained in these Conditions of Sale.
In all cases, the Fervi's products catalogue is, for all intents and purposes, protected by the copyright laws and, therefore, any reproduction and/or use not expressly authorised in writing is prohibited.

**17. APPLICABLE LAW AND COMPETENT COURT**

This contract is regulated by Italian law and for any dispute regarding its validity, interpretation or execution, the client accepts the jurisdiction of the Italian state and, in any case, the application of the Italian law in effect at the moment the dispute arises, in addition to the applicable norms on sales regulated by articles 1470 and the following of the Italian Civil Code. Any dispute arising involving the interpretation, application, execution, termination of the contract and/or these general conditions of contract, or in any way related thereof, shall be under the exclusive jurisdiction of the Court of Modena.

**18. PERSONAL DATA PROCESSING**

Fervi guarantees that the data provided on this contract shall be processed with the utmost confidentiality and in full respect for the regulations in effect on the protection of personal data (Legislative Decree of 30 June 2003, No. 196). In any case, processing this data follows the principles of correctness, lawfulness and transparency. All data is processed by Fervi, the data controller, in order to send the catalogue (considered pre-contractual activity), acquire, manage and process orders for the post-contractual activities and comply with the administrative, legal and tax obligations and requirements.
Data processing can be carried out both in hardcopy and through automated methods and instruments, located in and outside Italy and with electronic tools at the data controller's offices. Upon submitting the purchase order, the client is required to provide the data for administrative, legal and tax purposes and requirements.
Any refusal to provide the data will hinder the order processing. The data will not be circulated but may be distributed to Fervi employees, partners and consultants, parties who are legally permitted to accept them based on legal provisions, regulations and EU regulations and, as strictly necessary, share them with subjects that, for the purposes indicated herein, need to supply goods and/or perform services in relation to Fervi services or work. The data may be transferred to European Union countries and third party countries within the scope indicated above.
At any time, the client may exercise the rights pursuant to article 7 of the Legislative Decree No. 196/2003 or access personal data in order to learn about the use of said data, request a cancellation, correction, modification, update or integration or object to the processing by writing by sending notice to the Fervi offices at Via del Commercio No. 81, 41058, Vignola (Mo).

**WARNING - ALWAYS CHECK THE INTEGRITY OF THE PARCELS AT THE TIME OF RECEIPT.
IN THE EVENT OF DAMAGE, INCLUDE AN INTELLIGIBLE CLAIM ON OUR DELIVERY SLIP OR INVOICE.
FERVISpA CANNOT BE HELD LIABLE FOR ANY DAMAGES CAUSED DURING TRANSPORT.**

# MINIMUM ORDER QUANTITY PER ITEM

All our products can be **purchased in quantities of 1 (one) piece**, with the exception of items with a specific indication, **which can only be purchased in the minimum quantity indicated**.

## P023-XL

***LONG TYPE STRAIGHT SHANK TWIST DRILL***

DIN 340, Right hand, rectified

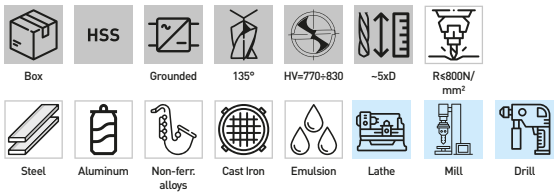




| Art. | ø | L | l | Pack |
|---|---|---|---|---|
| P023/01.00L | 1,00 mm | 56 mm | 33 mm | 10 |
| P023/01.25L | 1,25 mm | 65 mm | 40 mm | 10 |
| P023/01.50L | 1,50 mm | 70 mm | 45 mm | 10 |
| P023/01.75L | 1,75 mm | 80 mm | 53 mm | 10 |
| P023/02.00L | 2,00 mm | 85 mm | 56 mm | 10 |
| P023/02.25L | 2,25 mm | 90 mm | 59 mm | 10 |
| P023/02.50L | 2,50 mm | 95 mm | 62 mm | 10 |
| P023/02.75L | 2,75 mm | 100 mm | 66 mm | 10 |
| P023/03.00L | 3,00 mm | 100 mm | 66 mm | 10 |
| P023/03.25L | 3,25 mm | 106 mm | 69 mm | 10 |
| P023/03.50L | 3,50 mm | 112 mm | 73 mm | 10 |
| P023/03.75L | 3,75 mm | 112 mm | 73 mm | 10 |
| P023/04.00L | 4,00 mm | 119 mm | 78 mm | 10 |
| P023/04.25L | 4,25 mm | 119 mm | 78 mm | 10 |
| P023/04.50L | 4,50 mm | 126 mm | 82 mm | 10 |
| P023/04.75L | 4,75 mm | 126 mm | 82 mm | 10 |
| P023/05.00L | 5,00 mm | 132 mm | 87 mm | 10 |
| P023/05.25L | 5,25 mm | 132 mm | 87 mm | 10 |
| P023/05.50L | 5,50 mm | 139 mm | 91 mm | 10 |
| P023/05.75L | 5,75 mm | 139 mm | 91 mm | 10 |
| P023/06.00L | 6,00 mm | 139 mm | 91 mm | 10 |
| P023/06.25L | 6,25 mm | 148 mm | 97 mm | 10 |

| Art. | ø | L | l | Pack |
|---|---|---|---|---|
| P023/06.50L | 6,50 mm | 148 mm | 97 mm | 10 |
| P023/06.75L | 6,75 mm | 148 mm | 97 mm | 10 |
| P023/07.00L | 7,00 mm | 156 mm | 102 mm | 10 |
| P023/07.25L | 102 mm | 156 mm | 7,50 mm | 10 |
| P023/07.50L | 7,25 mm | 156 mm | 102 mm | 10 |
| P023/07.75L | 7,75 mm | 165 mm | 109 mm | 10 |
| P023/08.00L | 8,00 mm | 165 mm | 109 mm | 5 |
| P023/08.25L | 8,25 mm | 165 mm | 109 mm | 5 |
| P023/08.50L | 8,50 mm | 165 mm | 109 mm | 5 |
| P023/08.75L | 8,75 mm | 175 mm | 115 mm | 5 |
| P023/09.00L | 9,00 mm | 175 mm | 115 mm | 5 |
| P023/09.25L | 9,25 mm | 175 mm | 115 mm | 5 |
| P023/09.50L | 9,50 mm | 175 mm | 115 mm | 5 |
| P023/09.75L | 9,75 mm | 184 mm | 121 mm | 5 |
| P023/10.00L | 10,00 mm | 184 mm | 121 mm | 5 |
| P023/10.25L | 10,25 mm | 184 mm | 121 mm | 5 |
| P023/10.50L | 10,50 mm | 184 mm | 121 mm | 5 |
| P023/11.00L | 11,00 mm | 195 mm | 128 mm | 5 |
| P023/11.50L | 11,50 mm | 195 mm | 128 mm | 5 |
| P023/12.00L | 12,00 mm | 205 mm | 134 mm | 5 |
| P023/12.50L | 12,50 mm | 205 mm | 134 mm | 5 |
| P023/13.00L | 13,00 mm | 205 mm | 134 mm | 5 |

# MINIMUM ORDER €

The **minimum billable is €1.000** (one thousand Euros, excluding VAT – Article 11 of the Fervi SpA General Conditions of Sale.

Printed in **January 2026**
by **COPTIP Industrie Grafiche** - Via Gran Bretagna 50, Modena, MO 41122
Graphic design and photography: **Beyond Group Srl - www.beyond-group.it**

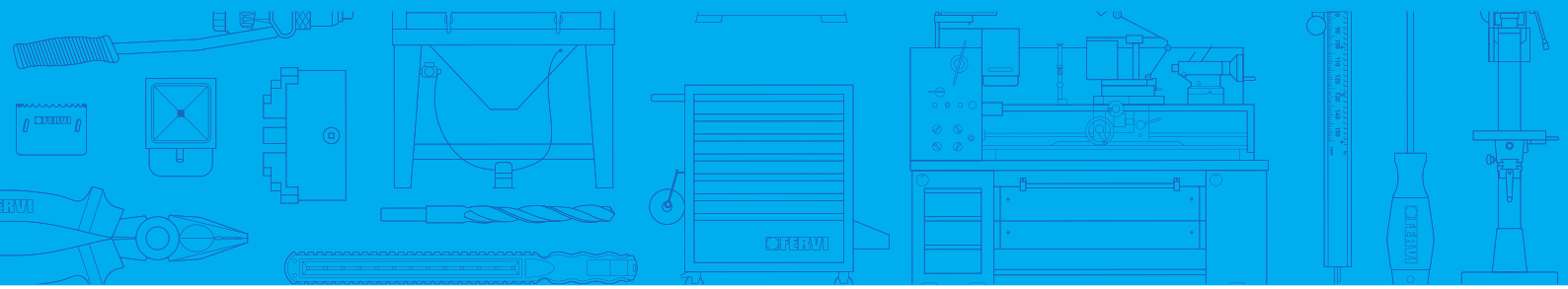

# 48

**FERVI SPA**
Via del Commercio, 81
41058 - Vignola (MO), Italia
Tel. +39 059 767 172
Fax +39 059 763 037
info@fervi.com
fervi.com



a **FERVI GROUP** company